

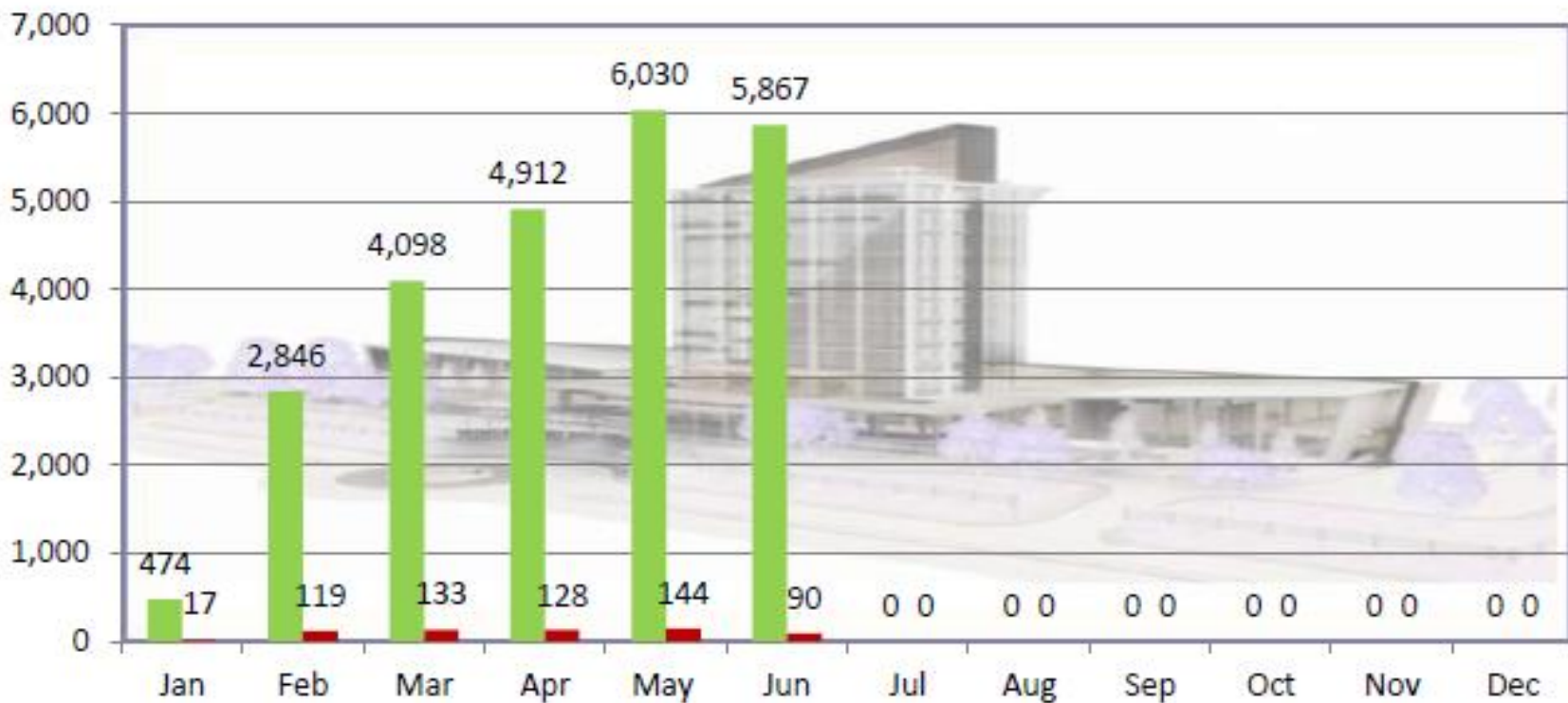


RELATÓRIU MONITORIZASAUN PAGAMENTU TEZOURU JANEIRU TO'O JUÑU 2017

National Directorate of Payment
DG Treasury
Ministry of Finance

Nu. Pedidu pagamentu mak halo no devolve tuir Fulan (LM+APA+MP)

■ Payment requests created ■ Payment requests returned



ANÁLIZE KONA-BA PEDIDUS PAGAMENTU

Juñu 2017 no To'ó Tinan Ida to'ó Agora

Liña Ministeriai, Ajénsias Autónomas no Munisipalidades (LM, AA & MUP)

Iha Juñu 2017, Liñas Ministeriais, Ajénsias Autónomas no Munisipalidades halo (5,867) pedidus pagamentu hanesan tuir mai:

Tabela 1: Pedidus Pagamentu ne'ebé halo iha LM, AA & MUP iha Juñu 2017

Ministériu/ Ajénsia(Tetum)	Ministry/ Agency (English)	Mez Atual (Jun 2017)		Tinan-to'ó Agora (Jan to'ó Jun 2017)	
		Nu.pedidus pagamentu ne'ebe halo	Montante osan pedidus pagamentu	Nu. Pedidus pagamentu ne'ebe halo	Montante osan pedidus pagamentu
Liñas Ministeriais + HCDF	Line Ministries + HCDF	4324	50,474,307.09	16871	366,253,451.02
Ajénsias Autónomas	Autonomous Agencies	1222	37,363,079.79	5654	114,869,937.18
Munisipius	Municipalities	321	1,081,782.44	1702	8,070,907.29
TOTAL		5867	88,919,169.32	24227	489,194,295.49

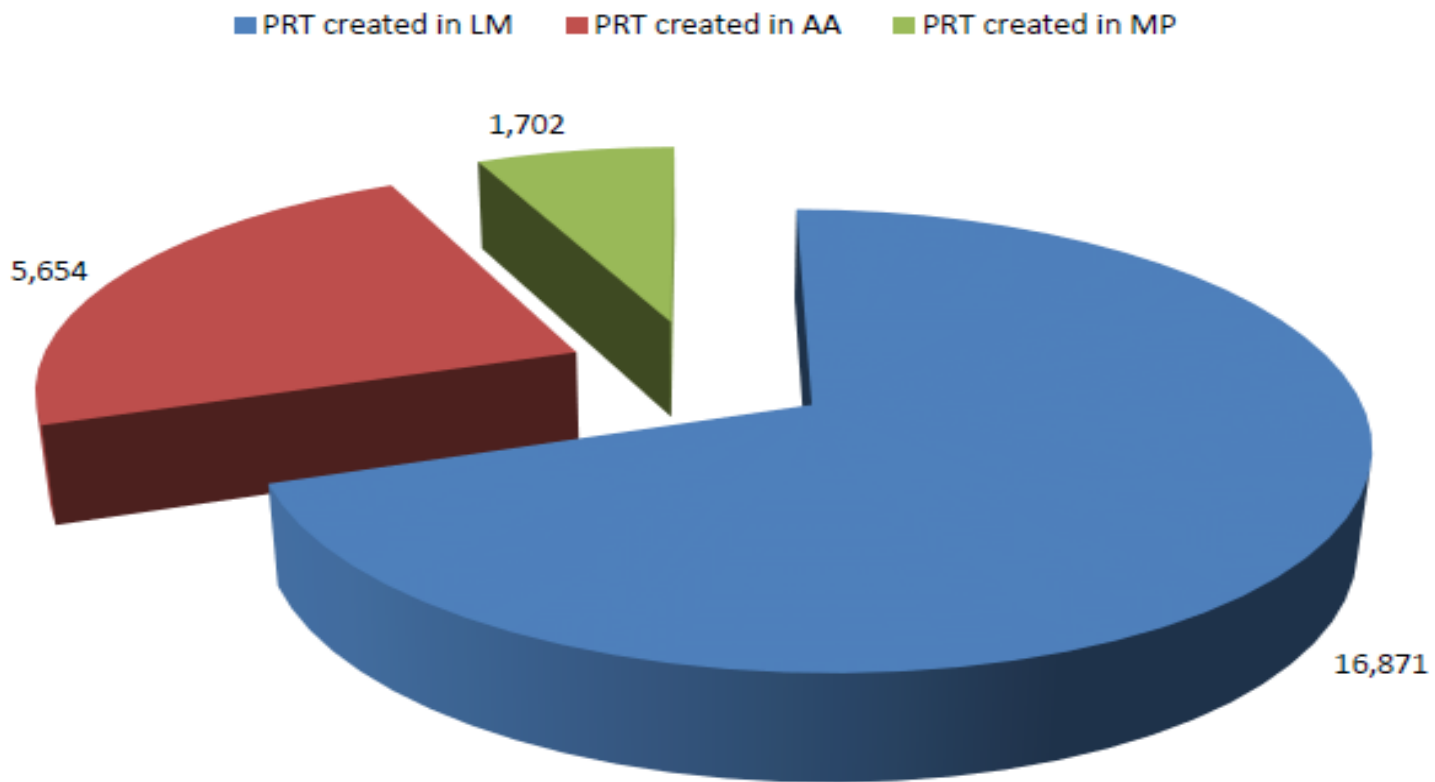
Tabela iha kraik hatudu númeru ho montante pedidus pagamentu ne'ebé devolve ba liñas ministeriais ho ajências autónomas no munisipalidade iha Juñu 2017 no Tipus pedidus pagamentu husi Tinan-to'ó Agora ba koresaun no hatama fila fali:

Tabela 2: Pedidus Pagamentu ne'ebé devolve ba LM,AA & MUP iha Juñu 2017

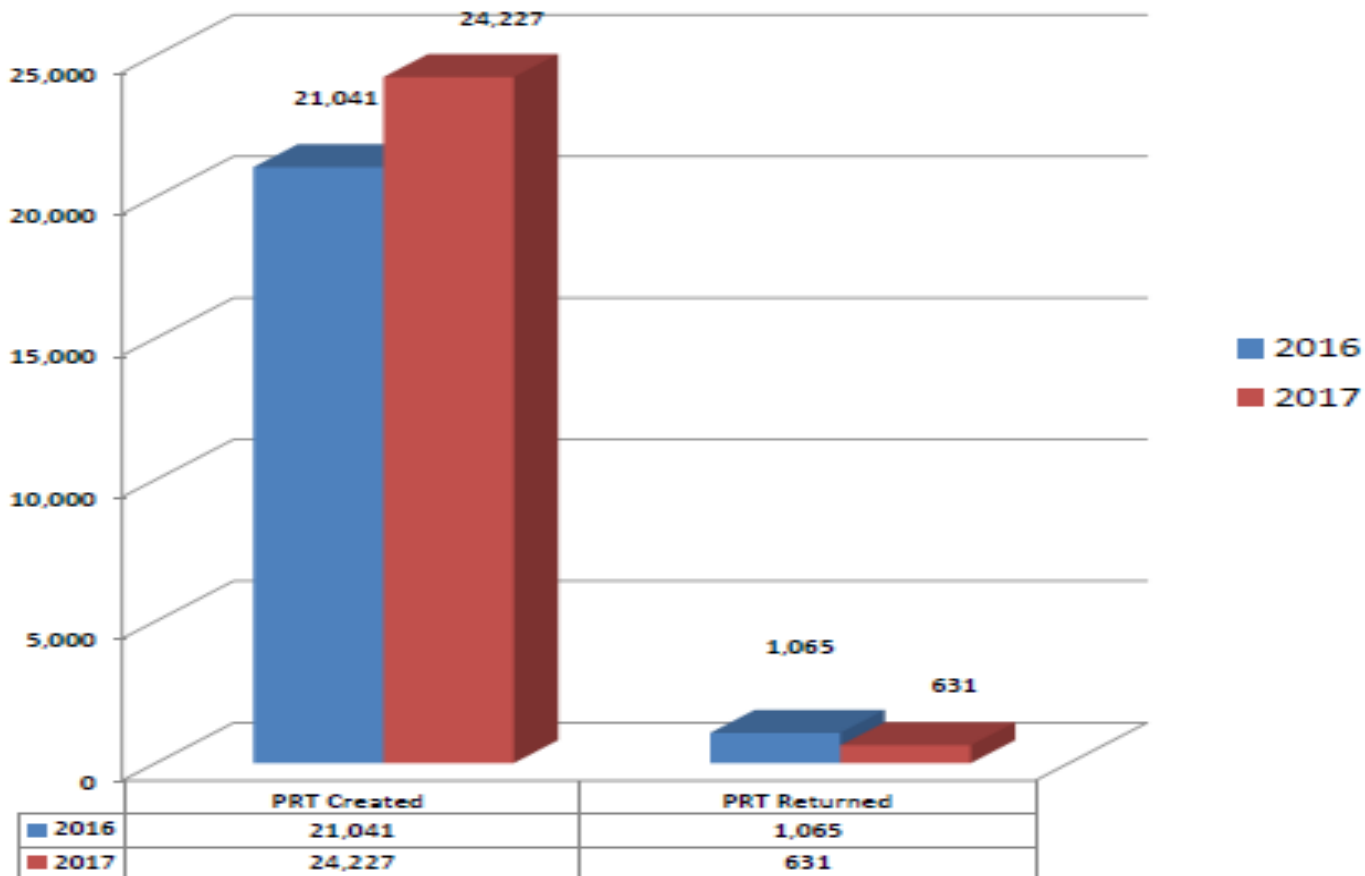
Ministériu/ Ajénsia (Tetum)	Ministry/ Agency (English)	Mes Atual (Jun 2017)		Tinan-to'ó -Agora (Jan to'ó Jun 2017)	
		Nu. Pedidus pagamentu ne'ebé devolve	Montante osan pedidus pagamentu ne'ebe devolve	Nu. Pedidus pagamentu ne'ebé devolve	Montante osan pedidus pagamentu ne'ebe devolve
Liñas Ministeriais + HCDF	Line Ministries + HCDF	64	606,423.16	441	22,179,822.96
Ajências Autónomas	Autonomous Agencies	16	31,565.03	90	395,595.29
Munisipius	Municipalities	10	27,304.50	100	908,549.27
TOTAL		90	665,292.69	631	23,483,967.52

Média taxa Pedidus Pagamentu ne'ebé rejeita/devolve iha Janeiru to'ó Juñu 2017 mak 2.6% husi total pedidu Pagamentu

No. of Payment Requests created in January to June 2017



Payment Request Created and Returned in LMs, APAs and MPs in January to June 2016 and 2017



INSTRUMENTUS PAGAMENTUS

Liñas Ministeriais, Ajénsias Autónomas no Munisipalidades

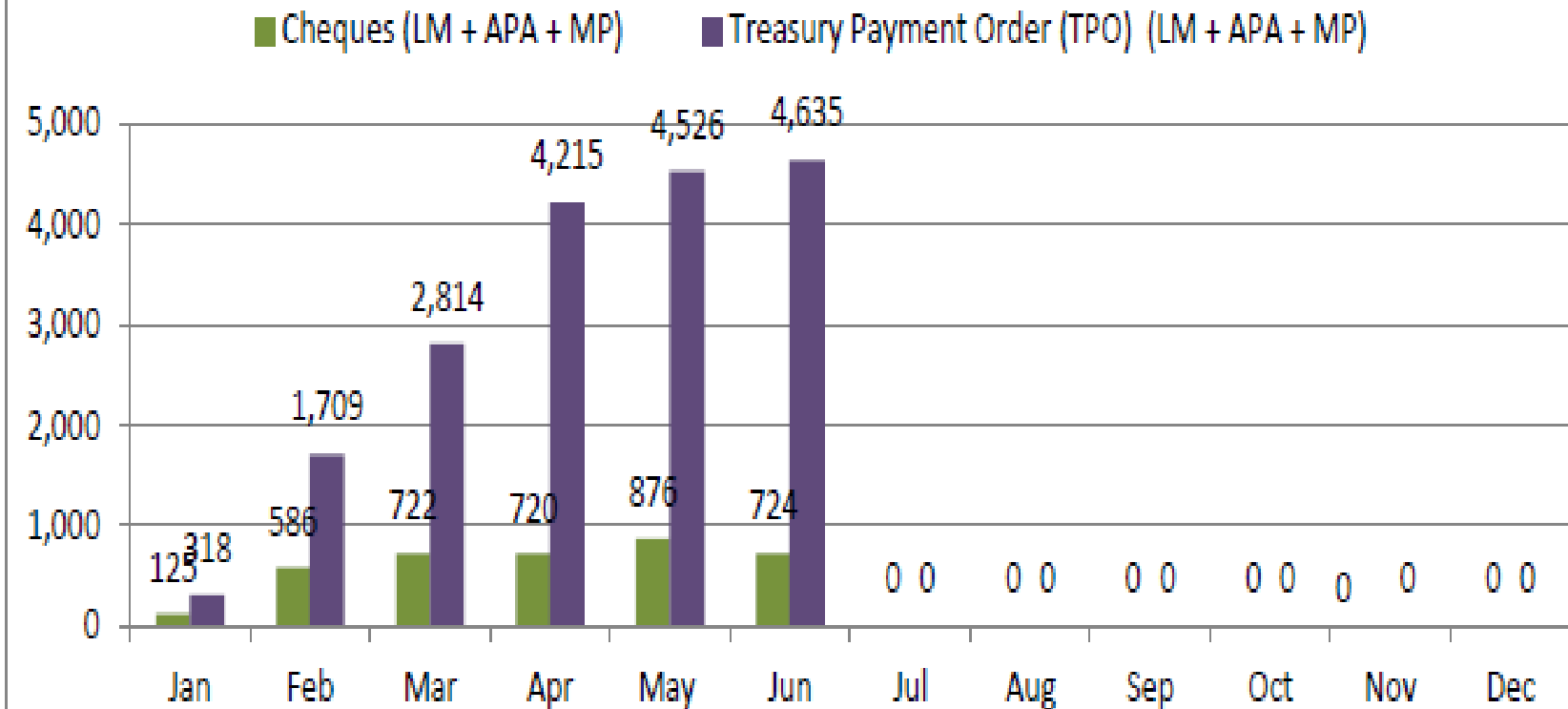
Iha Juñu 2017, Tezouru, Ajénsias Autonomas no Munisipalidades fo sai (5,359) Xeke/Orden Pagamentus Tezouru (OPT/TPOs) inklui Xeke Folla Pagamentu no TPO ba vendedores/fornesedores hanesan tuir mai:

Tabela 6: Instrumentus Pagamentu ne'ebe fo-sai husi LM, AA & MU iha Juñu 2017

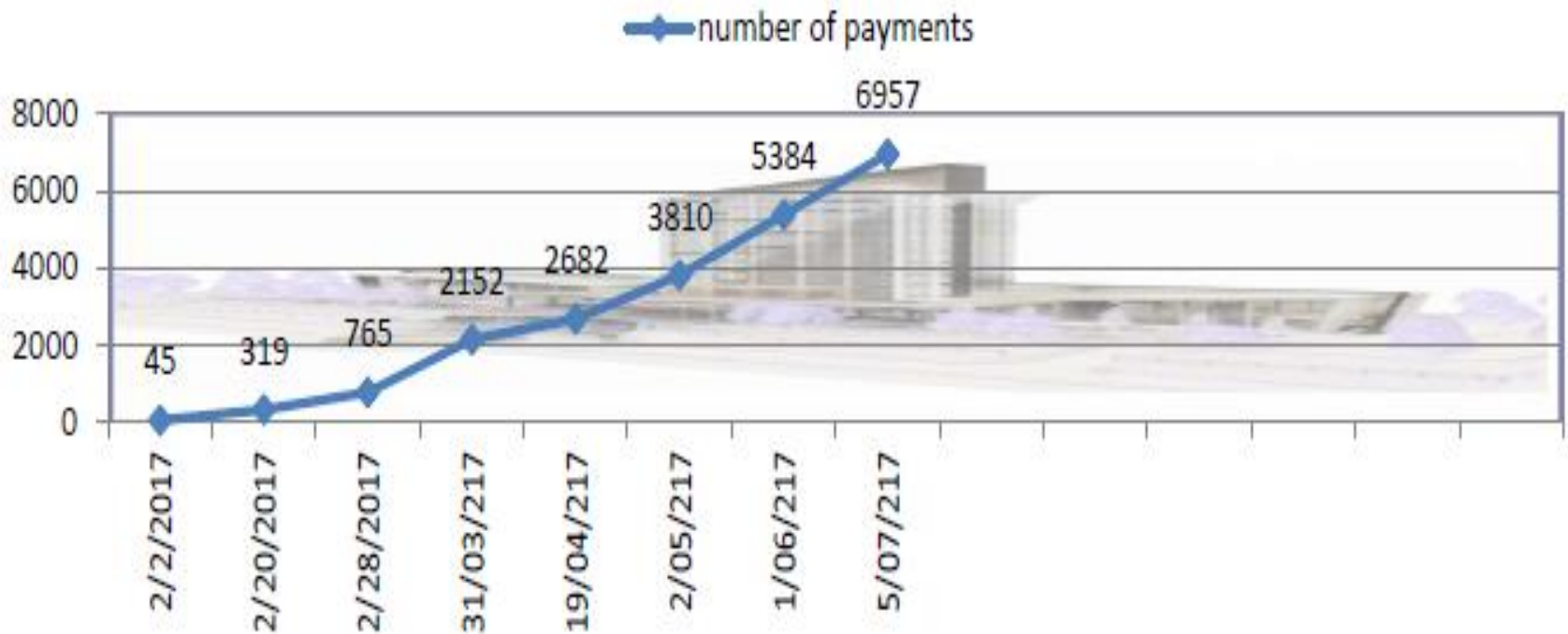
Típu Instrumentus pagamentus	Mes Atual Juñu		Tinan to'ó Agora Jan to'ó Jun	
	Nu. Xeke/TPO	Montante Xeke/TPO	Nu. Xeke/TPO	Montante Xeke/TPO
Liña Ministeriais				
Xeke	532	3,599,038.51	2740	18,632,217.10
TPO	3,094	57,276,846.23	11377	372,572,017.55
Sub-total (LM)	3,626	60,875,884.74	14117	391,204,234.65
Ajénsia Autonomus				
Xeke	192	860,421.18	1013	4,534,791.72
TPO	1,129	37,317,300.12	5192	110,458,565.84
Sub-total (APA)	1,321	38,177,721.30	6205	114,993,357.56
Munisipalidade				
Xeke	0	-	0	-
TPO	412	1,905,122.05	1648	10,319,814.40
Sub-total (MP)	412	1,905,122.05	1648	10,319,814.40
Total Jeral (LM+APA+MP)	5,359	100,958,728.09	21,970	516,517,406.61

Tabela iha kraik hatudu sumariu instrumentu pagamentu fo sai iha Tezouru, Ajénsia Autonomus no Munisipalidades iha Janeiro to'ó Juñu 2017 tuir tipu instrumentu pagamentu:

Type of Payment Instruments in 2017



Progress of Completed Professional Services Payments in Treasury and APA



PAGAMENTUS BA BENEFÍSIUS SOSIAIS

Koordenasaun ho Ministériu Solidariedade Sosial, BCTL no BNCTL, 100% husi pagamentus ba benefisius sosiais halo liuhusi pagamentus diretus ba benefisiárius sira-nia kontas bankárias.

Tabela iha kraik ne'e hatudu sumáriu kona-ba pagamentus benefisius sosiais ba Veteranus no Pensaun Funsionáriu Publikus sira-nian iha Janeiru to'o Juñu 2017:

Tabela 12: Sumariu kona-ba pagamentus benefisius sosiais

No	Discrisaun/Description	Total númeru transferências pagamentu	Total Montante/ Total Amount (US\$)	Total númeru transferências pagamentu diretamante ba benefisiárius sira-nia kontas bankárias	Transferências Pagamentu diretamante ba benefisiárius sira-nia kontas bankárias (%)
1	Veteranos Janeiro-Dezembro 2017/ Pagamentu ba veteranu sira husi Janeiru to'o Juñu 2017	167,350	47,921,849.16	167,350	0
2	Pagamentu Idozos no Invalidos faze I & II 2017	85,200	16,671,420.00	85,200	0
3	Pagamentu Bolsa da Mãe faze I iha 2017				
4	Bolsa ba Veteranos nia oan 2017/ Pagamentu dala ita deit ba Subsidiu Eskolar ba veteranus nia ona iha Juñu 2017				
5	Veliche e Sobrevivencia Janeiro – June 2017	5,708	1,014,706.30	5,708	0
	Total	258,258	65,607,975.46	258,258	0

PAGAMENTUS ADIANTAMENTU NO RELATORIU ACQUITAL

2016 Kondisaun pagamentus adiantamentu iha Liña Ministeriais

Kondisaun pagamentus adiantamentu tinan 2016 nian desde 30 Juñu 2017 mak hatudu iha kraik ne'e:

Tabela 18: Kondisaun pagamentus adiantamentu to'o 30 Juñu 2017

No.	Deskrisaun	Montante (U\$ -Milloens)	Persentajen (%)
1	Total adiantamentus	66.01	
2	Relatoriu Acquitall (dibebaskan)/no ne'ebé halo ona relatóriu	64.97	
3	Adiantamentus Pendentes	1.04	
4	%Adiantamentus ne'ebé halo tiha ona relatoriu/ne'ebé halo relatóriu		98.42%
5	% Adiantamentus Pendentes		1.58%

2017 Kondisaun pagamentu adiantadu iha Liña Ministeriais

Funsaun ba 2017 Pagamentu Adiantamentu ba aprovasaun no Relatóriu acquittall hetan desentralizasaun ba liña ministeriais hotu iha Janeiru 2017.

Departamentu ba Adiantamentu ba Tezouru fornese tulun fungsional no treinamentu on-the-job ba liña ministeriais no ajénsias autonomus hotu iha area prosesu ba aprovasaun ba pagamentu adiantadu no prosesu Relatoriu Acquittal, halo halo nu'usa no bainhira presiza.

Kondisaun adiantamentu iha 2017 desde 30 Juñu 2017 hatudu iha kraik:

Tabela 20: Kondisaun 2017 pagamentu adiantadu desde 30 Juñu 2017

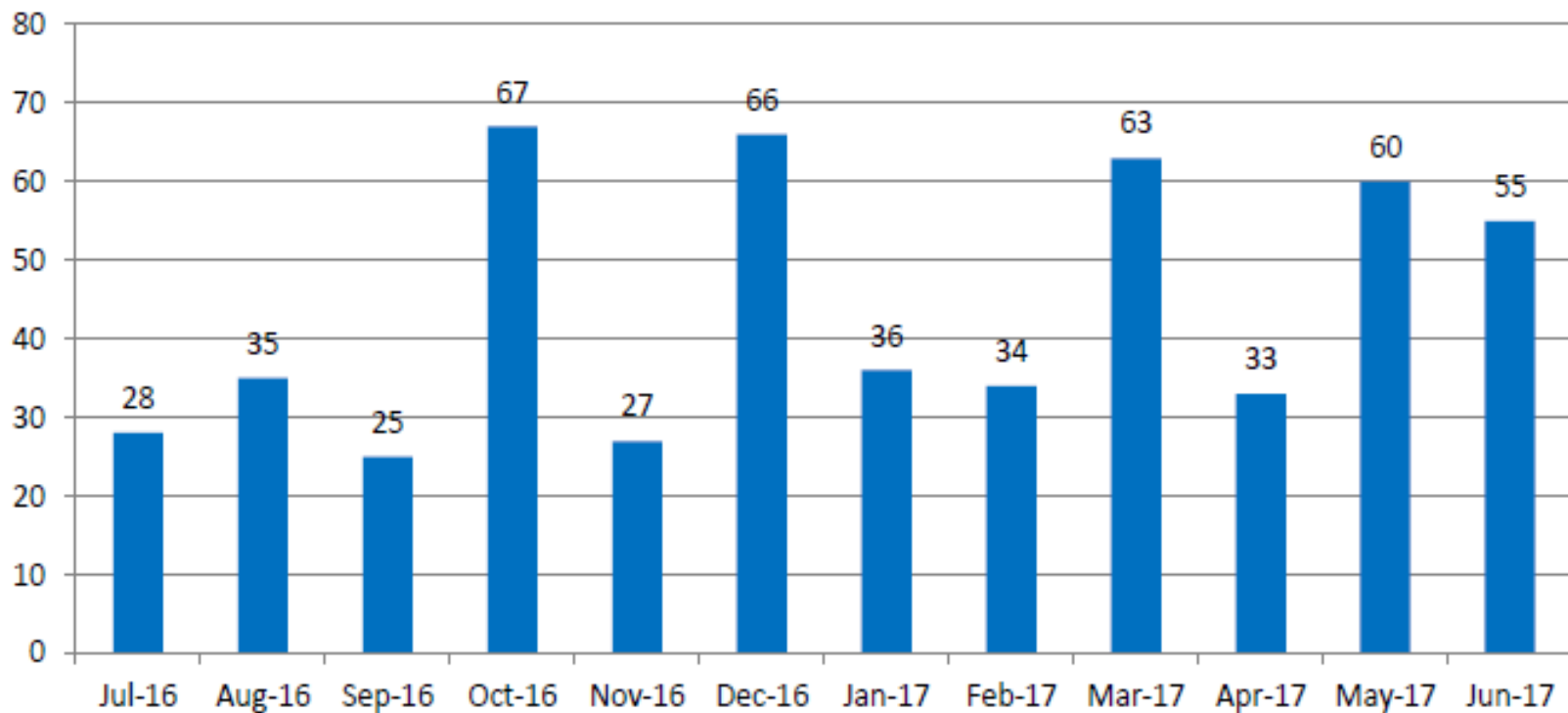
No.	Deskrisaun	Montante (U\$ -Milloens)	Persentajen (%)
1	Total adiantamentus	28.69	
2	Relatoriu acquittal / ne'ebé halo ona relatóriu	7.69	
3	Adiantamentus Pendentes	21.00	
4	% Relatoriu acquittal / ne'ebé halo ona relatóriu		26.795
5	% Adiantamentus Pendentes		73.21%

Nota: Adiantamentu Pendente atrazadu tenki kalkula husi liña ministeriais tuir komformidade ho Dekretu Lei Ezekusaun Orsamentu 2017.

Prepara husi: Sr. Eduk da Maia,
Xefe, Departamentu Monitorizasaun Pagamentu no Gestaun Adiantamentu-MPGA

Returned TPOs by month

■ Total returned TPOs in 2016/2017



VARIASOENS PAYROLL

Tabela iha kraik ne'e hatudu sumáriu kona-ba variasoens payroll ne'ebé simu husi liñas ministeriais ho ajénsias autónomas iha 2017 tuir fulan:

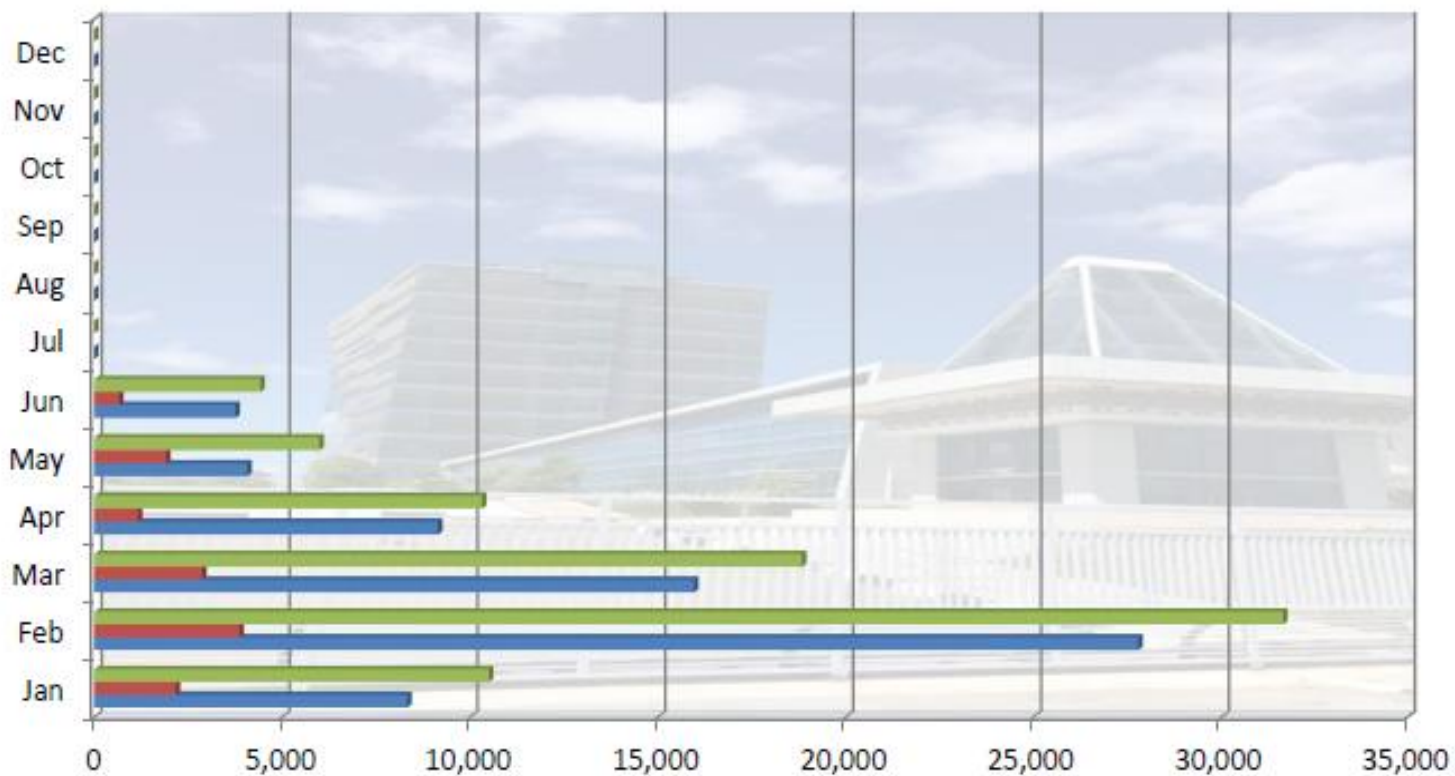
Tabela 23: Sumáriu variasoens payroll ne'ebé simu iha Janeiru to'o Juñu 2017

Variasoens Payroll	Jan	Fev	Mar	Abr	Mai	Jun	Jul	Ago	Set	Out	Nov	Dez	Total
Nu. Variasoens ba funcionáriu permanentes inklui Eis-titulares	8,331	27,789	15,964	9,153	4,076	3,763							69,076
Nu. Variasoens ba funcionáriu kazuais	2,172	3,864	2,873	1,166	1,917	662							12,654
Total	10,503	31,653	18,837	10,319	5,993	4,425							81,730

Prepara husi: Sr. Julio Henriques, Departamentu Payroll

Number of Payroll Variations received in January to June 2017

- Total variations
- Variations for casual
- Variations for permanent employees including members



Sumáriu kona-ba dadus payroll

Tabela Iha kraik ne'e hatudu sumáriu kona-ba dadus payroll ba períodu Janeiru to'o Juñu 2017:

Tabela 26: Sumáriu dadus payroll data iha Janeiru to'o Juñu 2017

N o.	Típu Payroll	Mes Atual Juñu 2017					Tinan to'o Agora Jan to'o Juñu 2017				
		Nu. Psoas	Montante Brutu U\$	Taxa U\$	Reembols a SSC	Montante Likidu U\$	Montante Brutu U\$	Tax iaU\$	Deduzidu iha April 2017 SSC	Reembolsa iha Maiu & Juñu SSC 2017	Montante Likidu U\$
1	Membrus Parlamentu	60	230,075.00	20,007.43		210,067.57	1,756,487.50	157,810.71	3,975.00	3,975.00	1,598,676.79
2	Membrus Governu	37	117,775.00	9,092.50		108,682.50	706,650.00	62,460.00	2,635.00	2,635.00	644,190.00
3	Funسیونáriu Públíku	33158	11,686,730.41	116,368.31	2,857.83	11,573,219.93	71,780,279.06	698,520.79	409,879.18	409,839.18	71,081,718.27
4	Membrus PNTL	4051	1,217,553.85	1,370.98	86.93	1,216,269.80	7,274,747.48	8,225.92	39,256.57	39,296.57	7,266,561.56
5	Membrus F-FDTL	2224	615,911.51	1,194.70		614,716.81	3,678,920.78	7,159.15	21,257.96	21,257.96	3,671,761.63
6	Pagametus Pensoens ba Eis Titulares	144	242,220.68	17,022.10		225,198.58	1,454,882.39	102,238.41	-		1,352,643.98
7	Funسیونáriu Kazuais (Guardas Seguransa/JP s)	6285	1,629,578.62	6,292.69	342.52	1,623,285.93	8,340,158.02	36,293.94	47,818.15	47,818.15	8,303,864.08
	Total	45,959	15,739,845.07	171,348.71	3,287.28	15,571,441.12	94,992,125.23	1,072,708.92	524,821.86	524,821.86	93,919,416.31

OBRIGADO WA'IN



National Directorate of Payment
DG Treasury
Ministry of Finance