



# REPUBLICA DEMOCRÁTICA DE TIMOR LESTE

## MINISTERIO DO PLANO E FINANÇAS



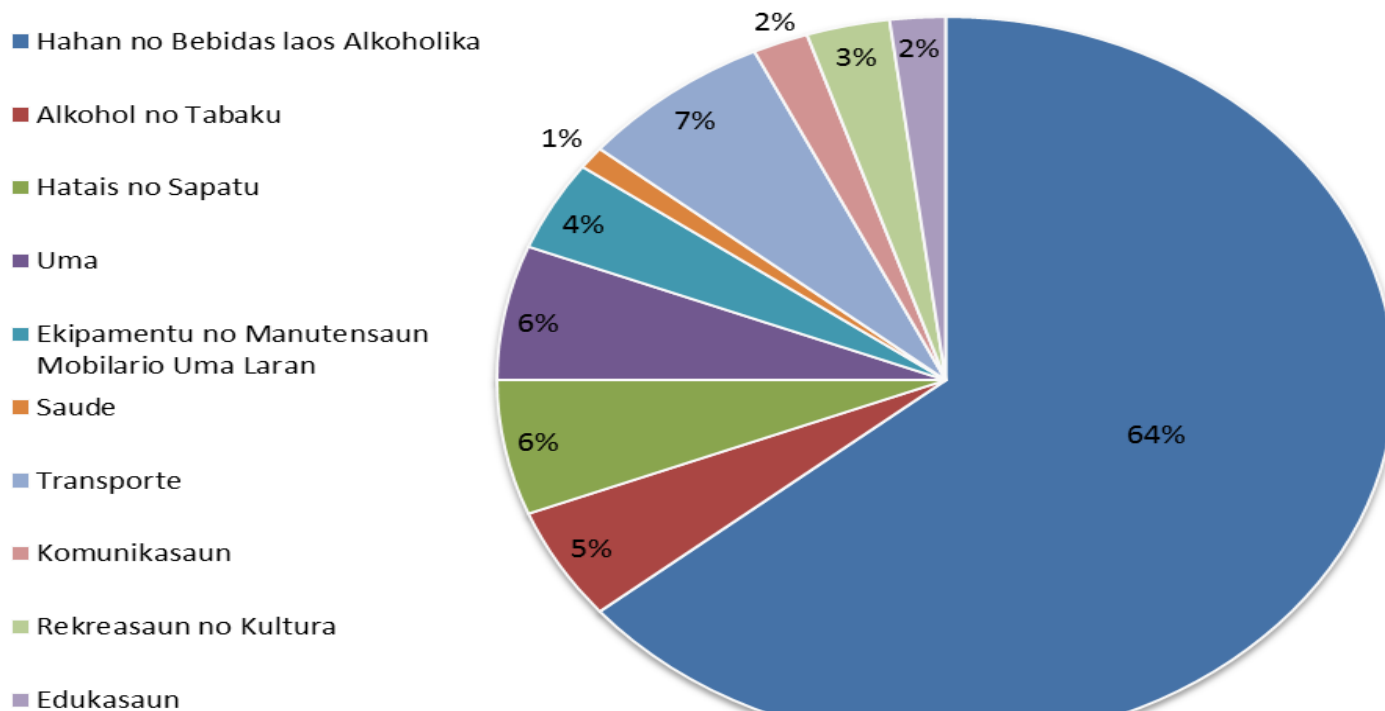
DIREÇÃO GERAL DE ESTATÍSTICA  
[www.statistics.gov.tl](http://www.statistics.gov.tl)

### COMUNICADO DE IMPRENSA

#### INDISE PRESU KONSUMEDOR (IPK) AGOSTO 2018

#### EDISAUN 68

Raga (Produto no Servisu) no Todan iha IPK Timor Leste (Bazeia ba HIES 2011)

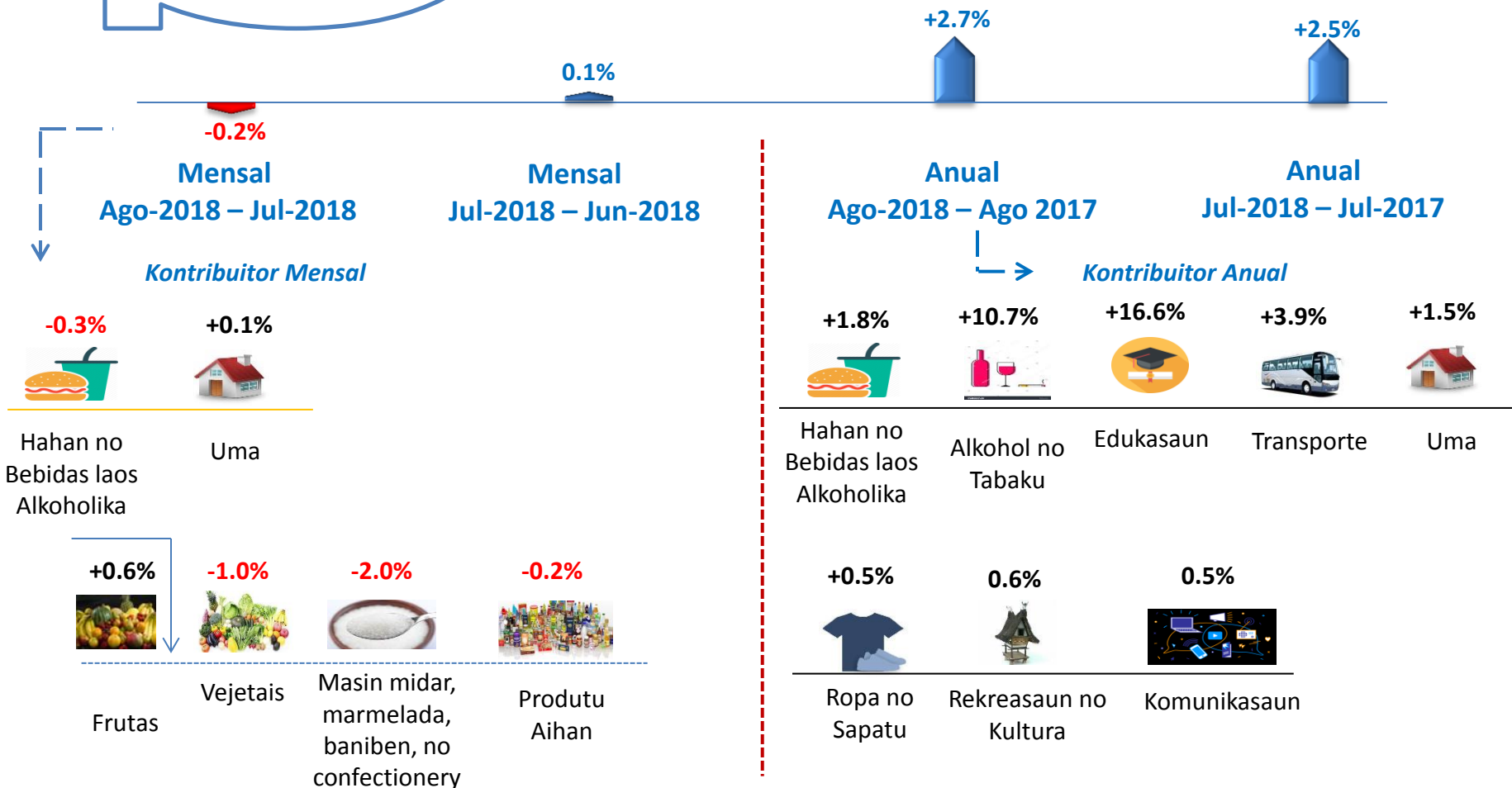




DIRECÇÃO GERAL DE ESTATÍSTICA  
[www.statistics.gov.tl](http://www.statistics.gov.tl)

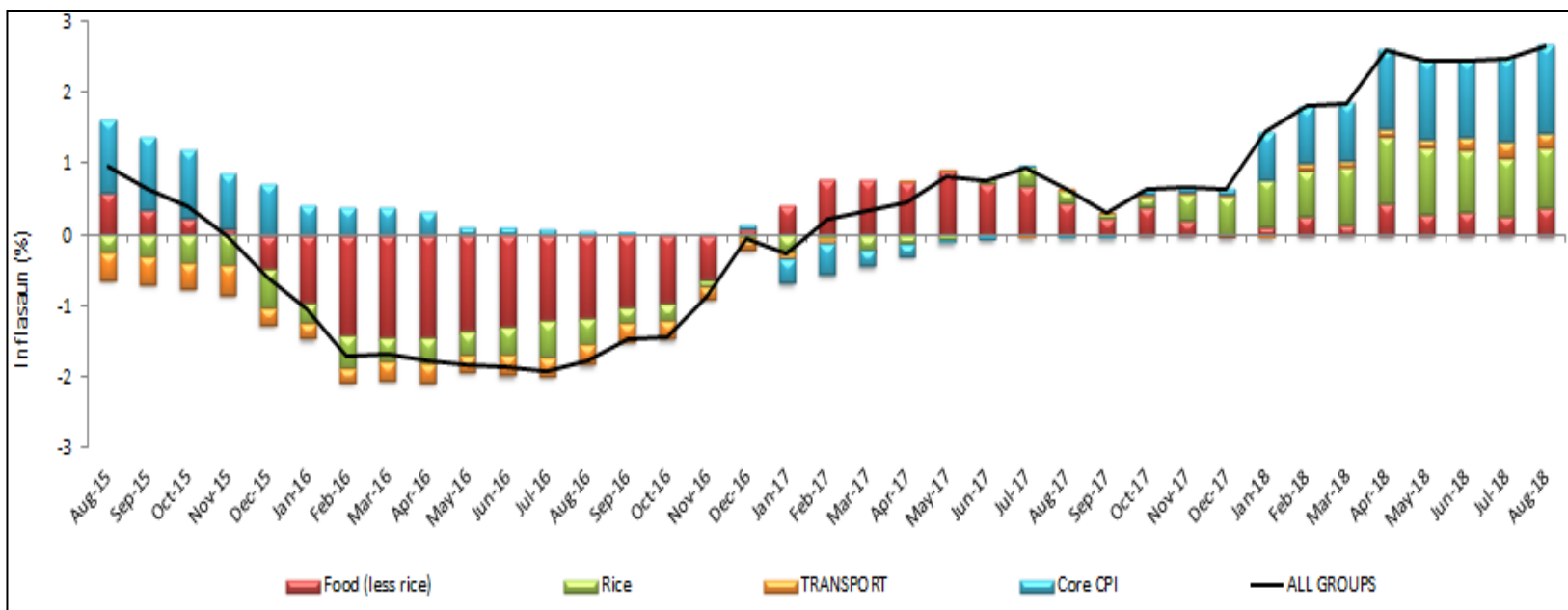
**Inflasaun Grupo Hotu Agosto 2018**

Inflasaun Tradable (-0.3%) tun no Non-Tradable (+0.1%) sae ba mensal Agosto-18  
 Inflasaun Tradable sa'e (+3.0%) no Non-Tradable sa'e (+2.0%) ba anual Agosto-18



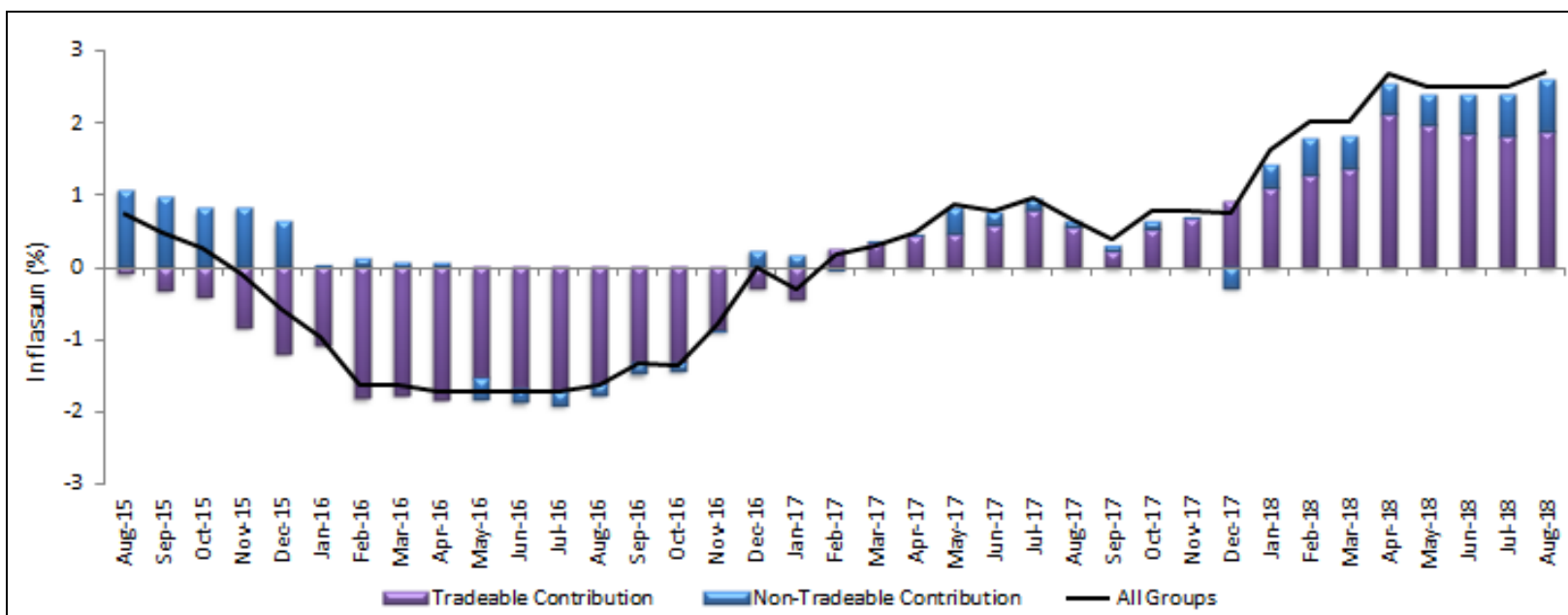
## Tendencia Inflasaun Anual Timor-Leste

- Tendensia inflasaun anual Timor Leste hatudu fluktuasaun
- Kontributor primeiro husi grupo Hahan no Bebidas laos Alkoholika, presu sub-grupu Fos sai hanesan kontributor bo'ot ba anual Agosto 2018

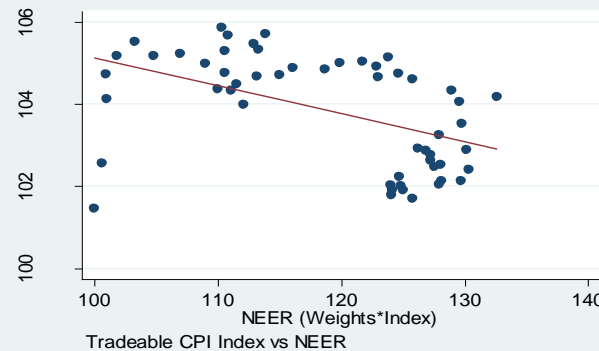
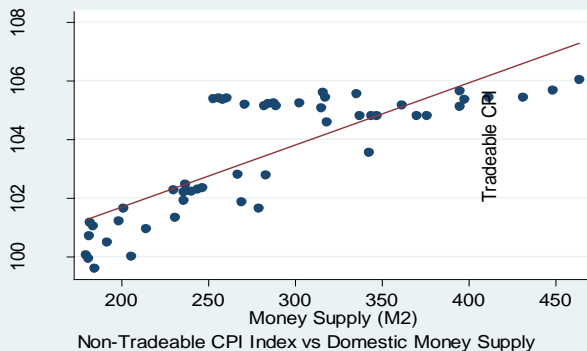
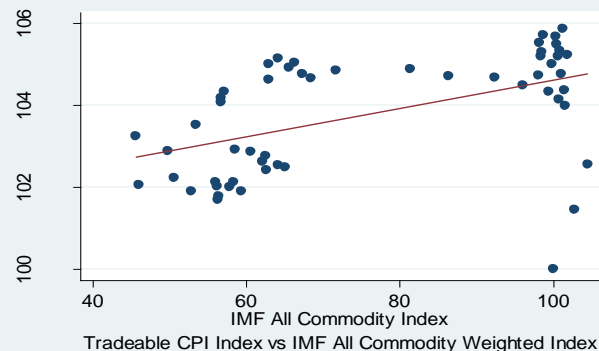
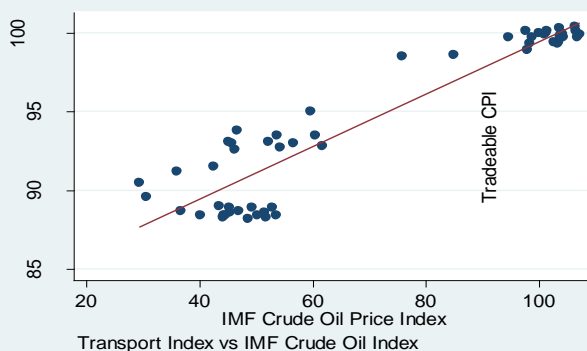


## Tendensia Inflasaun Tradable – Non-Tradable Timor-Leste

- Inflasaun Tradable hanesan mudansa presu produto hotu ne'ebe iha depedensia maka'as ba kompetisaun merkadu internasional. Inflasaun tradable sai hanesan kontributor bo'ot ba deflasaun iha tinan 2016 no inflasaun iha tinan 2018
- Inflasaun Non-Tradable hanesan mudansa presu produto hotu ne'ebe iha depedensia ba fator merkadu domestiku.



## Relasaun Fator Esternal no IPK Timor Leste



Source: General Directorate of Statistics



REPUBLICA DEMOCRATICA DE TIMOR LESTE  
MINISTERIO DO PLANO E FINANÇAS



DIRECÇÃO GERAL DE ESTATÍSTICA  
[www.statistics.gov.tl](http://www.statistics.gov.tl)

## Nota Informativa

# Indise Presu Konsumedor Agosto 2018

Mudansa persentajen **IPK Grupo Hotu mensal tun (-0.2%)** ba fulan Agosto 2018, kompara ba fulan **Julho 2018 sa'e (+0.1%)**. Presu tun hetan kontribuisaun maioria husi **grupo Hahan no Bebidas laos Alkoholika (-0.3%)**. Presu tun iha Grupo Hahan no Bebidas laos Alkoholika hetan impaktu maioria husi **sub-grupo Vegetais (-1.0%)**, Masin Midar, Marmelada, Baniben, Chocolate no Confectionary **(-2.0%)** no **Produutu Aihan (-0.2%)**. **Sub-grupo Frutas (+0.6 %)** sai hanesan mudansa kontrariu (offset) ba grupo **Hahan no Bebidas laos Alkoholika**.

Mudansa persentajen **IPK anual sa'e (+2.7%)** kompara fulan **Agosto 2018 – Agosto 2017**, hetan kontribuisaun husi grupo **Hahan no Bebidas laos Alkoholika (+1.8%)**, **Alkohol no Tabaku (+10.7%)**, **Edukasaun (+16.6%)**, **Transporte (+3.9%)**, **Uma (+1.5%)**, **Ropa no Sapatu (+0.5%)**, **Rekreasaun no Kultura (+0.6%)** no **Komunikasaun (+0.5%)**.

**Inflasaun Tradeable (-0.3%) tun no Non-Tradeable (+0.1%) sa'e iha mensal kompara fulan Agosto 2018 - Julho 2018**

**Inflasaun Tradeable (+3.0%) no Non-Tradeable (+2.0%) sa'e iha anual kompara fulan Agosto 2018 - Agosto 2017**