



República Democrática de Timor-Leste

State Budget 2020

Infrastructure Fund

Book 3A



República Democrática de Timor-Leste
Ministério das Finanças
Gabinete da Vice Ministra



Book 3A – Infrastructure Fund

Preface

The Organic Law of the Ministry of Finance specifies the responsibility of the National Directorate of Budget to collect and manage financial information relating to the public sector and publish the statistical results.

In accordance with this provision and to promote the transparency of the public finance, the Ministry of Finance is publishing the final version of the documents relating to the 2020 State Budget, following the approval of the Council of Ministers.

The documentation for the 2020 State Budget consists of the Budget Law, plus several supporting budget books:

Book 1	: Budget Overview
Book 2	: Annual Action Plans
Book 3A	: Infrastructure Fund
Book 3B	: Municipalities
Book 3C	: RAEOA & ZEESM
Book 4a and 4b	: Budget Line Items
Book 5	: Development Partners
Book 6	: Special Fund - FDCH

The book 3A on *Infrastructure Fund* is a key accountability of the Government to the National Parliament and the people of Timor-Leste document. Book 3A details the programs and sub-programs of the infrastructure fund. This book also presents external loans funds for developing key infrastructure programs.

Budget documentation is available on the website Ministry of the Finance, www.mof.gov.tl. Inquiries relating to the publication should be directed to the General Directorate of Planning and Budget on email jgama@mof.gov.tl telp.+67077852000, syaquim@mof.gov.tl – telp.+67077305809 and kfernandes@spp.tl – telp.+67077253993.

I consider that this document will increase awareness and understanding of the Government's finances and help people to become good citizens and heroes to our nation by providing them with relevant information on the 2020 State Budget.



Sara Lobo Brites

Vice-Minister and Acting of Minister of Finance

TABLE OF CONTENTS

Foreword	3
1. IF POLICY, STANDARDS AND REGULATION	4
1.1. IF Objective and Priorities	4
1.2. IF Budget Allocation and Execution	7
1.3. Legal Regulation Framework	8
1.4. Institutional Arrangements	9
1.5. Project Implementation and IF Workflow	10
1.6. Project Standards	12
Feasibility Study	12
Project Appraisal	12
Ex-post Evaluation	14
2. INFRASTRUCTURE FUND PORTFOLIO	15
2.1. Agriculture Program	16
2.2. Water and Sanitation Program	16
2.3. Urban and Rural Development Program	17
2.4. Electricity Program	17
2.5. Ports Program	18
2.6. Airports Program	18
2.7. Tasi Mane Program	19
2.8. Financial System and Supporting Infrastructure	19
2.9. Information System Program	20
2.10. Youth and Sports Program	20
2.11. Health Program	21
2.12. Tourism Program	21
2.13. Education Program	22
2.14. Security and Defence	22
2.15. Bridges Program	23
2.16. Roads Program	23
2.17. External Loans Program	24
2.18. Public Buildings Program	24
2.19. Social Solidarity Program	25
2.20. Preparation of Design and Supervision	25
2.21. Maintenance and Rehabilitation Program	25
3. IF BUDGET SUMMARY	26
Annexes	28

FOREWORD

The Infrastructure Fund was established in 2011 to finance multi-annual capital investment projects aligned with the strategic priorities to implement the Strategic Development Plan for 2011-2030 and to support economic development in Timor-Leste.

The 2020 budget is the intermediate point of the implementation period between the first decade 2011-2020 and the second decade 2020-2030 of the Strategic Development Plan. Since the establishment of the Infrastructure Fund in 2011, the Government supported 1614 projects. Around 50% of the Portfolio or 867 infrastructure projects have already been completed and the remaining projects are in the process of implementation or under preparation stage. As a result of these investments two power plants in Hera and Betano, 12 sub-stations, over 700 km of transmission of power lines across the territory were constructed. Around 80% of the population covered by the electricity net. The national road network, rural and municipal road networks were improved as well. Currently, the main priority for investment is to improve transportation and connectivity among rural, municipal, and national levels. And the Program for roads has a higher percentage of the budget allocation.

In 2020 the Infrastructure Fund will continue supporting on-going projects that have already approved by the Government of Timor-Leste from previous years and also some new projects initiated by the VIII Constitutional Government. According to the orientation for the budget preparation for 2020-2023 period from the VIII Constitutional Government presented by His Excellency, the Prime Minister, Taur Matan Ruak of 7 June 2019, new projects with the budget more than US\$ 5 million will go through approval of the Council for Administration of the Infrastructure Fund (CAFI).

According to the Law No. 1/2016 of 14 January and the Decree-Law No. 13/2016 of 18 May, the Infrastructure Fund was transformed into the autonomous fund to alleviate functional limitations that existed before. Since 2016, the IF has operated under the autonomous regime and its Treasury allows execute payments more efficiently. As a result, the Infrastructure Fund operates with a greater flexibility.

The IF Budget Book 3A summarizes the existing policy and government priorities, standards, and regulation related to the implementation of the strategic projects. This Budget Book provides the detailed description of each program, including the purpose of the program, total number of projects under the program, current status of projects in the portfolio as well as allocated budget to cover ongoing and new projects and programs under the Infrastructure Fund.

1. IF POLICY, STANDARDS AND REGULATION

1.1. Infrastructure Fund Objective and Priorities

The Infrastructure Fund was established in 2011 in accordance with the Budget Law to finance the major capital investment projects on a multi-year basis. In 2016 the Fund was transformed into Autonomous agency in accordance with the Budget Law with the main purpose to support the implementation of the government priorities and strategic programs in the area of infrastructure development aligned with the Strategic Development Plan of Timor-Leste.

The Infrastructure Fund priorities are in-line with the Sustainable Development Goals (SDGs), the Strategic Development Plan of Timor-Leste for 2011-2030 (SDP), the Program of the VIII Constitutional Government and also consider existing needs of the population of Timor-Leste.

To accomplish the goals and major strategic objectives defined by the Strategic Development Plan 2011-2030 (SDP) and the Roadmap for the Implementation of Sustainable Development Goals (SDG), the Government should focus its investment in 3 sectors or key areas: (1) Social Capital Development; (2) Economic Development; and (3) Basic Infrastructure¹.

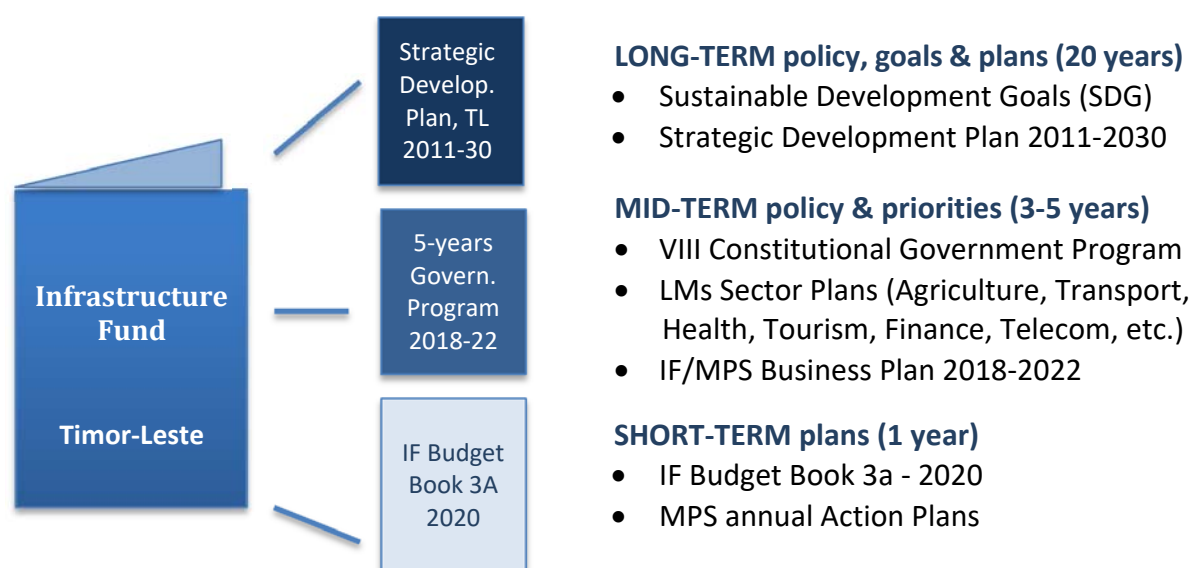


Figure 1: IF policy outline and long-term, mid-term and short-term priorities

Sustainable Development Goals (SDGs)

The Government of Timor-Leste has already accepted the global agenda of the sustainable development goals aligned with its national programs. The Government adopts SDGs through the Government Resolution No 34/2015 of 23 September, National Parliament Resolution No 19/2015 of 18 November, Directive No 038/2015/XII/PM of 22 December, Government Decree No. 1 of 1st February 2016 and some of the following SDG targets that are aligned with SDP:

¹ PM Budget orientation 2020-2023

- a) SDG Goal 6 - Access to available, safe, and affordable drinking water to all, and access to adequate, affordable, and acceptable sanitation and hygiene for all;
- b) SDG Goal 7 - Access to affordable, reliable, sustainable, and modern energy for all; and
- c) SDG Goal 9 - Build resilient infrastructure, promote inclusive and sustainable industrialization and foster innovation.

The Infrastructure Fund Programs and Projects contribute directly and indirectly to SDG goals through access to energy and clean water, poverty reduction and alleviation, quality of education and good health, job creation, decent work, and economic growth.

Strategic Development Plan 2011-2030 (SDP)

The Strategic Development Plan 2011-2030 has a very significant meaning for the country and it covers three key areas: social capital, infrastructure development, and economic development. The SDP aim is to develop core infrastructure, human resources, strength of the society, and to encourage the growth of the private sector jobs in strategic industry sectors - a broad-based agriculture sector, a thriving tourism industry, and downstream industries in the oil and gas sector. The infrastructure is very substantial to support a strong and productive economy.

The Strategic Development Plan (SDP) 2011 – 2030 consists of 6 integral parts to cover 22 sectors. The IF budget is an integral part of the State Budget that includes 21 programs linked to the SDP priorities. The IF Budget Book 3A is an integral part of the General State Budget 2020.

Program of the VIII Constitutional Government for 2018 – 2022

The VIII Constitutional Government Program was approved by the National Parliament on 27 July 2018. It is a five-years policy plan that will continue to contribute to transforming Timor-Leste from a low-income country into a medium-high income country where the population is safe and healthy, educated and prosperous. The Government Program covers the following 5 key areas:

- *Social capital development*, with the measures to maximize its potential, promoting inclusion, empowerment, qualification, and health;
- *Infrastructure development*, considered crucial for economic and social development in order to implement a quality infrastructural network, guaranteeing a good cost-benefit ratio and thus sustain productivity, job creation, and development of the private sector;
- *Economic development*, with the measures for modernization and diversification, boosting the productive sectors around agriculture, tourism and oil that stimulate creativity, innovation, entrepreneurship, enabling increased income opportunities, improved productivity, the ability to generate wealth and the creation of new markets;
- *Governance consolidation*, with the plan to continue investing in strategic planning for a modern and diversified economy, to create new jobs, increase the contribution of the private and productive sectors, and to make feasible the fiscal sustainability;
- *Good governance and anti-corruption*, with the plan to implement mechanisms for evaluation, performance, and promotion of the principles of transparency, accountability, integrity and leadership, in order to increase confidence in governance and increase public sector competence and efficiency.

Guidelines for the preparation of the Budget Proposals for 2020-2023

The Guidelines for the preparation of the Budget proposals for 2020-2023 were presented by His Excellency, the Prime Minister Taur Matan Ruak on 7 June 2019. The infrastructure is crucial to economic and social development, and the scale and cost associated with the implementation of an infrastructure network are a huge challenge to sustain productivity, job creation, and private sector development at the national level. The orientation highlights the Government priorities according to the Strategic Development Plan (SDP) and the Roadmap for the Sustainable Development Goals (SDG) and focuses on investments in 3 key areas:

- Social Capital Development;
- Economic Development; and
- Basic Infrastructure.

For the Infrastructure Development in the planning of basic and fundamental infrastructure, a special attention should be given to the following five fundamental points:

- (1) Job creation, giving priority to those that help promote inclusive work opportunities for men, women, and people with disabilities;
- (2) Private sector, giving priority to those that contribute to encourage the emergence of small and medium-sized enterprises;
- (3) Support of local products, giving priority to initiatives that contribute to the diversification of supply and to the sustainable growth of the economy;
- (4) Capacity-building and institutional strengthening, prioritizing initiatives that value the citizen, not only in technical or scientific knowledge, but also those of moral, ethical and disciplinary character;
- (5) Balanced territorial development, giving priority to initiatives that contribute to social cohesion and reduce asymmetries between urban centers and rural areas.

In order to promote decentralization in the approval of new projects, implementing a new delegation of responsibilities, the following rules will be applied:

- Projects valued up to US\$ 300 thousand approval at a Community level;
- Projects valued below US\$ 5 million – approval at the Municipalities and Ministries levels;
- Projects valued above US\$ 5 million – approval by the Council for Administration of the Infrastructure Fund (CAFI).

The government priorities are the essential part of the Infrastructure Fund's portfolio that consisted of the basic infrastructure, economic and social sectors with the respective goal to support the development of the country.

1.2. IF Budget Allocation and Execution

From 2011 to the third quarter of 2019 a total amount of US\$ 4.6 billion has been approved for the Infrastructure Fund to finance IF programs, including the source from the Government and External Loans. The total disbursement for the period 2011 – 2019 is of US\$ 2.8 billion. And the average annual rate of the budget execution is 61% as presented in the table below.

Table 1: IF Budget Allocation and Execution 2011-2019

Year	Budget (USD, million)	Disbursement (USD, million)	Execution
2011	598.53	474.43	79%
2012	875.13	376.09	43%
2013	604.38	210.96	35%
2014	368.55	310.70	84%
2015	317.30	239.81	76%
2016	784.47	549.64	70%
2017	324.42	223.56	69%
2018	386.01	324.72	84%
2019 Q3	367.54	113.21	31%
TOTAL	4,626.33	2,823.12	61%

IF Budget and disbursements for 2011-2019

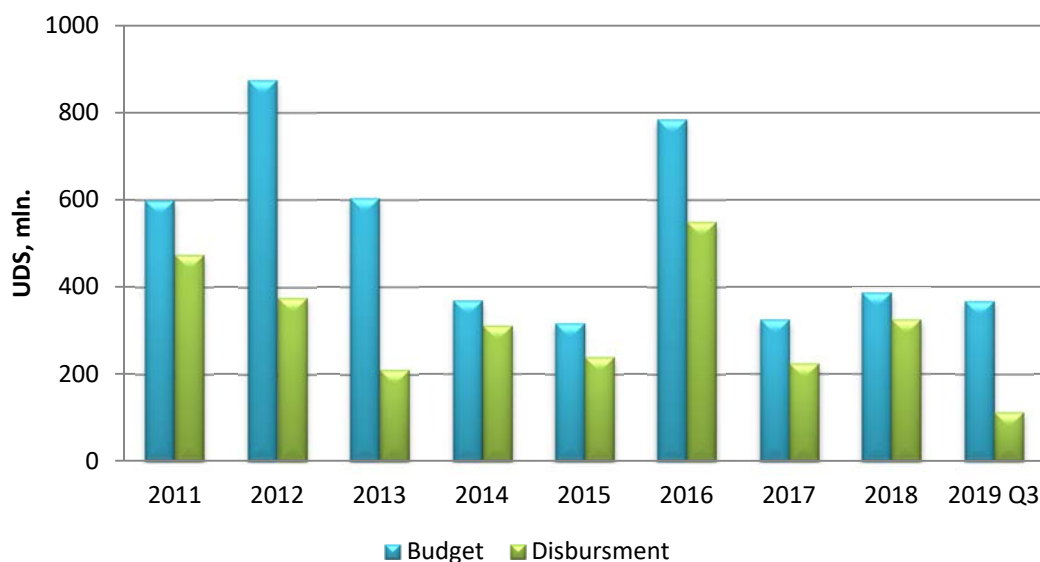


Figure 2: IF Budget and disbursements for 2011-2019

As a result of these investments from the Infrastructure Fund, 867 projects have been completed from 2011, including two power stations in Hera and Betano, 215 roads and 18 bridges, several public buildings, including the Ministry of Finance and some other strategic projects. The details of completed and ongoing projects are presented in the Part 2 “IF Portfolio”.

1.3. Legal Regulation Framework

The Infrastructure Fund was established in 2011 to finance multi-annual capital development projects in a more secure, transparent and accountable manner. The regulation framework for infrastructure development in Timor-Leste outlined by the Constitution of the Democratic Republic of Timor-Leste (RDTL), Budget and Financial management Law, Private Investment Law and Land Law, Tax regulation and Customs Code, Decree-Laws on procurement regime, Legal regime for public-private partnership (PPP), Decree-Law on regulation of the Infrastructure Fund and other key legal documents. The main legal documents and regulation regarding the project implementation under the Infrastructure Fund are presented below:

- Constitution of RDTL of 20 May 2002 (Article 140);
- Law 13/2009 – Budget and Financial Management Law;
- Law 1/2016 – Approval of the General State Budget;
- Decree-Law 14/2018 - Organic structure of the VIII Constitutional Government;
- Decree-Law 13/2016 – Regulation of the Infrastructure Fund;
- Ministerial Diploma 9/2011 – CAFI regulation.

According to the Decree-Law № 13/2016 of 18 May on the Regulation of the Infrastructure Fund (substitution of the Decree-Law № 8/2011), IF provides financial support to the following sectors:

- (a) Transport infrastructure including roads, bridges, ports, and airports;
- (b) Social infrastructure, including hospitals, schools, and universities;
- (c) Flood control and landslide protection infrastructure;
- (d) Water treatment and sanitation facilities;
- (e) Power generators and distribution lines;
- (f) Telecommunications;
- (g) Logistic facilities, including storage infrastructure;
- (h) Public buildings and public facilities;
- (i) Other infrastructure that promotes strategic development.

Based on the regulation frameworks in compliance with the Articles 8, 9 and 14 of the Decree-Law № 13/2016 of 18 May, the Article 16 of the Decree-Law № 31/2015 of 26 August, and the Article 11 of the Law № 1/2016 of 14 January on the General State Budget for 2016, the technical and administrative support to the Council for Administration of the Infrastructure Fund is provided by the Major Projects Secretariat (MPS).

According to the current legal regulation on the procurement legal regime, established by the Decree-Law № 10/2005 of 21 November with the amendment of the Decree-Law № 38/2011 of 17 August, and the Law № 3/2013 of 2 July, the projects with the budget more than US\$ 5 million are required an approval of the Council of Ministers (COM) and the Audit Court.

The standards and procedures related to the Infrastructure Fund on submission of project proposals (project brief), project appraisal, economic evaluation, and feasibility study, as well as financial procedures are regulated by the Infrastructure Fund Administration Manual (IF Manual) that was prepared in 2018 based on the current legal regulation.

1.4. Institutional Arrangements

The IF Institutional arrangements show the linkages and interactions among involved key stakeholders. At the various stages of the project cycle from inception to completion, the CAFI, Fiscal Council, MPS, LMs/Project Owners/PMUs, ADN, NPC, and various stakeholders play a vital role in the effective operations and management of the Fund. The coordination and approval mechanisms are also linked to ensure that budget, procurement and contract management concerns and issues are addressed coherently and consistently.

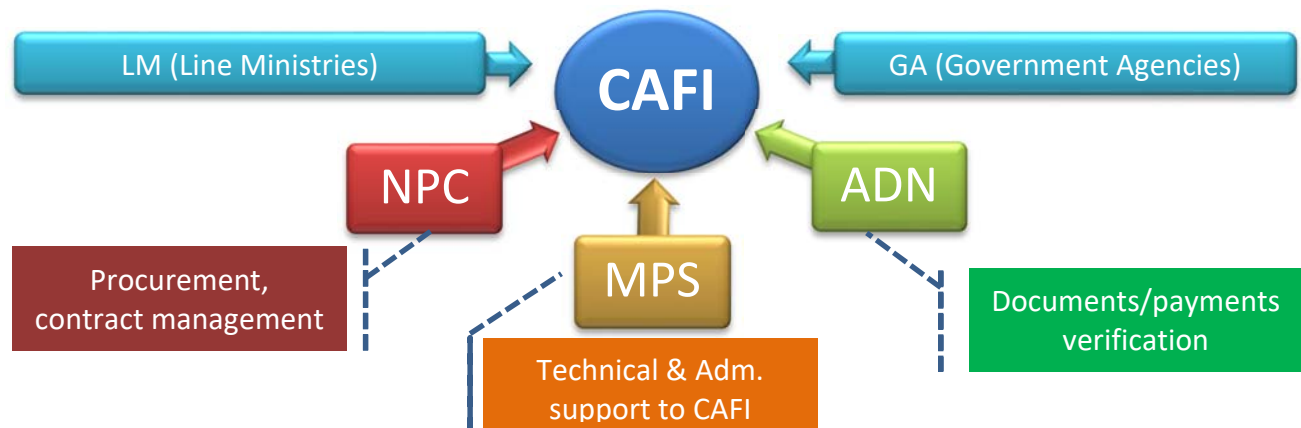


Figure 3: Management and Implementing partners of the Infrastructure Fund

The role of NPC is to support a procurement process, the role of ADN is to verify the documents and payments from the LMs and Government Agencies, and the role of MPS is to provide technical and administrative support to CAFI and to execute payments through the Treasury. The Line Ministries and Government Agencies are project owners and responsible for the project preparation, project implementation, and operations and maintenance (O&M).

The Council for Administration of the Infrastructure Fund is the body solely responsible for the Fund's operations. It has authority over the decision-making process for all matters related to IF projects and to provide policy guidance and directions to the LMs/Agencies and other participating stakeholders. Following the election on 12 May 2018, the VIII Constitutional Government formed a new structure of the Council for Administration of the Infrastructure Fund. The President and Members of CAFI according to the new Organic Law are the following:



Figure 4: Composition of the Council for Administration of the Infrastructure Fund (CAFI)

1.5. Project Implementation & Infrastructure Fund Workflow

The process of project preparation and implementation under the Infrastructure Fund consists of the several important stages which are critical and have a significant implication to quality of the infrastructure projects. These four key stages of the project implementation under the Infrastructure Fund are as follows:

- Project planning and preparation;
- Budgeting and Procurement;
- Construction and Contract administration;
- Operations and Maintenance stage (O&M).

The scope of support to the Infrastructure Fund is based on performance of the main functions by the Major Projects Secretariat (MPS) in providing technical and administrative support to the Infrastructure Fund and the Council for Administration (CAFI), including the following: Project Planning and Feasibility Study; Project Appraisal and Cost-benefit Estimation; Budget projection and budget preparation; payment execution; progress monitoring and reporting.

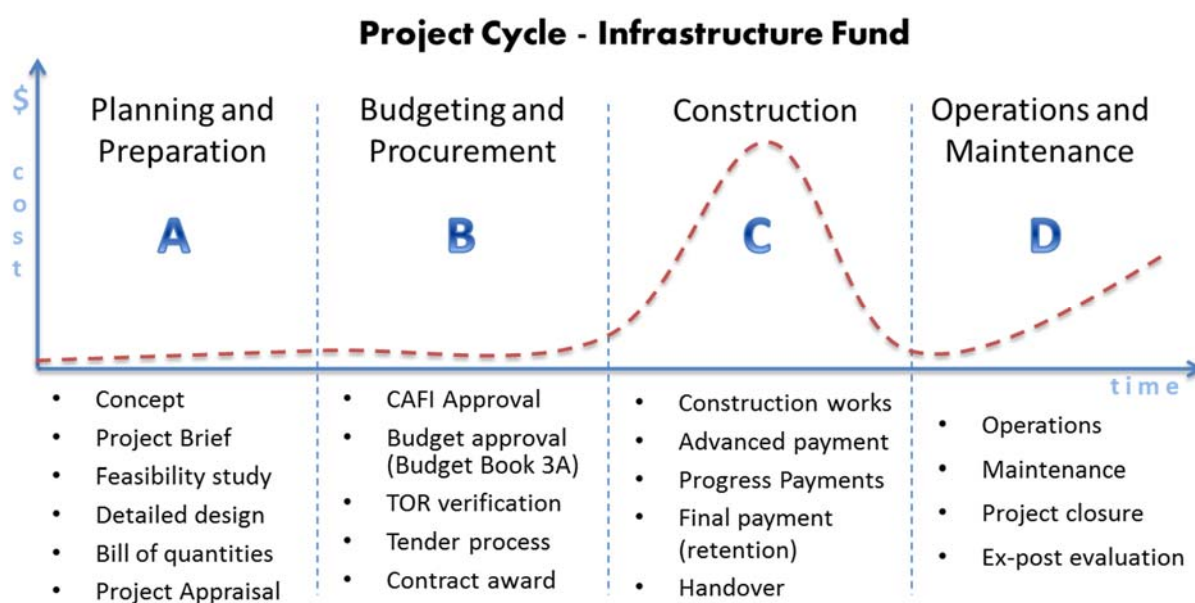


Figure 5: Project implementation cycle of the Infrastructure Fund

In order to ensure the effective implementation of the infrastructure projects, the workflow with proper procedures is required. The Infrastructure Fund Administration Manual (IF Manual) was prepared in 2018 in order to summarize all established standards and existing procedures and to describe roles of the main stakeholders, involved in the project preparation, approval and execution and to support the essential management procedures of the Council for Administration of the Infrastructure Fund (CAFI) and the Major Projects Secretariat related to the administrative, financial and technical areas to meet requirements of various government agencies in Timor-Leste engaged in the implementation process under the Infrastructure Fund.

The Infrastructure Fund Administration Manual covers the following areas:

PART A - Policy and Regulation;
 PART B - Principles and Standards;
 PART C - Roles and Responsibilities;
 PART D - Operations and Procedures;

- Planning and Budgeting
- Payment Execution Process
- Reporting and Monitoring

PART E - Management Control.

The Manual focuses on the administrative, technical and financial procedures, starting from: (1) project planning and concept preparation; (2) submission of a project proposal; (3) project appraisal and feasibility study assessment; (4) CAFI approval; (5) budget preparation, discussion and budget approval; (6) procurement procedures and contract award; (7) construction and payment execution based on progress; (8) monitoring of project implementation and reporting; and (9) completion of the project and the final payment.

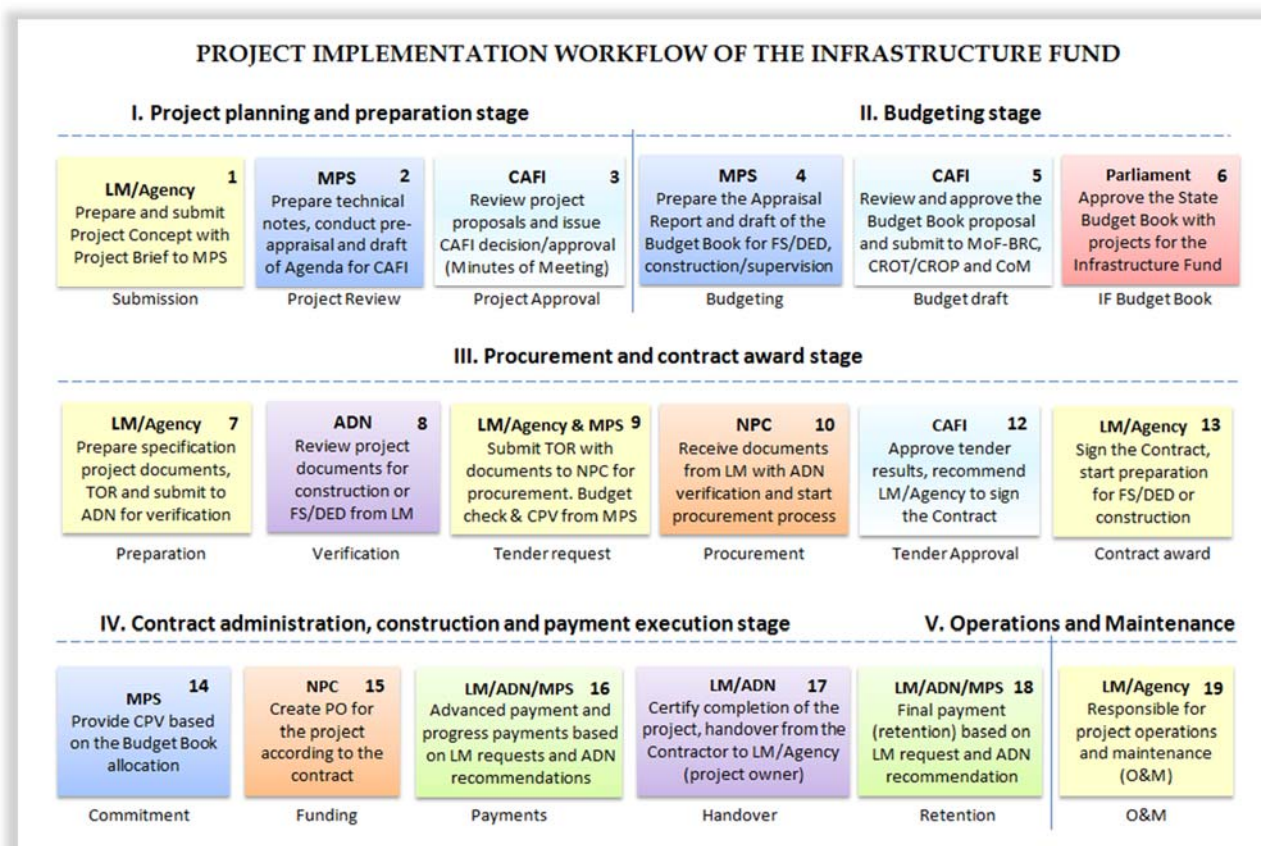



Figure 6: The Infrastructure Fund Workflow


Project Standards

The key standards and principles, best practices and management tools as well as the general procedures role is to ensure that IF operations are clear, updated and consistent with its mandate and that any risks associated with its implementation are minimized, properly managed and mitigated. The key standards and other guidelines related to the project preparation and project implementation under the Infrastructure Fund are presented below.

- Project Appraisal Guideline. MPS, August 2017
- Feasibility Study Guideline. MPS, May 2018
- Model TOR for IF projects. MPS, February 2018
- Project Brief standard Form. MPS, 2017
- Fund Administration Manual. MPS, Dec. 2018
- Ex-post evaluation Guide (draft). MPS, 2019

Feasibility Study

The Major Projects Secretariat has prepared the Feasibility Study Guideline as the national standard for infrastructure projects in Timor-Leste. This document provides guidance both to executing and implementing agencies and consultant companies on how to prepare and evaluate project feasibility. The feasibility study for strategic projects should help to ensure the quality of infrastructure and value for money. More importantly, with the feasibility study results, the government can evaluate investments from the Infrastructure Fund for the strategic projects that contribute significantly to the social and economic development of the country. The Action Plan and the Feasibility Study Guideline for IF were approved in 2018.



Project Appraisal

The project appraisal objective is to prioritize and to select the best options for investment based on methodology which is taking into account contribution to SDP, economic viability, readiness of the project for funding. The project appraisal allows assessing new proposals in terms of readiness and contribution to the economic and social development of Timor-Leste. There are two key elements for appraisal and evaluation:

- Importance for development;
- Readiness for funding.

It also allows MPS to prepare recommendations to CAFI based on the ranking of the projects and to prioritize funding options according to the evaluation criteria. The appraisal methodology for the Infrastructure Fund was improved in 2016 and now it is based on a set of 8 multiple criteria, including the following:

- (i) relation of the project to the Strategic Development Plan;
- (ii) economic impact as measured by the economic internal rate of return;
- (iii) effectiveness of investment;
- (iv) social impact and number of new jobs and indirect number of benefited population;
- (v) readiness for implementation, including environmental license;
- (vi) dependence of the project on the additional infrastructure for a reasonable cost,
- (vii) readiness for construction and availability of required documents such as concept design, feasibility study, detailed engineering design, and other related documents;
- (viii) readiness of land for the project in terms of land availability for construction and assessment of requirements of possible resettlement under the project.

The Project appraisal should help to prioritize and to select the best proposals for investment based on the contribution to SDP, economic viability, readiness of the project for investment.

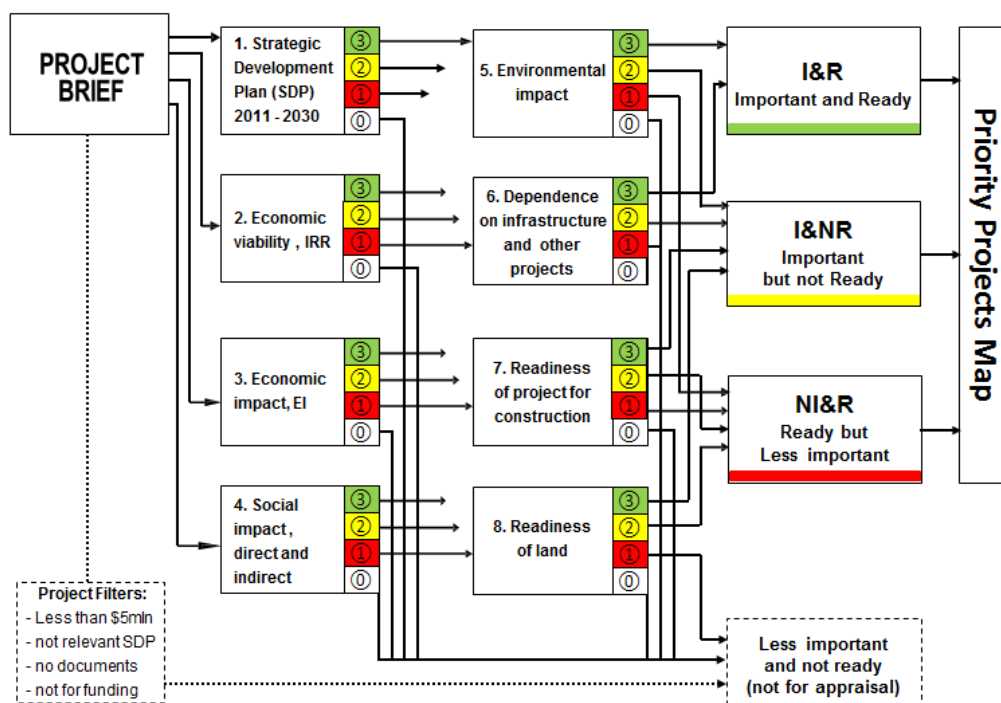


Figure 7: The project appraisal algorithm of the Infrastructure Fund

The project appraisal procedure, including submission and evaluation of new proposals for funding through IF is an integral part of the state budgeting process. In 2018-2019 the Major Projects Secretariat has got 190 proposals for the 2020 budget period from 12 municipalities.

In July 2020 the Major Projects Secretariat summarized all proposals from the Line Ministries and the Government Agencies submitted during 2018 and 2019 and presented the Project Appraisal Report 2020 to CAFI. In the 2018 there was no project appraisal due to the late budget approval. All project proposals from 2018 are considered for the appraisal for the 2020 budget period. As a result of the project appraisal, 31 projects were selected and recommended for funding and project preparation through the Infrastructure Fund in 2020.

Ex-post evaluation

The Ex-Post Evaluation under the Infrastructure Fund is required for completed projects in order to utilize lessons learned and to accumulate the best practice to avoid the same mistakes and for effective implementation of projects in the future. The ex-post evaluation objective is to recommend new measures and improvements for project implementation. The evaluation is conducted by the evaluation team represented by the experts familiar with similar projects in accordance with the evaluation plan and based on the detailed study of related data. The results are summarized in the evaluation report.

The project ex-post evaluation under the Infrastructure Fund is based on 5 criteria, including (1) Relevance; (2) Effectiveness; (3) Efficiency; (4) Impact and (5) Sustainability that internationally accepted and developed by the Organization for Economic Co-operation and Development (OECD). The ex-post evaluation workflow, evaluation criteria, and a score are presented below.

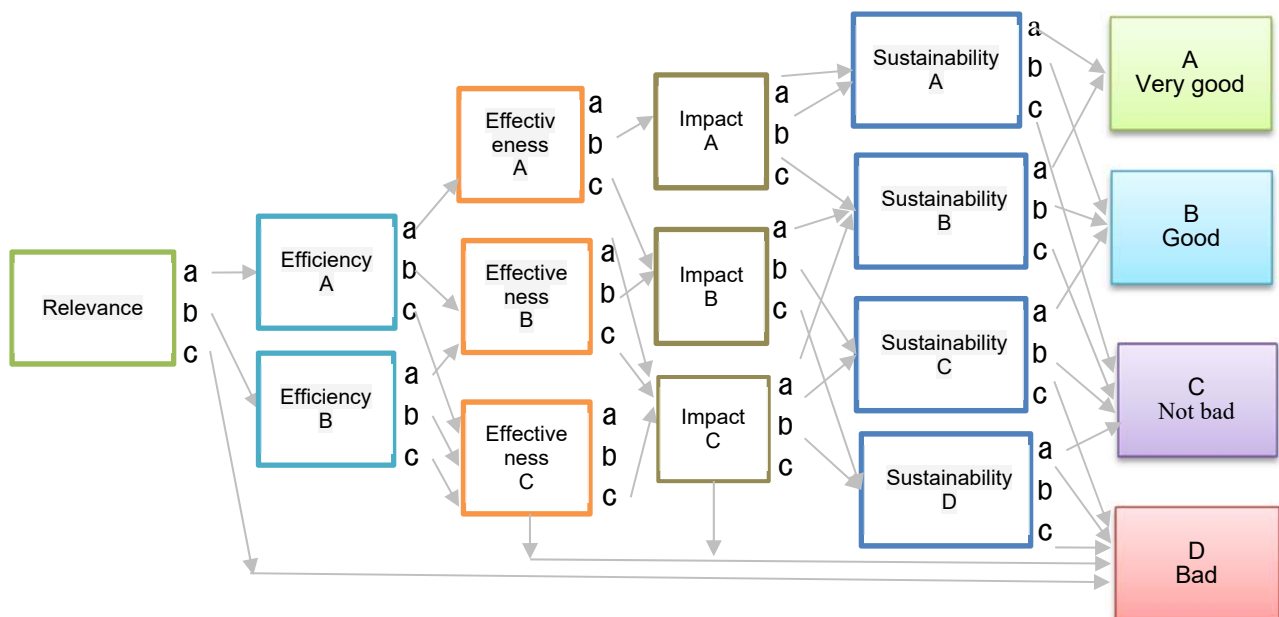


Figure 8: Ex-post evaluation flowchart under the Infrastructure Fund

The purpose of the ex-post evaluation is to utilize results for future projects, not to check the project results. The Infrastructure Fund is currently preparing the framework and methodology for ex-post evaluation and a pilot evaluation for some completed projects will be done in 2020.

2. INFRASTRUCTURE FUND PORTFOLIO

The foundation of the Infrastructure portfolio is supported by the 3 pillars: policy, regulation, and standards. And the composition of infrastructure sectors under the IF Portfolio is based on the Pyramid model with the foundation from the BASIC infrastructure (water, power, roads and bridges, Maintenance and rehabilitation, design and supervision). The second level consists of the ECONOMIC infrastructure (Agriculture, Ports, Airports, Tourism and Urban Development, Oil & Gas /Tasi Mane project, Telecom, Finance), and the SOCIAL infrastructure (Health, Education, Youth & Sports, Public Buildings, Security and Defence, Social Solidarity).

Social Infrastructure:

- Health Program;
- Education Program;
- Youth and Sports;
- Security and Defence;
- Public Buildings;
- Urban Planning;
- Social Solidarity.

Economic Infrastructure:

- Agriculture Program (irrigation);
- Tasi Mane Program (Gas & Oil);
- Tourism Program;
- Ports Program;
- Airports Program.

Basic Infrastructure:

- Water supply and sanitation;
- Electricity Program;
- Roads Program;
- Bridges Program;
- Maintenance and rehabilitation.

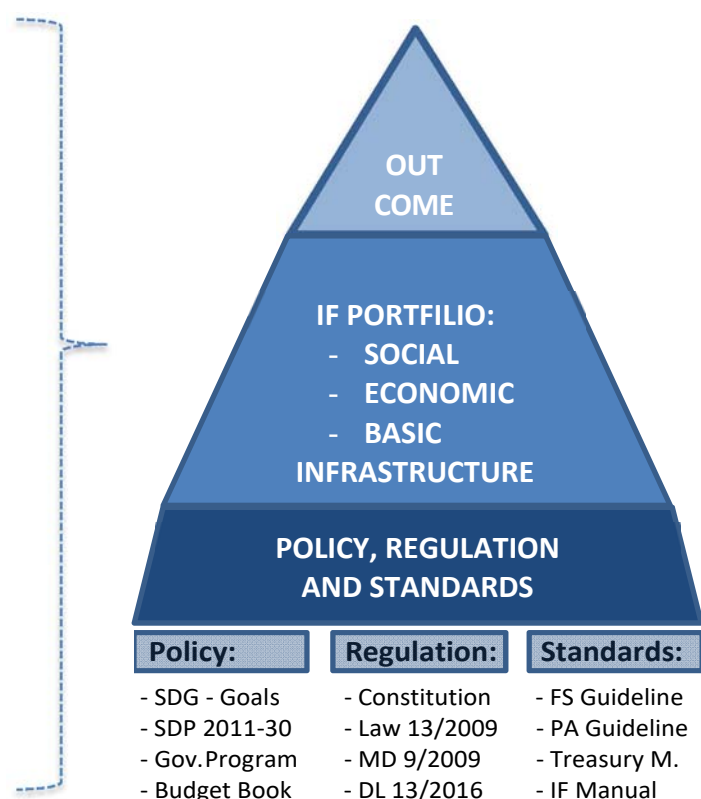


Figure 9: The Infrastructure Fund Portfolio

The Infrastructure Fund budget is aiming to finance programs with the source of funding from the State budget, external borrowing, and public-private partnership through the PPP modality. During 2011 - 2019 a total number of IF programs have increased from 13 to 21.

Currently, a cumulative number of projects under the Infrastructure Fund is 1614. The status of IF projects is as follows: 867 completed projects (since the establishment of IF in 2011), 561 ongoing projects and 186 projects in IF Portfolio have not been started or have not been funded. The government priorities for investments from the Infrastructure Fund are still focused on the basic and vital infrastructure, including power and water supply, roads and bridges as its stated in the SDP 2011-2030.

2.1. Agriculture Program

The Agriculture Program has a high priority for Timor-Leste as infrastructure development is the central element with the goal to support food production, improve distribution and food security directly through enhancing accessibility and indirectly by increasing number of jobs and

income. More than 63%² of the households in the country depend on the agriculture sector.

Table 2: Agriculture Program

Year	Budget, \$	Execution, \$	%
2011	2,633,835	2,183,508	83%
2012	9,228,725	2,379,527	26%
2013	6,953,000	2,810,000	40%
2014	9,502,370	9,494,125	100%
2015	12,816,064	11,357,904	89%
2016	2,876,168	2,107,409	73%
2017	2,900,620	2,772,772	96%
2018	4,098,309	3,390,300	83%
2019	2,472,209	-	-
Total	53,481,300	36,495,545	68%

There are 22 projects under the Agriculture Program mainly related to the irrigation sector. The Irrigation schemes are considered by the Ministry of Agriculture and Fisheries as a major component for resuscitation in order to achieve targets of self-sufficiency in staple food crops, rice, and maize.

Currently, there are 6 ongoing projects and 11 completed projects under the Agriculture Program

Portfolio, 2 projects have not been started and 3 projects have not been funded yet.

The Program budget for 2020 is of US\$ 2,560,890.

2.2. Water and Sanitation Program

Access to clean water and sanitation is very critical to Timor-Leste as it should help to improve public health, create new jobs and encourage rural development, make it easier to maintain and sustain our valuable water resources, and spread our limited water resources. The purpose of this Program is to improve access to safe potable water and hygienic sanitation facilities.

Table 3: Water and Sanitation Program

Year	Budget, \$	Execution, \$	%
2011	-	-	-
2012	13,500,000	2,871,000	21%
2013	10,098,000	754,000	7%
2014	3,967,000	3,907,000	98%
2015	2,741,180	2,477,690	90%
2016	15,640,000	480,000	3%
2017	329,738	85,900	26%
2018	1,730,583	450,723	26%
2019	3,748,033	65,619	2%
Total	\$51,754,534	\$11,006,118	21%

There are 27 projects under the Water and Sanitation Program Portfolio. Currently, there are 5 ongoing projects: (1) Continuation of the Master Plan for Dili Drainage Phase-II; (2, 3) Feasibility and Pre-Feasibility Study for Dili Water Supply; (4) Consulting services for Dili water supply PPP (Feasibility Study); (5) Study and Design for construction of the potable water distribution line in Zones 2-9 in Dili and Suai. Eight (8) projects have not been started. And 14 projects completed during

2011-2019, including Drilling and Installation of the water pump and construction of the Reservoir at the Hospital National Guido Valadares (HNGV).

The Program budget for 2020 is US\$ 3,800,000.

² Strategic Development Plan 2011 – 2030 (SDP), pages 121 – 122 & 124

2.3. Urban and Rural Development Program

The objective of this Program is to ensure that planning for economic activities based on maximizing regional and local resources and should reduce the gap in progress between urban and rural areas. Spatial plans and National Planning Framework contain of (i) the pathway for

Table 4: Urban and Rural Development Program

Year	Budget, \$	Execution, \$	%
2011	1,063,000	899,926	85%
2012	7,076,074	499,529	7%
2013	6,576,070	-	0%
2014	8,264,776	8,246,633	100%
2015	5,933,880	5,323,850	90%
2016	4,112,172	3,140,570	76%
2017	5,522,000	4,985,228	90%
2018	5,218,757	4,244,573	81%
2019	9,488,000	2,623,348	28%
Total	\$53,254,729	\$24,323,874	46%

development in each region, (ii) environmental sensitivities, including natural disaster risk factors and (iii) zoning regulations that set out boundaries for each sector to ensure sustainability and environmental protection. Rural development is a priority concern for Infrastructure Fund because of the large proportion of the population living in rural areas.

There are 7 projects under the Urban and Rural Development Program Portfolio, including the

LiDAR information system, the National spatial planning project, and the Dili Solid waste project.

The Program budget for 2020 is US\$ 12,051,100.

2.4. Electricity Program

The objective of the Electricity Program is to provide reliable electricity generation, transmission and distribution throughout Timor-Leste. The program's objective is to build two power plants at Hera (120 MW) and Betano (130 MW) and to install 150KV nationwide power line grid plus 20KV distribution lines, 9 substations, medium and low voltage of house connection, and street

Table 5: Electricity Program

Year	Budget, \$	Execution, \$	%
2011	448,742,000	428,921,379	96%
2012	301,820,621	283,812,312	94%
2013	121,666,893	80,883,000	66%
2014	138,472,605	104,528,476	75%
2015	44,772,731	42,714,963	95%
2016	65,626,831	55,036,997	84%
2017	12,385,000	5,155,405	42%
2018	17,403,307	16,565,559	95%
2019	15,324,900	3,843,519	25%
Total	1,166,214,888	1,021,461,610	87.6%

light illumination. All transmission line networks have been completed. The reliable electricity supply is essential for the progress of the nation to modern and economic development. A stable power supply is also an important condition to enhance private investments in Timor-Leste.

There are 615 projects under the Electricity Program Portfolio, including operations and maintenance of the power stations, substations

and power grid. Currently, there are 154 ongoing projects, and 456 completed projects for power, medium and low voltage power distribution towers and cables throughout the mainland of Timor-Leste. Among other works that remain to complete - the Central control systems, Improvement of street lighting and construction of accommodation for maintenance and operating staff in the districts, as well as operation and maintenance.

The Program budget for 2020 is US\$ 16,956,065.

2.5. Ports Program

Development of ports is a strategic priority to support economic growth and local industry, export-import activities that require fast and reliable freight services. Currently, only Dili port is serving all shipments in Timor-Leste. And port's capacity is not sufficient for the future. Moreover,

Table 6: Ports Program

Year	Budget, \$	Execution, \$	%
2011	1,600,000	-	-
2012	10,700,000	2,491,549	23%
2013	10,975,000	1,256,631	11%
2014	9,175,000	9,169,201	100%
2015	1,276,800	812,339	64%
2016	133,171,537	132,563,094	99%
2017	972,775	471,148	48%
2018	694,249	611,277	88%
2019	2,177,638	135,360	6%
Total	170,742,999	147,510,599	86%

the regional ports are also in poor condition³. The SDP target is to relocate the main port of Dili to Tibar Bay and to rehabilitate regional ports.

There are 9 projects under the Ports Program, including: Rehabilitation of Dili Port, Rehabilitation of Hera Port, Cargo terminal in Tasi Tolu, upgrade of the port facilities for regional ports in Com, Atauro, Oecussi, and Vemase; Development of Suai Port; Construction of Tibar Bay (PPP Program). The Government has already secured funds to develop

the Tibar Port and the project is ongoing. And 3 projects for Dili port have not been funded yet.

The Program budget for 2020 is of US\$ 1,095,968.

2.6. Airports Program

The airports and international air travel to and from Timor-Leste are essential for the development of business and tourism. However, the country has lack of airports suitable for international standards accepted by the International Civil Aviation Organization (ICAO). Domestic aviation services are limited to chartered fixed-wing aircraft and helicopter services and the airfields served are inadequate to handle larger aircraft and more intensive services.

Table 7: Airports Program

Year	Budget, \$	Execution, \$	%
2011	2,228,000	2,147,000	96%
2012	9,466,852	-	-
2013	21,036,852	-	-
2014	13,757,238	13,756,774	100%
2015	14,854,000	10,362,423	70%
2016	23,040,000	20,743,000	90%
2017	18,187,581	17,074,037	94%
2018	12,678,600	5,388,915	43%
2019	12,554,786	43,307	0.3%
Total	\$127,803,909	\$69,515,456	54.4%

The Government has a vision to improve and to develop existing airports including Dili, Suai, Baucau, Maliana and Viqueque as identified in the Strategic Development Plan for 2011-2030. For the Southern coast infrastructure development the Government has commenced upgrading of the Suai Airport. In total, there are 16 projects under the Airport Program⁴, including upgrading of the Nicolau Lobato International Airport in Dili and regional airports in Maliana, Baucau Suai, and Oecussi. Currently, 5

ongoing projects, 4 completed projects, and 7 projects have not been funded.

The Program budget for 2020 is of US\$ 8,853,758.

³The exception is the port in Oecusse which has been upgraded to handle freight and passenger traffic with JICA

⁴Including Rehabilitation and Expansion of Suai Airport which was part of Tasi Mane Program.

2.7. Tasi Mane Program

The Tasi Mane Development is a strategic investment Program of the Government initiated to accelerate economic growth in the South coast zone of the country which is identified in SDP.

Table 8: Tasi Mane Program

Year	Budget, \$	Execution, \$	%
2011	18,925,000	8,686,786	46%
2012	123,038,000	9,709,000	7.9%
2013	125,332,000	5,709,000	4.6%
2014	8,271,141	8,208,781	99%
2015	29,464,377	25,978,378	88%
2016	162,959,645	94,472,065	58.0%
2017	67,571,700	67,792,110	100%
2018	100,005,618	98,715,096	99%
2019	60,600,000	217,555	0.4%
Total	\$696,167,481	\$319,271,434	45.9%

This Program is for the South coast area, which is endowed with a wide variety of natural resources. The goal of the Tasi Mane Program is to support development, create new jobs, improve living conditions, generate various industries and stimulate the economy as well as attract investment in Timor-Leste. The South coast will be focused on the oil & gas industry as the petroleum sector is the Timor-Leste's greatest source of State revenue. This revenue will help to

finance health care, education, security & defence and to build and maintain the infrastructure.

There are 13 projects under this Program, including 4 ongoing projects: (1) Design, construction and supervision of the Suai Supply Base; (2) Suai - Betano - Beaco Highway; (3) Water Supply in Dato Rua To Tolu; (4) Resettlement. Two projects completed and 7 projects have not been funded.

The Program budget for 2020 is of US\$ 16,451,010.

2.8. Financial System and Supporting Infrastructure Program

The Financial systems and supporting infrastructure Program was newly defined for the Infrastructure Fund in 2013 in responding to increasing number of projects implemented by the Ministry of Finance that was originally listed in the Public Buildings Program.

Table 9: Financial System Program

Year	Budget, \$	Execution, \$	%
2011	-	-	-
2012	-	-	-
2013	23,980,000	17,544,000	73.2%
2014	16,840,000	16,437,000	97.6%
2015	11,088,200	6,631,910	59.8%
2016	26,693,000	22,783,466	85.4%
2017	7,026,892	6,758,598	96%
2018	3,986,981	3,288,104	82%
2019	3,900,000	1,687,197	43%
Total	\$93,515,073	\$75,130,275	80.3%

There are 13 projects under the Financial System Program Portfolio, including 7 completed projects: (1) Concept design, construction and supervision of the new building for the Ministry of Finance; (2) Construction of the Ministry of Finance building; (3, 4) Supply and installation of IT & Data center for MoF and supervision; (5, 6) Interior fitment of the Ministry of Finance and design; (7) DED for the Customs and Tax House for the Ministry of Finance. Currently, there are two ongoing projects

under the Program - Free Balance System and ASYCUDA. Three (3) projects have not been funded yet: Back-up system for the Ministry of Finance; Integrated stations for Oesilo and Tunubibi; and the Batugade project.

The Program budget for 2020 is of US\$ 5,300,000.

2.9. Information System Program

The Informatics Program is very important as industry and commerce rely on rapid and stable

Table 10: Information System Program

Year	Budget, \$	Execution, \$	%
2011	9,200,000	4,309,000	46.8%
2012	11,991,000	5,948,000	49.6%
2013	4,000,000	208,000	5.2%
2014	591,000	545,000	92.2%
2015	786,500	786,500	100%
2016	2,185,000	1,766,000	80.8%
2017	1,710,051	1,235,414	72%
2018	4,793,620	2,133,160	44%
2019	2,856,917	1,210,010	42%
Total	\$38,114,088	\$18,141,084	47.6%

communications with adequate capacity and coverage to meet users' demand. Improving information technology to support service delivery is one of the priorities of the Strategic Development Plan⁵. There are 4 projects under the Information System Program Portfolio. (1) Extension of PCN II and network fiber-optic and (2) Data Center for GPM project. Two projects were started in 2014: the National Connectivity Project Phases III and V; Satellite Internet Upgrade from 20

Mbps to 60/80Mbps 100/200. The FreeBalance project from 2013 moved from the Information System Program to the Finance System Program.

The Program budget for 2020 is of US\$ 15,365,610.

2.10. Youth and Sports Program

According to the Strategic Development Plan 2011 – 2030, the Youth and Sports Program sector

Table 11: Youth and Sports Program

Year	Budget, \$	Execution, \$	%
2013	2,500,000	363,000	14.5%
2014	363,000	292,000	80.4%
2015	1,154,010	915,240	79.3%
2016	4,613,000	3,472,000	75.3%
2017	2,150,058	1,851,985	86%
2018	1,092,424	841,368	77%
2019	2,801,006	224,925	8%
Total	\$14,673,498	\$7,960,518	54.3%

the will help to re-shape Timor-Leste and contribute to the transformation of our society and economy. The Youth And Sports Program was separated from the Public Buildings program in 2013. It focuses on the construction of the national stadia for outdoor and indoor events and construction of eight regional outdoor stadia as a pre-requisite for the creation of national football leagues in partnership with South Korea, the Asian Football Confederation,

Football Federation Australia and the Real Madrid Foundation. According to the Part 2 of the Strategic Development Plan "Social capital", the Youth and Sports sector has significant importance for Timor-Leste's development⁶. The Youth and Sports Program Portfolio includes 16 projects for construction of stadia in four municipalities, including construction and supervision of Football Stadia in Baucau, Maliana, Manufahi, and Ermera that will help and to boost the youth in developing skills in sport. Currently, 4 projects ongoing, 6 projects completed, 1 project has not been funded, and 5 projects have not been started.

The Program budget for 2020 is of US\$ 1,833,757.

⁵ Strategic Development Plan 2011 – 2030 (SDP), page 184

⁶ Strategic Development Plan 2011 – 2030 (SDP), pages 16 & 52-54

2.11. Health Program

The Health Program focused on infrastructure support and development of the health sector in Timor-Leste, including extensions and improvements at the National Hospital, the referral hospitals and the district and sub-district clinics and health centers. According to the Strategic Development Plan, the goal by 2030 is to have a healthier population as a result of comprehensive, high-quality health services accessible to all Timorese people⁷.

Table 12: Health Program

Year	Budget, \$	Execution, \$	%
2011	4,654,000	2,182,000	46.9%
2012	6,429,000	2,216,000	34.5%
2013	2,041,000	238,000	11.7%
2014	1,973,000	1,758,000	89.1%
2015	2,015,550	1,923,340	95.4%
2016	1,370,589	165,429	12.1%
2017	729,5000	45,982	6%
2018	497,444	442,073	89%
2019	1,114,442	-	-
Total	\$27,390,025	\$8,970,824	32.8%

There are 15 projects under the Health Program, including Intensive care cardio unit (ICCU) at Guido Valadares National Hospital HGV; Baucau hospital; Rehabilitation and construction of old building of Dr. Antonio Carvalho Hospital, ICCU and SAMES, Project of pediatric building at Guido Valadares National Hospital, Project for building extension of Guido Valadares Hospital. In the Portfolio 5 ongoing projects, 4 projects completed, 3 projects have not been funded, and 3 projects have not been started.

From 2020 the budget for the projects below US\$ 5 million, including the Health program, according to the orientation of the Prime-Minister has been transferred to the Line Ministry.

The Program budget for 2020 is of US\$ 651,434.

2.12. Tourism Program

The tourism sector in Timor-Leste is at the early stage of development with limited, but growing, numbers of international tourists and emerging tourism infrastructure⁸. The infrastructure planning, including the prioritization of projects, will consider the needs of the

Table 13: Tourism Program

Year	Budget, \$	Execution, \$	%
2014	2,572,000	1,072,000	41.7%
2015	4,150,353	2,998,902	72.3%
2016	1,520,502	1,307,847	86.0%
2017	505,340	291,435	58%
2018	-	-	-
2019	270,500	-	-
Total	\$9,018,695	\$5,670,184	62.9%

tourism industry to ensure that the industry is not held back by poor access or a lack of critical infrastructure⁹.

There are 19 projects under the Tourism Program Portfolio. In total, 9 projects completed (6 CPLP projects and 1 project in Oecusse); 8 ongoing projects, including: Study, design and construction for Hot Water Springs in Marobo; Study, design and

construction for Development of Lake Maubara, Construction of Marina Square; including 4 ongoing projects in Oecusse; and 1 project in Marobo and Atauro has not been started.

The Program budget for 2020 is of US\$ 513,750.

⁷ Strategic Development Plan 2011 – 2030 (SDP), pages 35 - 36

⁸ Strategic Development Plan 2011 – 2030 (SDP), page 144

⁹ Strategic Development Plan 2011 – 2030 (SDP), page 145

2.13. Education Program

The Education Program is based on the National Education Strategic Plan¹⁰ which recognizes current situation and challenges that affect the MoE's ability to meet the country's obligations towards education development, as well as its commitment to the Millennium Development Goals and other national priority targets. It provides sector-wide support that will guide

Table 14: Education Program

Year	Budget, \$	Execution, \$	%
2011	444,000	299,257	67.4%
2012	11,316,000	1,582,000	14.0%
2013	8,422,000	2,444,000	29.0%
2014	5,154,000	3,880,000	75.3%
2015	2,736,090	2,065,710	75.5%
2016	1,080,588	854,432	79.1%
2017	475,251	244,055	51%
2018	111,270	109,323	98%
2019	948,863	65,128	7%
Total	\$30,688,062	\$11,543,905	37.6%

implementation at all levels in the country, involving development partners and key stakeholders.

This Program consists of 24 projects, including 12 completed, 4 not funded, 3 not started and 6 ongoing projects for construction of Reference Schools in Baucau, Maliana, Same, Manatuto, and Ermera. For some projects DED completed and the budget is required for further construction of the Agriculture and Engineering Buildings, UNTL Campus; Polytechnic schools in Suai, Same and

Lospalos; Fishery academy in Manatuto; Reference Schools in 4 districts.

The Program budget for 2020 is of US\$ 5,408,969.

2.14. Security and Defence Program

Security has a top priority for Timor-Leste and the reconstruction process is included building for the professional police force with merit-based appointment and promotion, rebuilding security institutions and introducing principles of good governance. Investment in equipment

Table 15: Security and Defence Program

Year	Budget, \$	Execution, \$	%
2011	7,934,000	2,954,000	37.2%
2012	16,200,000	4,255,000	26.3%
2013	17,599,000	4,307,000	24.5%
2014	6,345,000	4,856,000	76.5%
2015	4,444,343	3,341,402	75.2%
2016	3,969,852	2,814,594	70.9%
2017	2,022,009	675,900	33%
2018	3,618,820	1,072,458	30%
2019	3,264,123	2,458	0.1%
Total	\$65,397,147	\$24,278,812	37.1%

and police infrastructure, including police accommodation, has improved the operation as well as the impartiality of the force.

There are 2 sub-programs (Security and Defence) under this Program. The Security sub-program includes 34 projects: 2 ongoing projects and 28 completed projects. Under the Defence sub-program in total 28 projects, including 2 ongoing projects: Construction of F-FDTL posts in Oecusse;

and Construction of Police Military Base; and 4 not funded projects (Construction of MoD Building and Construction of security posts in Atsabe, Ferik Sare, Ermera, Ainaro, Uatolari). One project is pending because of the land problem.

The Program budget for 2020 is of US\$ 4,531,054.

¹⁰ Ministry of Education, Timor-Leste, *National Education Strategic Plan 2011 – 2030*

2.15. Bridges Program

Good and well-maintained bridges are crucial for ensuring reliable access to markets, education and health services and for security and social stability. These are fundamental requirements for economic and social development are recognized by the Government and stated in the Strategic Development Plan 2011 - 2030. Therefore, construction of new bridges, rehabilitation

Table 16: Bridges Program

Year	Budget, \$	Execution, \$	%
2011	17,618,000	2,932,000	16.6%
2012	92,089,407	30,165,732	32.8%
2013	15,230,000	10,454,000	68.6%
2014	11,710,000	11,329,000	96.7%
2015	3,719,100	3,713,670	99.9%
2016	2,550,208	2,216,306	86.9%
2017	7,760,714	7,759,411	100%
2018	6,068,565	5,948,908	98%
2019	9,978,756	5,761,493	58%
Total	\$166,724,750	\$80,280,520	48.2%

of deteriorated bridges and widening of narrow bridges was justified by high traffic that ranked it as a high priority in the allocation of the budget from the Infrastructure Fund.

There are 41 projects under the Bridges Program, including 18 completed projects; 13 ongoing projects (Dilor, Taroman, Baer, Lawana in Ermera, construction of Comoro arch bridge and Comoro III, Mauchiga in Ainaro); 6 projects have not started yet and 4 projects have not been funded.

The Program budget for 2020 is of US\$ 5,872,627.

2.16. Roads Program

Well-constructed and maintained road system should be resilient to the climate and weather conditions and it's essential for economic growth, social cohesion, and national security.

Table 17: Roads Program

Year	Budget, \$	Execution, \$	%
2011	17,755,000	5,665,161	31.0%
2012	53,437,000	8,212,000	15.4%
2013	87,535,000	59,845,000	68.4%
2014	58,604,000	56,964,000	97.2%
2015	94,074,852	86,405,328	91.8%
2016	200,552,485	160,028,983	79.8%
2017	80,157,997	69,278,905	86%
2018	146,315,446	135,457,741	93%
2019	127,416,506	62,923,893	49%
Total	\$738,431,780	\$644,871,011	87.3%

According to the Strategic Development Plan 2011 – 2030, the road development in Timor-Leste has one of the highest priorities. The aim of the Program is to support movement of goods and services as well as improve connectivity for transportation between municipalities to various centers. Road projects have a strong economic and social impact because they provide access to isolated areas, reduce the time and cost of transportation.

A total number of the projects under the Roads Program is 497, including 135 projects as part of package approved by CAFI in 2017. Currently, under the IF Portfolio 25 new projects from 2020 appraisal, 215 completed projects and 257 ongoing projects.

As a result of projects appraisal for 2020, there are 26 additional road projects proposed for the Infrastructure Fund, including 9 national roads, 13 municipal roads, and 3 urban roads.

The Program budget for 2020 is of US\$ 129,165,483.

2.17. External Loans Program

According to the SDP in order to finance State expenditure, and in particular infrastructure projects, grants and concessional loans will be considered by the Government. This may provide

Table 18: External Loans Program

Year	Budget, \$	Execution, \$	%
2011	-	-	-
2012	43,100,000	-	0.0%
2013	43,588,000	6,284,000	14.4%
2014	31,051,000	15,753,913	50.7%
2015	70,000,000	24,194,103	34.6%
2016	107,003,000	30,646,185	28.6%
2017	101,825,751	23,819,384	23%
2018	61,607,143	32,140,761	52%
2019	87,000,000	28,973,199	33%
Total	\$545,174,894	\$161,811,545	30%

favorable public financing options to support infrastructure programs such as the rehabilitation of roads and bridges¹¹. In accordance with the Public Debt policy and law, all loan-funded projects are confidently expected to generate high social and economic benefits after implementation, well in excess of their financial cost. The financial cost of the loans should, therefore, be lower than the returns being earned by the alternative source of funds, which is the Petroleum Fund.

The External Loans Program was established in 2012. There are 19 projects under this Portfolio. Eight loan agreements were signed by the Government during 2012 – 2016. In 2012 the Road Network Upgrading Project (RNUP) from ADB and Road Upgrading Project of Dili-Baucau from JICA. In 2013 two new agreements were signed for the Road Network Upgrading Project (RNUSP) from ADB and the Road Climate Resilience Project of Dili-Ainaro from the World Bank. The Road Project Tasitolu-Tibar Dual Carriageway was signed by ADB and GoTL in 2015. And additional financing was accepted for the Road Network Upgrading Sector Project (RNUSP) in 2016.

The Program budget for 2020 is of US\$ 73,000,000.

2.18. Public Buildings Program

Table 19: Public Buildings Program

Year	Budget, \$	Execution, \$	%
2011	13,327,000	4,153,000	31.2%
2012	46,284,000	8,226,000	17.8%
2013	20,679,000	4,760,000	23.0%
2014	9,730,000	8,926,000	91.7%
2015	3,418,819	2,462,229	72.0%
2016	8,699,666	2,966,000	34.1%
2017	2,265,090	1,062,083	47%
2018	3,994,125	3,688,324	92%
2019	3,063,182	150,109	5%
Total	\$111,460,882	\$36,393,745	32.7%

The Public Buildings Program has a strategic importance because only few buildings were constructed during the Portuguese time many of existing government offices were constructed during the Indonesian administration. Many of these buildings were damaged prior to the restoration of independence and some do not fit anymore to the government's needs. Therefore, the objective of the Program is to provide effective

public services. There are 43 projects under this Program, including 9 ongoing projects; 10 completed projects; 3 projects have not been started; and 21 projects have not been funded.

The Program budget allocation for 2020 is of US\$ 10,430,114.

¹¹ Strategic Development Plan 2011 – 2030 (SDP), page 208

2.19. Social Solidarity Program

Table 20: Social Solidarity Program

Year	Budget, \$	Execution, \$	%
2011	1,200,000	510,000	43%
2012	1,940,000	885,000	46%
2013	1,633,000	1,152,000	71%
2014	1,060,000	1,055,000	100%
2015	-	-	0%
2016	99,408	99,408	100%
2017	-	-	-
2018	66,000	-	-
2019	500,000	-	-
Total	\$6,498,408	\$3,701,408	57.0%

There are 3 projects under the Social Solidarity Program Portfolio. Two (2) projects completed. One project was completed in 2013 (Jardim dos Heróis) and one project was completed in 2016 (Construção do Monumento-Rotunda do Aeroporto Nicolau Lobato, Comoro). Currently, only 1 ongoing project is listed under the Social Solidarity Program for 2020 (Monumento 12 de Novembro).

The Program budget for 2020 is of US\$ 500,000.

2.20. Preparation of Design and Supervision Services

Table 21: Design and Supervision Program

Year	Budget, \$	Execution, \$	%
2013	19,418,000	63,000	0.3%
2014	1,226,000	859,000	70.1%
2015	4,902,955	2,648,539	54.0%
2016	2,750,650	2,108,015	76.6%
2017	2,051,140	671,863	33%
2018	-	-	-
2019	3,932,062	222,222	6%
Total	\$34,280,807	\$6,572,639	19.2%

The Preparation of Designs and Provision of Supervision Services Program was established in 2013 under the Infrastructure Fund in order to facilitate preparation and supervision of the major projects by the Line Ministries because their budget is insufficient for these services. There are 47 projects under this Program. Currently, there are 10 ongoing projects in the portfolio, including 1 project as a PPP package (health and electricity).

The Program budget for 2020 is of US\$ 13,993,000.

2.21. Maintenance and Rehabilitation Program

The Maintenance and Rehabilitation Program was proposed under the Infrastructure Fund by the Government during the budget review committee in 2016 in order to keep existing infrastructure facilities such as road and water supply in a proper condition. Maintenance of the water supply is important for the country because it provides safe water supply services, reliable and adequate treatment, transmission, and distribution of water resources to benefit people in urban and rural areas which considers as a high priority for the country's development. Maintenance of rural and national roads is also one of the main components of this Program. Currently, there are 96 projects in this portfolio under the Infrastructure Fund, including 15 maintenance projects for the water sector, 9 projects for roads, and 72 projects under the R4D Sub-Program for rehabilitation and maintenance.

The Program budget for 2020 is of US\$ 7,768,651.

3. IF BUDGET SUMMARY

The total allocated budget for the Infrastructure Fund for 2020 is US\$ 337.2 million, including US\$ 263.1 million for IF projects and US\$ 73.0 million for the loan projects. The sources of financing for the projects under the Infrastructure Fund are from the State budget, PPP and External loans. The following tables present the summary of IF budget by Programs for 2020 period and the Loan financing under the Infrastructure Fund.

Table 23: Summary of the Infrastructure Fund's Budget for 2020

Nº	Nome de Programa	Valor de Contrato	Total pagamento Acumulado até Dezembro 2018	Total Despesas Jan - Julho de 2019	Total Despesas Estimativo Agosto - Dezembro de 2019	Saldo Estimativa até Dezembro 2019	Alocação de Orçamento de 2020	Alocação de Orçamento de 2021	Alocação de Orçamento de 2022	Alocação de Orçamento de 2023	Alocação de Orçamento de 2024
		(\$'000)	(\$'000)	(\$'000)	(\$'000)	(\$'000)	(\$'000)	(\$'000)	(\$'000)	(\$'000)	(\$'000)
TOTAL PROGRAMA (Incluido SGP & EMPRESTIMOS)		3,472,373	944,607	83,735	217,797	2,167,803	337,199	773,534	670,283	390,628	190,857
TOTAL PROGRAMA (Excluido SGP & EMPRESTIMOS)		2,972,110	803,209	66,433	169,040	2,040,806	263,103	745,772	652,732	378,572	187,693
1	Agricultura	88,449	8,243	-	1,559	78,604	2,561	18,352	30,157	21,024	6,612
2	Água e Sanitação	84,622	952	50	1,302	78,718	3,800	41,204	30,635	11,733	4,000
3	Desenvolvimento Urbano e Rural	41,851	9,630	2,623	11,274	18,324	12,051	6,000	3,000	1,000	-
4	Edifícios Públicas	145,853	13,138	34	2,375	130,305	10,430	35,455	54,907	43,384	27,551
5	Educação	126,980	1,971	-	-	125,008	5,409	32,456	37,376	30,806	19,461
6	Energia Eléctrica	71,520	42,844	789	14,641	9,046	16,956	5,434	7,800	1,200	-
7	Equipamento Informático	49,276	8,777	1,210	1,637	15,652	15,366	16,937	1,000	2,876	3,124
9	Saúde	30,846	8,871	285	1,446	19,936	651	5,095	9,471	3,702	1,930
10	Segurança e Defesa	63,389	1,921	-	1,795	58,565	4,531	27,149	21,779	6,243	-
11	Solidariedade e Social	1,856	-	-	66	1,790	500	1,300	800	600	-
12	Taxi Mane	1,115,513	270,970	-	49,432	786,611	16,451	312,056	257,880	111,422	70,302
13	Aeroportos	112,026	60,542	-	6,323	42,492	8,854	12,843	12,817	10,347	-
14	Preparação de Desenhos e Supervisao - Novos Projectos	20,090	2,044	-	746	6,300	13,993	11,700	950	-	-
15	Estradas	866,827	292,941	53,729	68,020	617,944	129,165	195,964	170,282	125,646	47,913
16	Pontes	60,143	29,674	4,524	4,369	16,576	5,873	8,836	1,924	2,763	3,000
17	Portos	13,895	-	105	335	13,455	1,096	4,588	5,539	1,300	800
18	Turismo	8,120	5,542	53	223	2,302	514	1,286	1,900	1,200	-
19	Sistema Financeiro e Suportas Infraestruturas	32,055	26,120	1,312	261	4,362	5,300	3,400	3,000	3,000	3,000
20	Juventude e Desporto	9,496	4,212	239	1,038	4,007	1,834	2,333	1,464	325	-
21	Manutenção e Reabilitação	29,301	14,817	1,480	2,196	10,808	7,769	3,382	50	-	-
22	SGP / MPS					-	1,096	1,206	1,386	1,664	1,664
Programa de Empréstimos		500,263	141,399	17,303	48,758	126,997	73,000	26,557	16,165	10,392	1,500
1	ADB	303,241	91,975	8,577	33,373	79,722	47,725	15,557	10,003	5,554	-
2	WB	142,110	33,066	4,131	5,885	34,586	15,236	9,675	5,340	4,335	1,500
3	JICA	54,913	16,357	4,595	9,500	12,689	10,039	1,325	822	503	-

Table 24: Summary of the Loans Program for 2020

No.	Nome de Subprojeto	Valor de Contrato / Custo Estimativu	Total pagamento Acumulado até Dezembro 2018	Total Despesas Jan - Julho de 2019	Total Despesas Estimativo Agosto - Dezembro de 2019	Saldo Estimasaun até Dezembro 2019	Alocação de Orçamento de 2020	Alocação de Orçamento de 2021	Alocação de Orçamento de 2022	Alocação de Orçamento de 2023	Alocação de Orçamento de 2024
		(\$'000)	(\$'000)	(\$'000)	(\$'000)	(\$'000)	(\$'000)	(\$'000)	(\$'000)	(\$'000)	(\$'000)
Programa de Empréstimos		500,263	141,399	17,303	48,758	126,997	73,000	26,557	16,165	10,392	1,500
	ADB	303,241	91,975	8,577	33,373	79,722	47,725	15,557	10,003	5,554	-
1	Road Network Upgrading Project (RNUP) for Tibar-Gleno	29,695	19,909	-	-	632	-	-	-	-	-
2	Road Network Upgrading Project (RNUP) for Tibar-Liquica	25,561	13,016	-	-	251	-	-	-	-	-
3	Upgrading Project (Package 01-02) Manatuto - Baucau Road	59,287	16,280	3,938	10,000	14,373	10,000	2,187	1,093	1,093	-
4	Road Network Upgrading Project (RNUP) for Manatuto - Laclubar	28,012	12,661	2,549	1,451	2,561	2,000	280	280	-	-
5	Road Network Upgrading Project (RNUP) for Laclubar - natarbora	34,380	10,287	375	6,000	6,957	3,000	1,978	1,978	-	-
6	Consultant Supervision (M-L & L-N)	4,406	2,908	-	650	847	847	-	-	-	-
7	Road Network Upgrading Project (RNUP), Upgrading and Maintenance of Dili (Airport Junction) - Tibar Road- Section 2: Tasitolu - Tibar	12,964	2,123	289	1,004	1,293	1,000	146	146	-	-
8	Consultant Design (M-L & L-N) & Supervision (D-L & T-G, Tasi Tolu - Tibar 4L)	8,168	6,635	-	550	982	678	152	152	-	-
9	Road nrtwork Upgrading Sector Project, Upgrading and maintenance of Baucau - Lautem Road	29,315	4,371	-	6,000	12,173	7,000	2,586	1,293	1,293	-
10	Road nrtwork Upgrading Sector Project, Upgrading and maintenance of Maubara - Karimbala and Atabae - Mota Ain Roads	20,749	3,193	767	4,186	7,809	6,000	904	904	-	-
11	Consultant Supervision Road network Upgrading Sector Project, Upgrading and maintenance of Maubara - Karimbala and Atabae - Mota Ain Roads, and Baucau - Lautem	5,564	590	659	341	3,974	2,000	987	987	-	-
12	Constresaun estrada Baucau - Venilale	16,025	-	-	1,282	5,743	3,000	1,372	686	686	-
13	Constresaun estrada Venilale - Viqueque	23,853	-	-	1,908	16,864	9,000	3,932	1,966	1,966	-
14	Consultant Supervision (B-V & V-V)	5,262	-	-	-	5,262	3,200	1,031	516	516	-
World Bank		142,110	33,066	4,131	5,885	34,586	15,236	9,675	5,340	4,335	1,500
1	Road Climate Resilience Project (RNUP), Lot.2 Laulara - Solerema (12+000 to km 34+620)	17,855	-	1,130	1,021	13,440	7,000	3,220	1,610	1,610	-
2	Road Climate Resilience Project (RNUP), Lot.3 Solorema-Bandudatu	28,824	10,434	-	576	519	260	130	130	-	-
3	Road Climate Resilience Project (RCRP), Lot.4 Bandudatu-Aitutu	28,139	8,491	1,364	1,000	616	308	154	154	-	-
4	Road Climate Resilience Project (RCRP), Lot.5 Bandudatu - Aitutu	26,875	7,044	1,315	1,000	1,391	1,000	196	196	-	-
5	Consultant Design & Supervision Lot 3	4,070	3,260	126	174	510	510	(0)	(0)	-	-
6	Consultant Design & Supervision Lot 4 & Lot 5	3,885	3,159	197	103	426	426	(0)	(0)	-	-
7		837	679	-	100	58	58	0	0	-	-
8	Consultant Supervision Lot 2	2,625	-	-	-	2,625	1,575	525	525	-	-
9	Constresaun e supervisaun de estrada Aitutu - Hatubuliko - Letefoho - Ermera - Gleno	24,000	-	-	1,910	10,000	2,500	3,750	1,875	1,875	1,000
10	Consulting Feasibility Study de estrada Aitutu - Hatubuliko - Letefoho - Ermera - Gleno	5,000	-	-	-	5,000	1,600	1,700	850	850	500
JICA		54,913	16,357	4,595	9,500	12,689	10,039	1,325	822	503	-
1	Upgrading Project (Package 01-01) Dili - Manatuto Road	48,315	13,265	3,268	9,000	11,011	9,000	1,006	503	503	-
2	Consultancy services for National Road No. 1 - Upgrading Project	6,598	3,092	1,327	500	1,678	1,039	320	320	-	-

The details of the IF budget for 2020 period are presented in the following Annexes 1 - 14.

ANNEXES

- Annex 1: The Budget of the Infrastructure Fund by Programs and Projects for 2020
- Annex 2: List of projects for the Electricity Program (132 projects)
- Annex 3: Construction and supervision for development of South Coast (Rehabilitation of Suai airport), BL-8080101
- Annex 4: Preparation of design and supervision, BL-8090501
- Annex 5: List of Road emergency projects from 2013 (9 projects), BL-8090118
- Annex 6: Rehabilitation projects for Flood Control (4 projects), BL-8090235
- Annex 7: Rehabilitation of road Dili-Manleuana-Solerema-Aileu 15 km (4 projects), BL-8090252
- Annex 8: Rehabilitation and construction of Urban Roads, Phase II (19 projects), BL-8090267
- Annex 9: List of emergency projects in 5 Municipalities from 2013 (Package B: 11 projects), BL-8090453
- Annex 10: List of emergency projects for roads (20 projects), BL-8090454
- Annex 11: List of road projects in 12 Municipalities (29 projects), BL-8090455
- Annex 12: List of 135 projects for Rehabilitation of Roads and Bridges in 12 Municipalities (Approved by CAFI in July 2017)
- Annex 13: List of 8 projects for rehabilitation of bridges (Approved by CAFI in July 2017)
- Annex 14: List of projects for the Maintenance and Rehabilitation Program (BL-9770101, 9770102 and 97701013)

Annex 1: The Budget of the Infrastructure Fund by Programs and Projects for 2020
5101 – Fundo de Infraestruturas (milhões de dólares), 30 – Conselho de Administração do Fundo de Infraestruturas

No.	Codigo	Dono do Projeto	Nome de Projeto	Nome de Subprojeto	Valor de Contrato / Custo Estimativo	Total pagamento Acumulado até Dezembro 2018	Total Despesas Jan - Julho de 2019	Total Despesas Estimativo Agu - Des de 2019	Saldo Estimasaun até Dezembro 2019	Alocação de Orçamento de 2020	Alocação de Orçamento de 2021	Alocação de Orçamento de 2022	Alocação de Orçamento de 2023	Alocação de Orçamento de 2024
					(\$'000)	(\$'000)	(\$'000)	(\$'000)	(\$'000)	(\$'000)	(\$'000)	(\$'000)	(\$'000)	(\$'000)
Total Programa (Incluido SGP & Empréstimo)					3,472,373	944,607	83,735	217,797	2,167,803	337,199	774,740	671,669	392,292	192,521
Total Programa (Excluido SGP & Empréstimo)					2,972,110	803,209	66,433	169,040	2,040,806	263,103	746,978	654,118	380,236	189,357
Program Agricultura					88,449	8,243	-	1,559	78,604	2,561	18,352	30,157	21,024	6,612
1	7970105	MAP	Construção e supervisao da Irrigação de Maukola	Construction and supervision of irrigation Maukola	9,703	-	-		9,703		1,000	3,000	4,703	1,000
2	7970106		Construção e supervisao da Irrigação de Beikala	Construction and supervision of irrigation Beikala	8,112	-	-		8,112		800	2,500	3,700	1,112
3	7970109	MAP	Construção de Irrigação da Buluto	Laleia River Protection (STA 00+191-00+750)	529	262	-	212	55	60				
				Construction of Cyclop concrete retaining wall in Vemase river	929	836	-	93	-	53				
4	7970110	MAP	Construção e supervisao da Irrigação de Galata	Construção e Supervisão de Irrigação de Galata	11,207	-	-	-	11,207	1,000	4,922	4,164	1,121	
5	7970111	MAP	Construção e supervisao da Irrigação de Larisula	Construção e Supervisão de Irrigacao de Larisula	6,316	5,685	-	632	(0)	-	-	-		
				Construção e Supervisão de Irrigacao de Larisula	968	838		44	86	-		-		
6	7970112	MAP	Construção e supervisao da Irrigação de Dardau	Construção e Supervisão de Irrigação de Dardau	4,927	-		501	4,427	1,305	2,629.6	493		
7	7970120		Construção e Supervisão de Irrigação de Oebaba Fase II	Construção e Supervisão de Oebaba, Raibere e Carauulun irigasau Fase II	483	440				43				
8	7970126	MAP	Consepcao, Konstrusaun e Supervisao do Porto Pesqueiro, Metinaro	Detailed Engineering Design of New Fisherman Port, Suco Duyung, Metinaro	273	182		78	14	100				
				Construção e supervisao do Porto Pesqueiro, Metinaro	45,000				45,000	-	9,000	20,000	11,500	4,500
Program Água e Sanitação					84,622	952	50	1,302	78,718	3,800	41,204	30,635	11,733	4,000
1	7980101	MOP	Plano mestre, concepção de sistema e estudos relativos a Água e Saneamento (nível nacional)	Detailed Engineering Design (DED) of Dili Water Supply	3,771	-	-	500	3,271	310	2,582	379		
2	7980102	MOP	Construção e supervisão de Água e Saneamento (nível nacional)	Construção e supervisão de Água e Saneamento (Dili Water Supply)	10,000				10,000		5,000	2,000	3,000	
3				Detailed Engineering Design (DED) of Dili Sanitation and Drainage Master Plan-Phase II	1,058	433	-	529	96	500				
4	7980104	MOP	Construção e supervisão de Esgotos em Dili	Construction and supervision for Sewerage Treatment (CSTS) in Taibesi	1,382				1,382		500	944	138.23	
5				Construction and supervision for Sewerage Treatment (CSTS) in Manleuana	1,547				1,547		500	1,093	154.74	
6				Construction and supervision for Sewerage Treatment (CSTS) in Bairro Pite	1,400				1,400		500	460	140	
7				Construction and supervision for Sewerage Treatment (CSTS) in Fatuhada	1,400				1,400		500	460	140	
8	7980106	MOP	Fornecimento de Agua em Dili (PPP)	Consulting services for Dili water supply PPP (Feasibility Study)	540	301	50	163	27	190	27			

Annex 1: The Budget of the Infrastructure Fund by Programs and Projects for 2020 (continuation)

No.	Código	Dono do Projecto	Nome de Projeto	Nome de Subprojeto	Valor de Contrato / Custo Estimativu	Total pagamento Acumulado até Dezembro 2018	Total Despesas Jan - Julho de 2019	Total Despesas Estimativo Agu - Des de 2019	Saldo Estimasaun até Dezembro 2019	Alocação de Orçamento de 2020	Alocação de Orçamento de 2021	Alocação de Orçamento de 2022	Alocação de Orçamento de 2023	Alocação de Orçamento de 2024
					(\$'000)	(\$'000)	(\$'000)	(\$'000)	(\$'000)	(\$'000)	(\$'000)	(\$'000)	(\$'000)	(\$'000)
Total Programa (Incluido SGP & Empréstimo)					3,472,373	944,607	83,735	217,797	2,167,803	337,199	774,740	671,669	392,292	192,521
Total Programa (Excluido SGP & Empréstimo)					2,972,110	803,209	66,433	169,040	2,040,806	263,103	746,978	654,118	380,236	189,357
9	7980107	MOP	Estudo, Desenho e Construção Linha de Distribuição Água Potavel nas Zonas 2-9 em Dili e Suai	Estudo Desenho e Construa Linha de Distribuicao Agua Potavel nas Zonas 2-9 em Dili e Suai		-	-		-					
10				Drilling and Installation of water pump and construction of 100m ³ of the Reservoir at Hospital National Guido Valadares (HNGV)	254	218	-	30	6					
11	7990106	MOP	Estudo, Construção e Supervisão Baragem ba Retenção Be	Feasibility Study of Surface Water Resource Development for the Water Supply of Dili Metropolitan Area	480	-	-	46	434	200	188			
12				Pre- Feasibility Study of a Ground Water Resources Development Project for the Water Supply of Dili Metropolitan Area	342	-	-	34	307	100	207			
13				Detailed Design for water retention and transmission	3,000				3,000	200	1,300	700	300	
14				Construction and Supervision for water retention and transmission	40,000				40,000		10,000	20,000	6,000	4,000
15				Priorização dos recursos hídricos nacionais e desenvolvimento Baragem programa de monitorização dos recursos hídricos e estudos - <i>surface water</i>	3,000				3,000	400	1,500	800	300	
16				Priorização dos recursos hídricos nacionais e desenvolvimento Baragem programa de monitorização ba <i>ground water</i>	2,000				2,000	400	13,400	200		
17	7980111	MOP	Desenvolvimento de infraestrutura de abastecimento de água e saneamento em Centros Municipais	Design, Construction and Supervision of Water supply and Sanitation infrastructure development in Municipal Centers (Baucau, Lospalos, Same, Vequeque)	2,788				2,788					
18	New	MOP	Planeamento, desenvolvimento, operação e manutenção dos sistemas de saneamento em Dili – águas residuais, drenagem e resíduos sólidos	Planeamento, desenvolvimento, operação e manutenção dos sistemas de saneamento em Dili – águas residuais, drenagem e resíduos sólidos	8,060				8,060	500	3,000	3,000	1,560	
19	New	MOP	Design, construction and Supervision of Urban water supply and sanitation for 7 municipalities (Covalima, Aileu, Ainaro, Bobonaro, Ermera, Liquica and Manatuto)	Design, construction and Supervision of Urban water supply and sanitation for 7 municipalities (Covalima, Aileu, Ainaro, Bobonaro, Ermera, Liquica and Manatuto)	3,600					1,000	2,000	600		
Programa Desenvolvimento Urbano e Rural					41,851	9,630	2,623	11,274	18,324	12,051	6,000	3,000	1,000	-
1	7990104	MF/MPIE	Studos e plano de concepção para Planeamento Urbano a nível nacional	Plano Espacu Nasional	1,220	671	-	488	61	488				
2	7990105	MF/MPIE	Plano Lidar e Mapeamento a todo o territorio	Pesquisa integrado do Geofísico Aéreo em Timor Leste/Lidar Segunda Fase	22,631	8,959	2,623	8,786	2,263	3,563				
3	7970123	MAE	Gesatão Resíduos solidos Urbana do Município de Dili		18,000		-	2,000	16,000	8,000	6,000	3,000	1,000	

No.	Codigo	Dono do Projecto	Nome de Projeto	Nome de Subprojeto	Valor de Contrato / Custo Estimativu	Total pagamento Acumulado até Dezembro 2018	Total Despesas Jan - Julho de 2019	Total Despesas Estimativo Agu - Des de 2019	Saldo Estimasaun até Dezembro 2019	Alocação de Orçamento de 2020	Alocação de Orçamento de 2021	Alocação de Orçamento de 2022	Alocação de Orçamento de 2023	Alocação de Orçamento de 2024
					(\$'000)	(\$'000)	(\$'000)	(\$'000)	(\$'000)	(\$'000)	(\$'000)	(\$'000)	(\$'000)	(\$'000)
Total Programa (Incluido SGP & Empréstimo)					3,472,373	944,607	83,735	217,797	2,167,803	337,199	774,740	671,669	392,292	192,521
Total Programa (Excluido SGP & Empréstimo)					2,972,110	803,209	66,433	169,040	2,040,806	263,103	746,978	654,118	380,236	189,357
Program Edifícios Públicas					145,853	13,138	34	2,375	130,305	10,430	35,455	54,907	43,384	27,551
1	8000101	MCIA	Construção do mercado de Taibesi	New Construction of Taibesi Market Phase II	2,480	2,480	-	-	0	-	-	-	-	-
2				Construction of Taibessi and Manleuana Fish Market	781	781	-	-	-	-	-	-	-	-
3				New Construction of Parking Area at Taibesi Market	1,256	1,155	-	-	101	-	-	-	-	-
4	8000103	PN	Edifício do Parlamento Nacional	Konstrusaun Edifício do Parlamento Nacional		-	-	-	-	-	1,000	1,000	1,000	-
5				Supervisaio ba Konstrusaun Edifício do Parlamento Nacional			-	-	-	-	200	100	100	
6	8000104	CFP	Construção Edifício CFP	Konstrusaun Edifício Foun Comisaun Funsau Publica	1,580	959	-	168	453	-	-	-	-	-
7	8000105	INAP	Concepção, construção e supervisão de edificio e instalações da Administração Pública em Dili	Master Plan and Detailed Architecture and Engineering Design of Training and Dormitory Building of the INAP	280	280	-	-	-	-	-	-	-	-
8	8000108	SEAPRI	Reabilitação do edificio Banco Comercial	Detailed Engineering Design of New Head Office Building of The National Commercial Bank of Timor-Leste	661	661	-	-	-	-	-	-	-	-
9	8000110	Tribunal Rekursu & MdJ	Construção novo edificio de Investigacao Criminal	Konstrusaun Edifisiu Foun ba Polisia Siéntifika ho Investigasaun Kriminál, Dili, Timor-Leste	22,991	-	-	-	22,991	900	9,900.00	9,900.00	2,291.17	
10				Supervisaun Konstrusaun Edifisiu Foun ba Polisia Siéntifika ho Investigasaun Kriminál, Dili, Timor-Leste				-	-	100	200.00	200.00	100.00	
11	8000111	Tribunal Rekursu & MdJ	Construção edificios de Tribunais (STJ; TSAFC; CSM)	Konstrusaun Edifício Tribunal Supremo e Justica	10,908	-	-	-	10,908		1,000.00	2,726.95	2,726.95	2,726.95
12				Supervisaio Konstrusaun Edifício Tribunal Supremo e Justica				-	-		100.00	200.00	100.00	
13	8000112		Construção edificio Defensoria Publica		-	-	-	-	-		-	-	-	-
14	8000113	MAP	Concepção, construção e supervisão do novo edificio do MAP em Dili	Construção e supervisão do novo edificio do MAP em Dili	16,000	-	-	-	16,000		1,000	5,000	5,000	5,000
15				Supervisaio construção e supervisão do novo edificio do MAP em Dili	640				640		100	200	200	140
16	8000114		Concepção, construção e supervisão do novo edificio do DNAS em Dili		-	-	-	-	-		-	-	-	-
17	8000117	CAC	Projetu Konstrusaun Edifício CAC	Consulting Services for detailed Engineering Design of CAC Office Building	257	177	-	79	-	79	-	-	-	-
18				Construction of CAC Office Building	13,000				13,000		885	4,000	4,000	4,115
19				Construction Supervision of CAC Office Building	520				520		130	130	130	130
20	8000118		Konstrusaun Edifício Museu da resistencia Nacional	Konstrusaun Edifício Museu da resistencia Nacional	500	-	-		500		200	200	100	-
21	8000119	MOP	Novo edificio Instituto de Gestao Equipamentos	Novo edificio Instituto de Gestao Equipamentos	2,090	-	-	224	1,866		500	1,000	1,000	-
22	8000121	MOP	Construção de novo edificio do Ministerio Obras Publicas	Construção de novo edificio do Ministerio Obras Publicas	10,000	-	-		10,000		100	4,000	4,000	1,000
23	8000129	MF	Construção residencia primeiro presidente do Parlamento Nacional	Construção residencia primeiro presidente do Parlamento Nacional	1,371	1,107	-	264	-		264		-	-
24				Supervisão residencia primeiro presidente do Parlamento Nacional	77	77	-	-	-		-	-	-	-

No.	Codigo	Dono do Projecto	Nome de Projeto	Nome de Subprojeto	Valor de Contrato / Custo Estimativu	Total pagamento Acumulado até Dezembro 2018	Total Despesas Jan - Julho de 2019	Total Despesas Estimativo Agu - Des de 2019	Saldo Estimasaun até Dezembro 2019	Alocação de Orçamento de 2020	Alocação de Orçamento de 2021	Alocação de Orçamento de 2022	Alocação de Orçamento de 2023	Alocação de Orçamento de 2024
					(\$'000)	(\$'000)	(\$'000)	(\$'000)	(\$'000)	(\$'000)	(\$'000)	(\$'000)	(\$'000)	(\$'000)
Total Programa (Incluido SGP & Empréstimo)					3,472,373	944,607	83,735	217,797	2,167,803	337,199	774,740	671,669	392,292	192,521
Total Programa (Excluido SGP & Empréstimo)					2,972,110	803,209	66,433	169,040	2,040,806	263,103	746,978	654,118	380,236	189,357
25	8000131	MCIA	Construção do mercado de Manleuana				-	-	-	-	-	-	-	-
26	8000132		Desenho detalhado e construção Residencia											
27	8000132		Desenho detalhado e construção Residencia Defensoria Publica em 12 Distritos	New Construction of security and Fence - Procuradoria Viqueque Municipality (Bazeia ba desijaun CAFI)	54	49	-	-	5	-	-	-	-	-
28				Rehabilitation to repair the wall & office for the Baucau District Court, Timor-Leste (Bazeia ba desijaun CAFI)	121	12	-	-	109	-	-	-	-	
29				Detailed Engineering Design of The New Office of Tribunal Distrital de Dili (Bazeia ba desijaun CAFI)	379	379	-	-	-	-	-	-	-	
30				Rehabilitation to Repair the Wall & Office for the District Court of Suai, Timor-Leste	278	278	-	-	-	-	-	-	-	
31	8000135		Preparasaun Desenho Detalhado de Edificio da Residencia Oficial e Oficio do Presidente da Republica	Preparasaun Desenho Detalhado de Edificio da Residencia Oficial e Oficio do Presidente da Republica		-	-	-	-	-	-	-		
32	8000137		Construção de novo edificio do Ministerio Comercio Industria e Ambiente, Dili	Construção de novo edificio do Ministerio Comercio Industria e Ambiente, Dili		-	-	-	-					
33	8000139		Estudo e dezenho centro comercial em Taibesi	Estudo e dezenho centro comercial em Taibesi		-	-	-	-					
34	8000141		Estudo e dezenho centro de processamento lixo	Estudo e dezenho centro de processamento lixo		-	-	-	-					
35	8000142		Construção de novos Mercados de Ainaro, Maliana, Loes e Manatuto	Construção de novos Mercados de Ainaro, Maliana, Loes e Manatuto		-	-	-	-		500	500		
36	8000143	MCIA	Rest Place - Loes (Alargamento ponte, haluan fatin stasiun kareta ho restorante)	Detailed Design for New Market and Terminal in Loes	172	172	-	-	-		-	-		
37	8000148		Construção Novo edificio de Petroleo do MPRM	Construção Novo edificio de Petroleo do MPRM		-	-	-	-		-	-		
38	8000149		Construção Novo edificio da Instituição de Petroleo e Geologia	Construção Novo edificio da Instituição de Petroleo e Geologia		-	-	-	-					
39	8000152		Construção Centro Juvenil	Construção Centro Juvenil		-	-	-	-					
40	8000153	INAP	Construção do Novo Edificio da INAP	Konstrusaun Edificio Foun INAP	25,361	38	-	-	25,323		1,000	10,162	8,081	6,081
41				supervisaun Konstrusaun Edificio Foun INAP	1,014				1,014		250	264	264	250
42	8000155		Estudo e Desenho (e Construção, Supervisão) de Laboratório em Tibar	Estudo e Desenho (e Construção, Supervisão) de Laboratório em Tibar		-	-	-	-					
43	8000158		Construção do Banco Nacional de Desenvolvimento, Dili	Construção do Banco Nacional de Desenvolvimento, Dili		-	-	-	-					
44	8000161		Construção do Edificio Arquivo Nacional	Construção do Edificio Arquivo Nacional	500	-	-	-	500		500	500		
45	8000191	MOP	Desenho e Construção Edificio OJETIL em Lecidere	Konstrusaun Edificio OJETIL	1,753	-	-	876.74	877	351	526	500	-	-
46		MOP		Detailed Engineering Design (DED) for New OJETIL Office	106	106	-	-	-					
47	8000193	Tribunal Rekursu	Desenho e Construção Edificio Tribunais Municipio	Rehabilitation to repair the wall & office for the Baucau District Court, Timor-Leste	-	-	-	-	-					
48					Detailed Engineering Design of The New Office of Tribunal Distrital de Dili	-	-	-	-	-				
49				Rehabilitation to Repair the Wall & Office for the District Court of Suai, Timor-Leste	351	32	34	-	284					
50				Construção Edificio Tribunais Municipio (Distrital Dili)	13,000				13,000	5,800	5,000	1,300	1,200	
51				Supervisao Construção Edificio Tribunais Municipio (Distrital Dili)	520	-	-	-	520	200	200	120		

No.	Codigo	Dono do Projecto	Nome de Projeto	Nome de Subprojeto	Valor de Contrato / Custo Estimativu	Total pagamento Acumulado até Dezembro 2018	Total Despesas Jan - Julho de 2019	Total Despesas Estimativo Agu - Des de 2019	Saldo Estimasaun até Dezembro 2019	Alocação de Orçamento de 2020	Alocação de Orçamento de 2021	Alocação de Orçamento de 2022	Alocação de Orçamento de 2023	Alocação de Orçamento de 2024
					(\$'000)	(\$'000)	(\$'000)	(\$'000)	(\$'000)	(\$'000)	(\$'000)	(\$'000)	(\$'000)	(\$'000)
Total Programa (Incluido SGP & Empréstimo)					3,472,373	944,607	83,735	217,797	2,167,803	337,199	774,740	671,669	392,292	192,521
Total Programa (Excluido SGP & Empréstimo)					2,972,110	803,209	66,433	169,040	2,040,806	263,103	746,978	654,118	380,236	189,357
52	8000194	MAE	Construção Edifício Asembleias Municipal em Manatuto, Construção Edifício Administração Municipal em Manatuto, Reabilitação residencia de Saútuto de Manatuto	Konstrusaun & supervisao Edificio Asembleia Municipal -Manatuto	4,225				4,225		1,000	1,000	1,000	1,225
53				Konstrusaun & supervisao Edificio Administrasaun Municipio Manatuto	5,883				5,883		1,000	2,000	2,000	883
54				Konstrusaun & supervisao Residencia Saututo Administrasao Municipio Manatuto	1,586				1,586		500	500	586	
55	8060104	MJ	Construção de Edifício do Ministério da Justiça	Konstrusaun no Sepervisao Edificio Foun Ministerio Justica	4,424	3,765	-	659	-		400	400	-	-
56					734	631	-	103	-		-	-	-	-
57	Novo	SECOMS	Preparasaun Desenho Detalhado e Konstrusaun ba Edificio RTTL no TATOLI iha Aimutin	Preparasaun Desenho Detalhado e Konstrusaun ba Edificio RTTL no TATOLI iha Aimutin	6,000					1,000	2,000	1,400	600	
58	Novo	SEFOPE	Konstrusaun excelencia ba Mao de Obra Kualifikada (SEMK)/Timor-Leste Center of Excellence for Qualified Workforce (TL-CEQW)	Konstrusaun excelencia ba Mao de Obra Kualifikada (SEMK)/Timor-Leste Center of Excellence for Qualified Workforce (TL-CEQW)	15,000	-	-	-	15,000	2,000	7,000	4,500	1,500	-
59	Novo	MSS	Konstrusaun Jardim da Chama Eterna	Konstrusaun Jardim da Chama Eterna	5,509	-	-	-	5,509	-	-	3,104	2,405	-
60	Novo	SERVE	Construction of the Office Building for SERVE, IP	Construction of the Office Building for SERVE, IP	8,000	-	-	-	8,000	-	-	-	4,000	4,000
61	Novo	MSS	Construction of Public Cemetery in Metinaro, Dili	Construction of Public Cemetery in Metinaro, Dili	6,000	-	-	-	6,000	-	-	-	1,000	2,000
Program Educação					126,980	1,971	-	-	125,008	5,409	32,456	37,376	30,806	19,461
1	8010101	ME	Construção de Nova Escola Polo de Baucau, de Referência da Escola Portuguesa de Dili	Construção Escola Polo Baucau	677	566	-	-	111	68	43			
2	8010102	ME	Construção de Nova Escola Polo de Same, de Referência da Escola Portuguesa de Dili	Construção Escola Polo Same	664	598	-	-	66		66			
3	8010103		Construção das facilidades das escolas Polos de Ermera, de Referência da Escola Portuguesa de Dili											
4	8010106	ME	Construção das facilidades das escolas Polos de Manatuto, de Referência da Escola Portuguesa de Dili	Konstrusaun Escola Polo Manatuto	912	807	-	-	105	91	14			
5	8010107		Construção de Politecnicas de Lospalos e Suai				-		-					
6	8010109	MEJD	Nova construção de novo edificio da escola CAFE de Municipio de Lautem	Nova construção de novo edificio da escola CAFE de Municipio de Lautem	1,032				1,032	450	478	103		
7	8010110	MEJD	Nova construção de novo edificio da escola CAFE de Municipio de Liquisa	Nova construção de novo edificio da escola CAFE de Municipio de Liquisa	969				969	450	422	97		
8	8010111	MEJD	Nova construção de novo edificio da escola CAFE de Municipio de Aileu	Nova construção de novo edificio da escola CAFE de Municipio de Aileu	1,108				1,108	450	547	111		
9	8010112	MEJD	Nova construção de novo edificio da escola CAFE de Municipio de Covalima	Nova construção de novo edificio da escola CAFE de Municipio de Covalima	982				982	450	434	98		
10	8010114	MESCC	Construção do Instituto Politécnico de Manatuto (Indústria Pesqueira)	Konstrusaun Escola Akademika Peskas Manatuto (Eskola, Dormitoriu, Laboratorium, kantin, Fasilidade Desportu, Residencia ba Dosente sira, Dormitoriu ba Estudante, inklui infraestrutura basiku)	39,844	-	-	-	39,844		5,961	10,961	10,961	11,961
11	8010118		Construção de Nova Escola de Oecusse				-		-					
12	8010119	MESCC	Konstrusaun de Escola Polytecnica de aileu e Betano	Konstrusaun Escola Politecnico Betanu (Eskola, Dormitoriu, Laboratorium, kantin, Fasilidade Desportu, Residencia ba Dosente sira, Dormitoriu ba Estudante, inklui infraestrutura basiku)	21,000		-	-	21,000	1,500	8,000	5,000	4,400	2,100

No.	Codigo	Dono do Projecto	Nome de Projeto	Nome de Subprojeto	Valor de Contrato / Custo Estimativu	Total pagamento Acumulado até Dezembro 2018	Total Despesas Jan - Julho de 2019	Total Despesas Estimativo Agu - Des de 2019	Saldo Estimasaun até Dezembro 2019	Alocação de Orçamento de 2020	Alocação de Orçamento de 2021	Alocação de Orçamento de 2022	Alocação de Orçamento de 2023	Alocação de Orçamento de 2024
					(\$'000)	(\$'000)	(\$'000)	(\$'000)	(\$'000)	(\$'000)	(\$'000)	(\$'000)	(\$'000)	(\$'000)
Total Programa (Incluido SGP & Empréstimo)					3,472,373	944,607	83,735	217,797	2,167,803	337,199	774,740	671,669	392,292	192,521
Total Programa (Excluido SGP & Empréstimo)					2,972,110	803,209	66,433	169,040	2,040,806	263,103	746,978	654,118	380,236	189,357
13	8010201	UNTL	Construção e supervisão detalhadas relativamente à Universidade Nacional (Dili)	Konstrusaun Kampus ba Faculdade Agricultura - UNTL iha Hera	24,000		-	-	24,000	1,000	8,400	7,200	5,000	2,400
14	Novo	MEJD	Nova construção de novo edificio da escola CAFE de Municipio de Ainaru	Nova construção de novo edificio da escola CAFE de Municipio de Ainaru	1,134				1,134	450	570	113		
15	Novo	MEJD	Actividade: Continuação da Construção da fase 2 do edificio escolar do CAFÉ de Municipio de Baucau	Actividade: Continuação da Construção da fase 2 do edificio escolar do CAFÉ de Municipio de Baucau	204				204		184	20		
16	Novo	MEJD	Actividade: Continuação da Construção da fase 2 do edificio escolar do CAFÉ de Municipio de Manatuto	Actividade: Continuação da Construção da fase 2 do edificio escolar do CAFÉ de Municipio de Manatuto	771				771		231	463	77	
17	Novo	MEJD	Actividade: Continuação da Construção da fase 2 do edificio escolar do CAFÉ de Municipio de Ermera	Actividade: Continuação da Construção da fase 2 do edificio escolar do CAFÉ de Municipio de Ermera	1,209				1,209		363	725	121	
18	Novo	MEJD	Actividade: Continuação da Construção da fase 2 do edificio escolar do CAFÉ de Municipio de Bobonaro	Actividade: Continuação da Construção da fase 2 do edificio escolar do CAFÉ de Municipio de Bobonaro	1,184				1,184		355	711	118	
19	Novo	MEJD	Actividade: Continuação da Construção da fase 2 do edificio escolar do CAFÉ de Municipio de Manufahi	Actividade: Continuação da Construção da fase 2 do edificio escolar do CAFÉ de Municipio de Manufahi	1,289				1,289		387	773	129	
20	Novo	MESCC	Nova Cidade Universitaria em Aileu (Dili)		30,000		-	-	30,000	500	6,000	11,000	10,000	3,000
21	Novo	MESCC	Construção da Politécnica de Hotelaria e Turismo em Lospalos, Lautém	Politeknika Hotelaria e Turismo Lospalos, Lautem	-	-	-	-	-	-	-	-	-	-
Programa Energia Eléctrica					71,520	42,844	789	14,641	9,046	16,956	5,434	7,800	1,200	-
1	8020101		Reabilitação das linhas de Média Voltagem - Distribuição	Refer to ANNEX 2 - Reabilitação das linhas de Média Voltagem - Distribuição	18,259	13,599	-	3,593	1,067	2,402	1,244	-	-	-
2	8020257		141 Reabilitação das Linhas de Media Voltagem-Distribuição - O projeto foi implementado, mas contrato ainda não feito	Refer to ANNEX 2 - Reabilitação das Linhas de Media Voltagem-Distribuição - O projeto foi implementado, mas contrato ainda não feito	49,061	29,245	789	11,048	7,979	10,554	2,190	-	-	-
3	Novo	MOP	Melhoramento no Suplly Energia Elektricidade husi Sub Stasaun Liquisa ba Portu Tibar		1,200					2,000	1,000	7,800	1,200	
4	Novo	MOP	Konstrusaun e Supervisaun Sub Stasaun Foun iha Tibar		3,000					2,000	1,000			
Program Equipamento Informatico					49,276	8,777	1,210	1,637	15,652	15,366	16,937	1,000	2,876	3,124
1	8030101		Projecto de Conectividade Nacional	Projecto de Conectividade Nacional VI	806	679	-	-	127		363			
2				Satellite Internet Connectivity Upgrade from 20 Mbps to 60/80 Mbps	1,858	1,819	-		39	-				
3	8030103		Satellite Internet Connectivity Upgrade from 20 Mbps to 60/80 Mbps	Upgrad modem and internet bandwidth and supply of supporting material	779	779	-		0	-				
4				Upgrading of Satellite Bandwidth from 100 Mbps to 200 Mbps	4,984	1,061	1,210	1,637	1,076		200			
5	8030104		Extensaun do PCN II de Network Fibra-Optica	Extensaun do PCN II de Network Fibra-Optica	11,849	4,438	-	-	7,411		1,400			
6				Data Center of GPM Fibra-Optica					-		594			
7	Novo	MPIE	Estudo e Instalação da Fibra Optica	Estudo no Installasaun Fibra Optica	22,000					15,366	14,380			
8	Novo		Central Forecasting system	Central Forecasting system	7,000				7,000			1,000	2,876	3,124

No.	Codigo	Dono do Projecto	Nome de Projeto	Nome de Subprojeto	Valor de Contrato / Custo Estimativu	Total pagamento Acumulado até Dezembro 2018	Total Despesas Jan - Julho de 2019	Total Despesas Estimativo Agu - Des de 2019	Saldo Estimasaun até Dezembro 2019	Alocação de Orçamento de 2020	Alocação de Orçamento de 2021	Alocação de Orçamento de 2022	Alocação de Orçamento de 2023	Alocação de Orçamento de 2024		
					(\$'000)	(\$'000)	(\$'000)	(\$'000)	(\$'000)	(\$'000)	(\$'000)	(\$'000)	(\$'000)	(\$'000)		
Total Programa (Incluido SGP & Empréstimo)					3,472,373	944,607	83,735	217,797	2,167,803	337,199	774,740	671,669	392,292	192,521		
Total Programa (Excluido SGP & Empréstimo)					2,972,110	803,209	66,433	169,040	2,040,806	263,103	746,978	654,118	380,236	189,357		
Program Saúde					30,846	8,871	285	1,446	19,936	651	5,095	9,471	3,702	1,930		
1	8050101	MS	Construção do Hospital de Baucau	Construção do Hospital de Baucau	9,898	8,476	-	900	523		900	-	-	-		
2				Water system installation to the Hospital Referral Baucau	181	131	40	10	-		-	-	-	-		
3				Additional works of Building 09 (Support Building), Building 10 (Café), Building 13 (Generator set), Water Tank & Covered Walk Way at Hospital Referral Baucau	30	-	25	7	(2)	-	-	-	-	-		
4				Alterasaun sala Raio X (X-Ray) Hospital Referensia Baucau	61	-	-	51	11		5	-	-	-		
5	8050102		Construção de Clínica de Maternidade	Construção de Clínica de Maternidade		-	-	-	-		-	-	-	-		
6	8050104		Desenho, construção e supervisao edificio de "Cuidado Intensivo de Cardiaco" Hospital Guido Valadares	"Cuidado Intensivo de Cardiaco" Hospital Guido Valadares		-	-	-	-		-	-	-	-		
7	8050107		Construção do Edificio da Unidade de Cuidado Intensivo (ICCU), Hospital Nacional Guido Valadares	Extension of ICCU Building and reinstallation of MV line and underground cable at HNGV	244	-	-	244	-		244		-	-		
8				Construção e supervisão do Edificio da Unidade de Cuidado Intensivo (ICCU), Hospital Nacional Guido Valadares	308					277	31					
9	8050109		Reabilitação e Konstrusaun do Edificio do Antigo Hospital Dr. Antonio Carvalho, ICCU, Sames, Acut Care, Cuidado de Emergencia			-	-	-	-				-	-		
10	8050110	MS	Construção de edificio da Unidade de Pediatria, Hospital Nacional Guido Valadares	New Construction of Extension Room for Medical Equipment MRI at HNGV	57	-	24	33	-	43	-	-	-	-		
11					Extention of Sterilisator (Auto Clave) Room at HNGV	57	46	-	11	-	-	-	-	-	-	
12					New contraction of Acute Care Building of HNGV	375	-	196	179	-		45	-	-	-	
13					Consulting Services for Detail Engineering Design for Pediatric and ICCU Building in HNGV	230	219	-		12		12				
14					Construction a of Pediatric and ICCU Building in HNGV	17,550			12	17,538	231	3,508	8,769	3,277	1,754	
15					Construction supervision of Pediatric and ICCU Building in HNGV	1,755				1,755	100	351	702	426	176	
16					Master Plan for Nacional Hospital Guido Valadares in Bidau	100	-	-		100						
Program Segurança e Defesa					63,389	1,921	-	1,795	58,565	4,531	27,149	21,779	6,243	-		
1	8060105		Quartéis PNTL de Distrito	Construção da Quarter PNTL Municipio Lautem	180	162	-	18	-		18					
2	8060201		Konstrusaun Quartel General PNTL em Caicoli	Construção Quartel General PNTL em Caicoli	10,178	-	-	-	10,178	1,800	6,700	660	1,018			
3				Supervizaun Quartel Geral PNTL em Caicoli	594				594	200	300	94				
4	8060106		Esquadras PNTL			-	-	-	-	-	100	125	25			
5	8060109		Melhoramento infraestruturas PNTL	Novo Construção Bairos da Policia Municipio de Aileu	1,146	654	-	377	115	115	-	-				
6	8060102		Posto FFDTL	Construção Posto Militar F-FDTL Pante Makasar	457	331	-	-	126	127	45	-				
7					Servicos cutting landscape, Liña elietricidade no be mos ba Posto FFDTL Pante Makasar	1,752	-		1,129	623	623	248	-			
8					Construção posto militar F-FDTL Atauro	1,204	96				66					
9	8060103		Construção do Edificio da Policia Militar	Nova construção base militar e edificio de alojamento	877	677		121	79		88					
10	8060301		Construção do Novo Edificio Ministerio da Defesa em Fatuhada	Construção do Novo Edificio Ministerio da Defesa em Fatuhada	7,000	-		150	6,850	100	3,150	2,900	700			
11	8060111		Construção do Instituto de Defesa Nacional	Construção Edificio do Instituto de Defesa Nacional em Kaiteu Postu Adminitrativo de Liquica	30,000	-	-	-	30,000	1,000	12,000	13,000	4,000			
12	Novo		Construção e e supervisão do Porto Naval Hera	Konstrusaun Porto Naval Hera	5,000				5,000	500	4,000	500				
13	Novo		Construção e supervisão do Bairro Militar	Konstrusaun Bairro Militar	5,000				5,000		500	4,500	500			

No.	Codigo	Dono do Projecto	Nome de Projeto	Nome de Subprojeto	Valor de Contrato / Custo Estimativu	Total pagamento Acumulado até Dezembro 2018	Total Despesas Jan - Julho de 2019	Total Despesas Estimativo Agu - Des de 2019	Saldo Estimasaun até Dezembro 2019	Alocação de Orçamento de 2020	Alocação de Orçamento de 2021	Alocação de Orçamento de 2022	Alocação de Orçamento de 2023	Alocação de Orçamento de 2024
					(\$'000)	(\$'000)	(\$'000)	(\$'000)	(\$'000)	(\$'000)	(\$'000)	(\$'000)	(\$'000)	(\$'000)
Total Programa (Incluido SGP & Empréstimo)					3,472,373	944,607	83,735	217,797	2,167,803	337,199	774,740	671,669	392,292	192,521
Total Programa (Excluido SGP & Empréstimo)					2,972,110	803,209	66,433	169,040	2,040,806	263,103	746,978	654,118	380,236	189,357
Program Solidaridade e social					1,856	-	-	66	1,790	500	1,300	800	600	-
1	8070101	MSS	Monumento 12 de Novembro (Desenho, Supervisão e Construção)	Konstrusaun Monumento 12 de Novembro Supervisao Konstrusaun Monumento 12 de Novembro	1,656	-	-	66.10	1,590	400	900.00	200		
					200				200	100	100.00			
2	8070102		Jardim dos Heróis	Jardim dos Heróis		-	-		-		300	600	600	
3	Novo		Contrução de 6 escritorios regionais do MSS	Contrução de 6 escritorios regionais do MSS					-	-	-			
Program Tasi Mane					1,115,513	270,970	-	49,432	786,611	16,451	312,056	257,880	111,422	70,302
1	8080102	MPRM	Betano Petrochemical-Estudo detalhado de "Geotechnical e marine survey"	Betano Petrochemical-Estudo Detalhado de "Geotechnical and Marine Survey" - Estudo Geotechnico no Marine Facilities- Betano	2,500	-			2,500	750	1,750			
2				Pre-FEED and FEED Study for Betano Petrochemical	2,500					750	1,750			
3				Resettlement Second Phase for Betano Refinery Project	2,500					500	1,500	500		
4	8080201	MPRM	Construção e supervisão detalhadas relativamente a Estradas e Pontes (autoestrada Suai-Betano-Beaco)	Construction of Suai Beaco Highway Road Project Section 1: Suai - Fatucama/Mola	304,100	259,570	-	38,530	6,000	4,451	2,000	549		
5				Consultant service for contruction Supervision of Suai - fatucal/ Mola Section of the Suai - beaco Highway road Project	7,975	6,323	-	652	1,000		1,000			
6				Consultant Service for Review Design of Fatucal/Mola - Betanu Section of the Suai - Beaco Highway Road Project	2,344				2,344	1,000	1,344			
7	8080201	MPRM	Construção e supervisão detalhadas relativamente a Estradas e Pontes (autoestrada Suai-Betano-Beaco)	Resettlement for Suai Beaco Highway Road Project Section 2	20,036				20,036	2,500	17,536			
8				Construction of Suai Beaco Highway Road Project Section 2					-					
9				Consultant service for contruction Supervision Section 2										
10	8080208	MPRM	Estudo e Levantamento de Abastecimento de Agua-Dato Rua e Dato Tolu	Estudo e Levantamento do Abastecimento de Agua-Dato Rua e Dato Tolu	312	62	-	249	-					
11	8080301	MPRM	Concepção de construção e supervisão para o desenvolvimento de infra-estruturas na costa Sul em Suai - Base de Fornecimentos	Consultancy services for Design and Construction of Suai Supply Base	13,499	1,979	-	1,000	10,519	1,000	3,745	3,700	1,350	725
12				Resettlement for Suai Supply Base	20,036	3,036		1,000	16,001	1,000	3,781.50	2,781.50	2,781.50	5,656
13				Concepção de construção e Supervisão para o Desenvolvimento de Infra-estruturas na Costa Sul em Suai - Base de Fornecimentos - Dezeinho e Construir de Suai Supply Base	719,212	-	-	8,000	711,212	3,000	259,000	250,000	107,291	63,921
14	8080302	MPRM	Levantamento detalhado do local para o desenvolvimento de infra-estruturas na costa Sul em Beaco	Resettlement ba Liberasaun Rai no Aihoris ba Projectu TLNG Beaco	17,000	-			17,000	1,000	16,000			
15		MPRM		Konstrusaun ba rate mais e minus 1000 ba Projectu TLNG Beaco	3,500					500	2,650	350		
16	8080303	MPRM	Concepção e supervisão para o desenvolvimento de infra-estruturas na Costa Sul em Beaco			-			-					
17	8080304	MPRM	Análise da rota do gasoduto para o desenvolvimento de infra-estruturas na Costa Sul			-			-					
18	8080305	MPRM	Estudos ambientais (S/B/B) para o desenvolvimento de infra-estruturas na Costa Sul			-			-					
19	8080306	MPRM	Concepção: Estudos de viabilidade tecnica, comerciais e FEED			-			-					
20	8080401	MPMR	Concepção e estudos para o desenvolvimento de infra-estruturas na Costa Sul (porto multifunções de Suai)			-			-					

No.	Codigo	Dono do Projecto	Nome de Projeto	Nome de Subprojeto	Valor de Contrato / Custo Estimativu	Total pagamento Acumulado até Dezembro 2018	Total Despesas Jan - Julho de 2019	Total Despesas Estimativo Agu - Des de 2019	Saldo Estimasaun até Dezembro 2019	Alocação de Orçamento de 2020	Alocação de Orçamento de 2021	Alocação de Orçamento de 2022	Alocação de Orçamento de 2023	Alocação de Orçamento de 2024
					(\$'000)	(\$'000)	(\$'000)	(\$'000)	(\$'000)	(\$'000)	(\$'000)	(\$'000)	(\$'000)	(\$'000)
Total Programa (Incluido SGP & Empréstimo)					3,472,373	944,607	83,735	217,797	2,167,803	337,199	774,740	671,669	392,292	192,521
Total Programa (Excluido SGP & Empréstimo)					2,972,110	803,209	66,433	169,040	2,040,806	263,103	746,978	654,118	380,236	189,357
Program Aeroportos					112,026	60,542	-	6,323	42,492	8,854	12,843	12,817	10,347	
1	8080101	Mol/SERN /MoF	Concepção de construção e supervisão para o desenvolvimento de infra-estruturas na costa Sul (reabilitação do aeroporto de Suai)	Refer to ANNEX 3 - Aeroportos - 8080101	79,632	60,542	-	6,323	10,097	8,854	2,526	900	480	-
2	8090102	MTC	Concepção e estudos (incluindo levantamento de novas localizações) para o desenvolvimento do Aeroporto de Dili	Extensão Pista 08/26 na área Leste/Weste aeroporto IPNL Dili	29,394	-			29,394		8,867	10,367	9,867	294
3				Rehabilitation existing terminal of International Airport Presidente Nicolau Lobatu	500	-			500		450	50		
4				Estudo viabilidade ba Aeroporto Internasional Dili nia Expansaun iha futuro no Aeroportos regionais: Lospalos, Viqueque, Manufahi no Maliana										
5				Estudo no Desenho Aeroportu Internacional Presedente Nicolau Lobatu - Comoro		-	-		-					
6	8090103		Concepção de construção e supervisão para o desenvolvimento do Aeroporto de Dili	Estudo viabilidade ba Aeroporto Internasional Dili nia Expansaun iha futuro no Aeroportos regionais: Lospalos, Viqueque, Manufahi, no Maliana		-	-		-					
7	8090106		Concepção de construção e supervisão para o desenvolvimento do Aeroporto de Maliana			-	-		-					
8	8090107		Concepção e estudos para o desenvolvimento de infra-estruturas na Costa Sul (desenvolvimento de aeroporto de Viqueque)			-	-		-					
9	8090105		Concepção de construção (reabilitação e melhoria) e supervisão para o desenvolvimento do Aeroporto de Baucau											
10	Novo		Concepção e estudo de viabilidade para o aeroporto municipal	Estudo viabilidade ba Aeroporto Internasional Dili nia Expansaun iha futuro no Aeroportos regionais: Lospalos, Viqueque, Manufahi, no Maliana	2,500	-	-		2,500		1,000	1,500		
Program Preparação de Desenhos e Supervisao-Novos Projectos					20,090	2,044	-	746	6,300	13,993	11,700	950	-	-
1	8090501		Preparação de Desenhos e Supervisao-Novos Projectos	Refer to ANNEX 4 - Design and Supervision 8090501	15,590	2,044	-	746	1,800	9,993	11,050	950	-	-
2	Novo		Estudo de Fesibilidade para Projeto de Infraestrutura	Refer to ANNEX 4 - Design and Supervision 8090501	4,500	-	-	-	4,500	4,000	650	-	-	-
Program Estradas					866,827	292,941	53,729	68,020	617,944	129,165	195,964	170,282	125,646	47,913
1	8080203	MOP	Construção e supervisão para o desenvolvimento de estradas Dili-Liquisa e Tibar - Ermera (L-CF)	Construção e Supervisão para o Desenvolvimento de Estradas Tibar - Gleno	Refer to Program Empréstimo	8,874			280	-	-	-		
2		MOP		Construção e Supervisão para de Estradas Tibar - Liquica										
3	8080204	MOP	Construção e supervisão para o desenvolvimento de estradasDili-Mantuto-Baucau (L-CF)	Construção e Supervisão para o Desenvolvimento de Estradas Manatuto-Baucau	Refer to Program Empréstimo	11,724	211	400	2,361	2,000				
4		MOP		Construção e Supervisão para o Desenvolvimento de Estradas Dili-Manatuto										
5	8080205	MOP	Desenho Manatuto-Natarbora, Supervisao e Outros Custos associados ao desenvolvmneto de estradas (L-CF)	Construção e Supervisão para o Desenvolvimento de Estradas Manatuto - Laclubar Jancion	Refer to Program Empréstimo	5,779	1,246	877	888	780	108			
6		MOP		Construção e Supervisão para o Desenvolvimento de Estradas Laclubar - Natarbora										

No.	Codigo	Dono do Projecto	Nome de Projeto	Nome de Subprojeto	Valor de Contrato / Custo Estimativu	Total pagamento Acumulado até Dezembro 2018	Total Despesas Jan - Julho de 2019	Total Despesas Estimativo Agu - Des de 2019	Saldo Estimasaun até Dezembro 2019	Alocação de Orçamento de 2020	Alocação de Orçamento de 2021	Alocação de Orçamento de 2022	Alocação de Orçamento de 2023	Alocação de Orçamento de 2024
					(\$'000)	(\$'000)	(\$'000)	(\$'000)	(\$'000)	(\$'000)	(\$'000)	(\$'000)	(\$'000)	(\$'000)
Total Programa (Incluido SGP & Empréstimo)					3,472,373	944,607	83,735	217,797	2,167,803	337,199	774,740	671,669	392,292	192,521
Total Programa (Excluido SGP & Empréstimo)					2,972,110	803,209	66,433	169,040	2,040,806	263,103	746,978	654,118	380,236	189,357
Program Estradas					866,827	292,941	53,729	68,020	617,944	129,165	195,964	170,282	125,646	47,913
7	8090110	MOP	Estrada Soebada - Fatukamanaun	Road Rehabilitation Jct A09 Fatucamanaun Leohat 1, (Sta. 0+000 Km - 04 + 200 Km) Package 1 Municipio de Manatutu	4,169	2,007	181	400	1,581	834	667			
8	8090118	MOP	Construção de estrada de emergência implementado em 2013	Refer to ANNEX 5 - Estrada - 8090118	3,135	481	38	69	2,546	1,000	1,612	-	-	
9	8090124	MOP	Reabilitação de Estradas Asalainu - Com	Reabilitasaun de Estradas Asalainu - Com						-	-			
10	8090127	MOP	Construção e Supervisão de Estradas Baucau-Lautem (L-CF)	Road nrtwork Upgrading Sector Project, Upgrading and maintenance of Baucau - Lautem Road.	Refer to Program Emprestimo	1,313	133	2,000	3,326	2,500	826			
11	8090128	MOP	Construção e Supervisão de Estradas Maubara - Karimbala e Atabae - Motain (L-CF)	Road nrtwork Upgrading Sector Project, Upgrading and maintenance of Maubara - Karimbala and Atabae - Mota Ain Roads.		959	348	1,500	1,986	1,200	493	293		
12	8090129	MOP	Construção e Supervisão de Estradas Baucau-Viqueque (L-CF)	Konstrusaun estrada Baucau - Venilale	Refer to Program Emprestimo	-	-	1,350	7,649	4,000	1,825	1,825	1,000	
13		MOP		Konstrusaun estrada Venilale - Viqueque	Refer to Program Emprestimo	-	-	762	4,319	2,000	1,159	1,159	500	
14	8090204	MOP	Reabilitação de Estradas Ermera-Hatulia	Reabilitação de Estradas Ermera-Hatolia 12 km	2,050	1,602			448	275				
15	8090205	MOP	Reabilitação de Estradas Maubarra-Loes						-					
16	8090210	MOP	Reabilitação de Estradas Maubesse-Turiskai	Reabilitação de Estradas Maubise - Turiskai 10 km	2,208	1,933	215	-	60	-				
17	8090211	MOP	Reabilitação de Estradas Ossu - Viqueque	Emergency road Rehabilitation Project Package II from Ossu to Viqueque	4,003	3,247	186	214	356	189	212			
18	8090217	MOP	Construction of roads and running down-Linked Datugade Mota Ain - Integrated Postu						-					
19	8090222	MOP	Maubisse - Ainaro/Same	Reabilitação de Estradas Aituto-Same	25,954	22,001		3,893	59	-				
20	8090224	MOP	Reabilitação de Estradas Edmumu-Irabere	Reabilitação de Estradas Edmumu-Spatula in Uatulari/Irabere	1,639	667		100	872		876	164		
21	8090225	MOP	Reabilitação de Estradas Obrato-Laclo						-					
22	8090227	MOP	Reabilitação de Estradas Nacional (Potholes Repair)	Reabilitação de Estradas Nacionais (potholes repair)	9,937	9,676			261	-	-			
23	8090228	MOP	Reabilitação de Estradas sub-distritais de Watulari						-					
24	8090231	MOP	Reabilitação de Estradas Luro-Buihumau	Reabilitação de Estradas Luro - Bubuimau	4,950	4,243		-	707		495			
25	8090234	MOP	Reabilitação de Estradas no recinto de Cristo Rei						-					

No.	Codigo	Dono do Projecto	Nome de Projeto	Nome de Subprojeto	Valor de Contrato / Custo Estimativu	Total pagamento Acumulado até Dezembro 2018	Total Despesas Jan - Julho de 2019	Total Despesas Estimativo Agu - Des de 2019	Saldo Estimasaun até Dezembro 2019	Alocação de Orçamento de 2020	Alocação de Orçamento de 2021	Alocação de Orçamento de 2022	Alocação de Orçamento de 2023	Alocação de Orçamento de 2024
					(\$'000)	(\$'000)	(\$'000)	(\$'000)	(\$'000)	(\$'000)	(\$'000)	(\$'000)	(\$'000)	(\$'000)
Total Programa (Incluido SGP & Empréstimo)					3,472,373	944,607	83,735	217,797	2,167,803	337,199	774,740	671,669	392,292	192,521
Total Programa (Excluido SGP & Empréstimo)					2,972,110	803,209	66,433	169,040	2,040,806	263,103	746,978	654,118	380,236	189,357
Program Estradas					866,827	292,941	53,729	68,020	617,944	129,165	195,964	170,282	125,646	47,913
26	8090235	MOP	Reabilitação de Estradas - Controlo de Cheias	Refer to ANNEX 6 - Estrada - 8090235	10,845	9,210	-	1,301	334	550	1,086	-	-	
27	8090236	MOP	Reabilitação de Estradas - Manutencao Periodica						-					
28	8090241	MOP	Reabilitação de Estradas Lospalos -Lore						-					
29	8090242	MOP	Rehabilitasaun Estrada Karimbala Fase II 9 km						-					
30	8090251	MOP	Reabilitação de estradas distritais de Wiuka - Quelikai	Reabilitação de estrada Distritais de Wuka-Quelekai	3,451		399		3,052	500	1,500	637	415	
31	8090252	MOP	Rabilitação de estradas Dili-Manleuana-Solereima-Aileu 15 km	Refer to ANNEX 7 - Estrada - 8090252	26,225	6,429	1,256	1,212	17,329	2,262	7,067	5,000	3,000	
32	8090254	MOP	Construção ou reabilitação de Estradas Metinaro Lacio-Manatuto	Konstrusaun ou Reabilitasaun de Estrada Metinaro Lacio- Manatuto					-					
33	8090256	MOP	Konstrusaun de estrada alternativa Jakarta II	Emergency Construction of New Roads from Ainara Villa to Sarai (Jakarta II)	4,223	2,645		500	1,078	384	423			
34	8090257	MOP	Reabilitação de Estradas Viqueque- Uatulari	Rehabilitasaun Estrada Viqueque -Uatulari	-				-					
35	8090262	MOP	Rehabilitasaun Estradas Maubise - Bubur Laran Dalan ba Turiskai (Pacote I)	Reabilitação de Estradas Maubise-Bubur Laran Dalan na Turiskai (Pacote I)	3,875	3,481			394	388				
36	8090263	MOP	Reabilitação de estradas Maubisse-Bubur Laran-Turiskai Vila (Pacote II)						-					
37	8090266	MOP	Reabilitação de estrada Lacluta-Dilor						-					
38	8090267	MOP	Reabilitação e construção de estradas urbanas Fase II	Refer to ANNEX 8 - Estrada - 8090267	50,345	28,082	447	4,496	17,320	5,534	7,898	2,660	1,257	
39	8090268	MOP	Reabilitação no Konstrusaun de Estradas Maliana-Cailaco-Hatolia	Reabilitasaun Konstrusaun de estradas Maliana-Cailaco - Hatolia	-				-					
40	8090269	MOP	Reabilitação de Estradas Venilale-Fatulia-Waimuri	Reabilitasaun de estradas Venilale-Fatulia-Waimuri	-				-					
41	8090270	MOP	Construção e Supervisão de Estradas de Quatro Vias Tasi Tolu-Porto Tibar (L-CF)	Construção e Supervisão de Estradas de Quatro Vias Tasi Tolu-Porto Tibar (L-CF)	Referir o programa de empréstimos	4,378	353	1,000	2,525	1,900	625			
42	8090271	MOP	Rehabilitação de Estrada Bobonaro-Suai	Rehabilitacao de estrada Bobonaro - Suai					-					
43	8090272	MOP	Construção e Supervisão de Estrada Dili-Ainaro (Lot 2, 3, Lot 4 & Lot 5 -LB)	Road Climate Resilience Project (RNUP), Lot.2 Laulara - Solorema	Referir o programa de empréstimos	-	164	170	1,930	1,200	365	365		
44		MOP		Road Climate Resilience Project (RNUP), Lot.3 Solorema-Bandudatu (WB Loan)		15,651		800	844	500	344	-		
45		MOP		Road Climate Resilience Project (RCRP), Lot.4 Bandudatu-Aituto (WB Loan)		12,198	1,741	1,259	1,470	921	275	275		
46		MOP		Road Climate Resilience Project (RCRP), Lot.5 Bandudatu-Aituto (WB Loan)		10,565	3,333	167	2,060	1,500	280	280		
47	8090273	MOP	Preparação Estudo e Desenho Detalhado os Estradas						-					
48	8090274	MOP	Compensação de Terras e Asset para Projectos do FI	Aquisicao de Bens imoveis projetos do FI	1,906				1,906	1,572	1,200	1,200	1,200	
49	8090445	MOP	Emergency New Construction of drain channel, gabion box with retaining wall in Sili Hasan, Betano						-					

No.	Codigo	Dono do Projecto	Nome de Projeto	Nome de Subprojeto	Valor de Contrato / Custo Estimativu	Total pagamento Acumulado até Dezembro 2018	Total Despesas Jan - Julho de 2019	Total Despesas Estimativo Agu - Des de 2019	Saldo Estimasaun até Dezembro 2019	Alocação de Orçamento de 2020	Alocação de Orçamento de 2021	Alocação de Orçamento de 2022	Alocação de Orçamento de 2023	Alocação de Orçamento de 2024
					(\$'000)	(\$'000)	(\$'000)	(\$'000)	(\$'000)	(\$'000)	(\$'000)	(\$'000)	(\$'000)	(\$'000)
Total Programa (Incluido SGP & Empréstimo)					3,472,373	944,607	83,735	217,797	2,167,803	337,199	774,740	671,669	392,292	192,521
Total Programa (Excluido SGP & Empréstimo)					2,972,110	803,209	66,433	169,040	2,040,806	263,103	746,978	654,118	380,236	189,357
Program Estradas					866,827	292,941	53,729	68,020	617,944	129,165	195,964	170,282	125,646	47,913
50	8090447	MOP	Proteção Ponte Dilor	Novo Construção de Moru Protesaun da Ribeira de Dilor (Pakote 1 - Sta. 0+000 - 0+800)	4,895	3,074		1,234	587	490				
51	8090450	MOP	Rehabilitation Estrada Urbana Lospalos	Rehabilitacao Estrada Urbana Lospalos					-					
52	8090453	MOP	38 Projecto Emergencia 2013 em 5 Municipios ainda não pago (PACOTE B)	Refer to ANNEX 9 - Projectos Emergencia 2013 em 5 Municipios ainda não pago (PACOTE B) - 8090453	5,719	2,353	404	784	2,178	985	1,257	-	-	
53	8090454	MOP	34 Projecto de Emergencia foi implementadu e ainda não pago	Refer to ANNEX 10 - Projectos de Emergencia foi implementadu e ainda não pago - 8090454	63,025	28,452	5,538	9,071	19,964	5,278	8,559	3,650	2,127	
54	8090455	MOP	60 Projecto Esdrada iha Municipios 12 nebe implementa ona maibe Seidauk Iha Kontratu	Refer to ANNEX 11 - Projectos Esdrada iha Municipios 12 nebe implementa ona maibe Seidauk Iha Kontratu 8090455	52,744	23,663	4,130	6,531	18,420	6,643	5,896	3,494	1,302	
55	8090458	MOP	Reh. Roads A01 Jct Cairavela - Caicido - Baucau Aeroporto	Rehabilitation of estradas JCT. A01 Cairavelha Caicido Baucau Aeroporto Roads Sta. 0+000-to 4+500 Municipio de Baucau	3,825	3,037	255	75	458	449	11	439		
56		MOP		Rehabilitasaun Estradas Jct. A01. Cairavelha-Caicido-Baucau, Aeroporto Roads Sta. 4+500 to 10+500-to Municipio de Baucau	4,554	3,260	706	41	546	543	4	538		
57	8090459	MOP	Monumentu Laclubar mercado Huo-Lu Roads	Rehabilitation of road Monumento- Laclubar, mercado huo-Lu Manatuto	2,330	441	853	-	1,036	233	946.95			
58	8090460	MOP	Reh. Jct Balibo Cowa Posto UPF Has naruk (10+000-1+25), Maliana	Rehabilitation of JCT. Balibo Cowa Postu UPF hasnaruk Road (Sta 10+000-19+250) Bridge Section JCT. Katimun Ren Aisukar	2,417	96		300	2,021	500	1,230.00	291		
59	8090461	MOP	Rehabilitation Estrada Laleno (Sta 0+000-6+210) Maina 2, Lautem	Rehabilitation of laleno road project road section (Sta 0+000-6+210) maina 2 in Lautem	4,783	197	1,229	-	3,356	336	1,664.38	782	574	
60	8090462	MOP	Fundo de contingência para outros gastos ou pagamento inesperado						-					
61	8090467	MOP	Rehabilitation Estra Laleno (Sta 0+000-6+210) Maina 2, Lautem	Rehabilitation of the road Laleno (Sta 0+000-6+210) Maina 2, Lautem					-					
62	8720101	MOP	Reabilitação de Estrada Viqueque - Uatulari - Watukarbau	Reabilitação de Estrada Viqueque - Uatulari - Watukarbau	3,656				3,656					
63	8720103	MOP	Rehabilitasaun Estrada Pakote 135 projeto - (Aprovado pelo CAFI em Julho de 2017)	Refer to ANNEX 12 - Estrada Pakote 135	318,198	39,093	28,344	24,031	226,730	65,836	73,802	52,114	29,644	
64	8E+06	MOP	Lista de projetos propostos para estudo técnico e dezeinho detalhamento no implementasaun Projetu	Suco Cainliu - Larisula						135	1,000	1,000	1,000	
65		MOP		Laga - Bagia - Watulari						135	1,000	1,000	1,000	
66		MOP		Lakluta - Bariki - Cribas						135	1,000	1,000	1,000	
67		MOP		Alas - Turiscaí						135	1,000	1,000	1,000	
68		MOP		Manelobas - Turiscaí - Suco Fahenehan						135	1,000	1,000	1,000	
69		MOP		Laclubar - Cribas						135	1,000	1,000	1,000	
70		MOP		Laclubar - Turiscaí						135	1,000	1,000	1,000	
71		MOP		Gleno-Letefoho						135	1,000	1,000	1,000	
72		MOP		Atsabe - Bobonaro						135	1,000	1,000	1,000	
73		MOP		Memo - Gildapil - Alto Lebos						135	1,000	1,000	1,000	
74		MOP		Bobonaro - Guda - Teda						140	1,000	1,000	1,000	
75		MOP		Gleno - Hatulia						140	1,000	1,000	1,000	
76		MOP		Hatulia- Bilimau						140	1,000	1,000	1,000	
77		MOP		Hera - Remexio						140	1,000	1,000	1,000	

No.	Codigo	Dono do Projecto	Nome de Projeto	Nome de Subprojeto	Valor de Contrato / Custo Estimativu	Total pagamento Acumulado até Dezembro 2018	Total Despesas Jan - Julho de 2019	Total Despesas Estimativo Agu - Des de 2019	Saldo Estimasaun até Dezembro 2019	Alocação de Orçamento de 2020	Alocação de Orçamento de 2021	Alocação de Orçamento de 2022	Alocação de Orçamento de 2023	Alocação de Orçamento de 2024
					(\$'000)	(\$'000)	(\$'000)	(\$'000)	(\$'000)	(\$'000)	(\$'000)	(\$'000)	(\$'000)	(\$'000)
Total Programa (Incluido SGP & Empréstimo)					3,472,373	944,607	83,735	217,797	2,167,803	337,199	774,740	671,669	392,292	192,521
Total Programa (Excluido SGP & Empréstimo)					2,972,110	803,209	66,433	169,040	2,040,806	263,103	746,978	654,118	380,236	189,357
Program Estradas					866,827	292,941	53,729	68,020	617,944	129,165	195,964	170,282	125,646	47,913
78	Novo		Konstrusaun e supervisaun de estrada Aítutu - Hatubuliko - Letefoho - Ermera - Gleno (L-CF)	Konstrusaun e supervisaun de estrada Aítutu - Hatubuliko - Letefoho - Ermera - Gleno	Referir o programa de empréstimos				12,090	2,000	5,000	5,090	5,000	5,000
79	Novo		Rehabilitasaun estrada Nacional (JcT. Iautem - Com)	Rehabilitasaun estrada Nacional (JcT. Iautem - Com)	9,000	-	-	-	9,000	1,000	4,000	3,000	1,000	-
80	Novo		Rehabilitasaun estrada nacional, Natarbora-Betano (7.5KM)	Rehabilitasaun estrada nacional, Natarbora-Betano (7.5 km)	6,750	-	-	-	6,750	1,000	2,700	2,000	1,000	-
81	Novo		Rehabilitasaun estrada nacional, JCT Cairabela - JcT Aeroporto Baucau,Sta 10+500-18+740 (8.240KM)	Rehabilitasaun estrada nacional, JCT Cairabela - JcT Aeroporto Baucau,Sta 10+500-18+740 (8.240 km)	7,416	-	-	-	7,416	1,000	3,000	2,416	1,000	-
82	Novo		Rehabilitasaun estrada municipal, Com-Trisula (10KM)	Rehabilitasaun estrada municipal, Com-Trisula (10 km)	6,000	-	-	-	6,000	1,000	3,000	2,000	1,000	-
83	Novo		Rehabilitasaun estrada nacional, Jct Ermera-letefoho (10KM)	Rehabilitasaun estrada nacional, Jct Ermera-letefoho (10 km)	9,000	-	-	-	9,000	1,000	5,000	2,000	1,000	-
84	Novo		Rehabilitasaun estrada nacional, Same Luak - Betano (10KM)	Rehabilitasaun estrada nacional, Same Luak - Betano (10 km)	9,000	-	-	-	9,000	1,000	4,000	3,000	1,000	-
85	Novo		Rehabilitasaun Estrasa Nacional Jct. Oeleu – Lourba (7.5 Km)	Rehabilitasaun Estrasa Nacional Jct. Oeleu – Lourba (7.5 km)	6,750	-	-	-	6,750	-	-	-	3,000	3,750
86	Novo		Rehabilitasaun Estrada Nacional Tilomar - Oeleu (10 km)	Rehabilitasaun Estrada Nacional Tilomar - Oeleu (10 km)	9,000	-	-	-	9,000	-	2,000	7,000	-	-
87	Novo		Rehabilitasaun Estrada Nacional, Ponte steel Truss – Gleno Villa (6.4 Km)	Rehabilitasaun Estrada Nacional, Ponte steel Truss – Gleno Villa (6.4 km)	5,760	-	-	-	5,760	-	2,000	4,760	-	-
88	Novo		Rehabilitasaun Estrada Nacional, Jct. Caisido – Jct. Flamboyen Sta 15 + 500 – 24+500 (9 Km)	Rehabilitasaun Estrada Nacional, Jct. Caisido – Jct. Flamboyen Sta 15 + 500 – 24+500 (9 km)	8,100	-	-	-	8,100	-	-	-	2,000	6,100
89	Novo		Rehabilitasaun Estrada Municipal, Aileu Jct. (Seloj) – Gleno Jct (17.50 Km)	Rehabilitasaun Estrada Municipal, Aileu Jct. (Seloj) – Gleno Jct (17.50 km)	10,500	-	-	-	10,500	-	-	-	3,500	7,000
90	Novo		Rehabilitasaun Estrada Municipal, Aileu – Lequidoe (27.00 Km)	Rehabilitasaun Estrada Municipal, Aileu – Lequidoe (27.00 km)	16,200	-	-	-	16,200	-	-	4,200	12,000	-
91	Novo		Rehabilitasaun Estrada Municipal, Manatuto - Laclubar (9.6 Km)	Rehabilitasaun Estrada Municipal, Manatuto - Laclubar (9.6 km)	5,760	-	-	-	5,760	-	-	2,000	3,760	-
92	Novo		Rehabilitasaun Estrada Municipal, Laclubar Jct – Soibada (9.5 Km)	Rehabilitasaun Estrada Municipal, Laclubar Jct – Soibada (9.5 km)	5,700	-	-	-	5,700	-	-	3,000	2,700	-
93	Novo		Rehabilitasaun Estrada Municipal, Maubisse Jct – Hatubelico (10 Km)	Rehabilitasaun Estrada Municipal, Maubisse Jct – Hatubelico (10 km)	6,000	-	-	-	6,000	-	2,800	3,200	-	-
94	Novo		Rehabilitasaun Estrada Municipal, Laga – Bagia (30 Km)	Rehabilitasaun Estrada Municipal, Laga – Bagia (30 km)	18,000	-	-	-	18,000	-	-	10,000	8,000	-
95	Novo		Rehabilitasaun Estrada Municipal, Jct. Bobonaro - Lolotoe (8.9 Km)	Rehabilitasaun Estrada Municipal, Jct. Bobonaro - Lolotoe (8.9 km)	8,010	-	-	-	8,010	-	-	-	4,000	4,010
96	Novo		Rehabilitasaun Estrada Municipal, Manatuto – Lacio (18.50 Km)	Rehabilitasaun Estrada Municipal, Manatuto – Lacio (18.50 km)	11,100	-	-	-	11,100	-	6,000	5,100	-	-
97	Novo		Rehabilitasaun Estrada Municipal, Maubise – Turiskai (21.00 Km)	Rehabilitasaun Estrada Municipal, Maubise – Turiskai (21.00 km)	12,600	-	-	-	12,600	-	-	-	6,000	6,600
98	Novo		Rehabilitasaun Estrada Municipal, Turiscas - Alas (38.00 Km)	Rehabilitasaun Estrada Municipal, Turiscas - Alas (38.00 km)	22,800	-	-	-	22,800	-	10,000	12,800	-	-
99	Novo		Rehabilitasaun Estrada Municipal, Uaica-Kelekai- Osso (22.70 Km)	Rehabilitasaun Estrada Municipal, Uaica-Kelekai- Osso (22.70 km)	13,620	-	-	-	13,620	-	-	-	7,000	6,620
100	Novo		Rehabilitasaun Estrada Municipal, Uatulari – Laisurulai (22.00 Km)	Rehabilitasaun Estrada Municipal, Uatulari – Laisurulai (22.00 km)	13,200	-	-	-	13,200	-	7,000	6,200	-	-

No.	Codigo	Dono do Projecto	Nome de Projeto	Nome de Subprojeto	Valor de Contrato / Custo Estimativu	Total pagamento Acumulado até Dezembro 2018	Total Despesas Jan - Julho de 2019	Total Despesas Estimativo Agu - Des de 2019	Saldo Estimasaun até Dezembro 2019	Alocação de Orçamento de 2020	Alocação de Orçamento de 2021	Alocação de Orçamento de 2022	Alocação de Orçamento de 2023	Alocação de Orçamento de 2024
					(\$'000)	(\$'000)	(\$'000)	(\$'000)	(\$'000)	(\$'000)	(\$'000)	(\$'000)	(\$'000)	(\$'000)
Total Programa (Incluido SGP & Empréstimo)					3,472,373	944,607	83,735	217,797	2,167,803	337,199	774,740	671,669	392,292	192,521
Total Programa (Excluido SGP & Empréstimo)					2,972,110	803,209	66,433	169,040	2,040,806	263,103	746,978	654,118	380,236	189,357
Program Estradas					866,827	292,941	53,729	68,020	617,944	129,165	195,964	170,282	125,646	47,913
101	Novo		Rehabilitasaun Estrada Urbana Baucau (10 Km)	Rehabilitasaun Estrada Urbana Baucau (10 km)	5,000	-	-	-	5,000	-	-	-	1,667	3,333
102	Novo		Rehabilitasaun Estrada Urbana Maliana (23Km)	Rehabilitasaun Estrada Urbana Maliana (23km)	11,500	-	-	-	11,500	-	-	-	6,000	5,500
103	Novo		Bobonaro30Rehabilitasaun Estrada Urbana Dili (10 Km)	Bobonaro30Rehabilitasaun Estrada Urbana Dili (10 km)	5,000	-	-	-	5,000	-	2,000	3,000	-	-
Program Pontes					60,143	29,674	4,524	4,369	16,576	5,873	8,836	1,924	2,763	3,000
1	8090302	MOPTC	Construção de Ponte Dilor	Construção de Ponte Dilor 180 m	3,252	3,252			-					
2	8090303	MOPTC	Construção de Ponte Taroman	Construction of Taroman Bridge	2,445	2,117		34	293		293			
3	8090306	MOPTC	Construção de Ponte Baer	Construction of Baer Bridge	6,311	5,995		316	(0)					
4	8090310	MOPTC	Reabilitação de pontes	Construction New Box Culverts 3x3 (6 Cell) In Taibessi, Becusse River, Municipality of Dili	674	575	78		21					
5	8090315	MOPTC	Construção ponte de Bidau-Santa Ana	Construção ponte da Bidau-Santa Ana	3,963	664	1,804	1,020	476	476				
6	8090322	MOPTC	Konstrusaun ponte de travessia de piões de Raikotu a Maloa	Konstrusaun Ponte de Travessia de peões de Raikotu a Maloa	-				-					
7	8090323	MOPTC	Construção ponte Mota Masin em Suai	Construção Ponte Mota Masin em Suai	1,313	1,313			-	146				
8	8090330	MOPTC	Construção do Arco aos Pontes Comoro I/II (Arch Bridge)	Construction of Arch Bridge for Comoro I/II	4,322	1,830	878	1,096	519	419	100			
9	8090451	MOPTC	Construção de ponte de fardo novo aço 50m em Vila Maria, Hatolia - Ermera	Construction Of New Steel Truss Bridge 50m In Vila Maria -Hatolia, Ermera District	2,460	1,854	311		295		296			
10	8090452	MOPTC	Construção de ponte de fardo novo aço 100m em Milotu Sahe Rio e junção Fatucmanaun, Soibada	Contruccion of New Steel Bridge Jct. 100m in Milotu Sahe River, Jct. Fatucmanaun, Soibada	3,384	474	121	200	2,590	2,538	406			
11	8090463	MOPTC	Construção Pontes Waiwono	Construction Of Wai Wono Bridge In Baucau District	2,261	1,972	269		20					
12	8090464	MOPTC	Construção Pontes Waicua	Construção Pontes Waicua	4,934	4,342			592		592			
13	8090311		Construção e supervisão relativamente a estradas e pontos - estradas nacionais (300 a 600 km) e pontes	Emergency Construction of New two (2) Concrete Bridge in Jakarta II, Ainaro Municipality	3,596	2,572		300	724	375	349			
14	8000195	MOPTC	New Construction of Bridge T - Beam at Masau Debu River - Becora (2X15 m), Municipality of Dili	Construction Of Bridge T-Beam at Masau Debu River -Bekora (2x15m) Municipality of Dili	1,708	1,498			209		210			
15	8000196		Rehabilitasaun Ponte Pakote 8 projeto - (Aprovado pelo CAFI em Julho de 2017)	Refer to ANNEX 13 - Pontes Pakote 8	14,191	1,217	969	1,303	10,701	1,768	6,590	1,924	763	-
16	8E+06		Konstrusaun Ponte Be'e mos iha Comoro Mota Ulun	Construction of the bridge Be'e mos in Comoro Mota Ulun										
17	8090574		Construção Ponte e rio de Kaboska at Bemetan, Betano, Same Sub District, Manufahi	Construction of new bridge at Kaboska River Aldeia Bemetan suku Betano, Sub distritu Same, Manufahi	329		95	100	134	150				
18	Novo		Construção e supervisão Pontes Sare (200 m) - Fardo de aço	Construction and Supervision of Sare Bridge (200 m) - Steel Truss	5,000	-	-	-	-	-	-	-	2,000	3,000

No.	Codigo	Dono do Projecto	Nome de Projeto	Nome de Subprojeto	Valor de Contrato / Custo Estimativu	Total pagamento Acumulado até Dezembro 2018	Total Despesas Jan - Julho de 2019	Total Despesas Estimativo Agu - Des de 2019	Saldo Estimasaun até Dezembro 2019	Alocação de Orçamento de 2020	Alocação de Orçamento de 2021	Alocação de Orçamento de 2022	Alocação de Orçamento de 2023	Alocação de Orçamento de 2024
					(\$'000)	(\$'000)	(\$'000)	(\$'000)	(\$'000)	(\$'000)	(\$'000)	(\$'000)	(\$'000)	(\$'000)
Total Programa (Incluido SGP & Empréstimo)					3,472,373	944,607	83,735	217,797	2,167,803	337,199	774,740	671,669	392,292	192,521
Total Programa (Excluido SGP & Empréstimo)					2,972,110	803,209	66,433	169,040	2,040,806	263,103	746,978	654,118	380,236	189,357
Program Portos					13,895	-	105	335	13,455	1,096	4,588	5,539	1,300	800
1	8090401		Concepção e estudos relativamente ao porto multifunções de Suai	Concept and study for the multi-functional port in Suai		-	-		-	-				
2	8090402		Construção e supervisão para o desenvolvimento de portos marítimos em Dili	Construction and supervision of sea ports in Dili		-	-		-	-				
3	8090403		Construção e supervisão para o desenvolvimento de portos marítimos em Oecussi	Construction and supervision of sea ports in Oecusse		-	-		-	-				
4	8090404		Construção e supervisão para o desenvolvimento de portos marítimos em Vemasse	Construction and supervision of sea ports in Vemasse		-	-		-	-				
5	8090405		Construção e supervisão para o desenvolvimento de portos marítimos em Atauro	Construction and supervision of sea ports in Atauro		-	-		-	-				
6	8090406		Construção e supervisão para o desenvolvimento de portos marítimos em COM (Reabilitação)	Construction and supervision of sea ports in Com (rehabilitationb)		-	-		-	-				
7	8090407		Escavação (Dredging) e Reabilitação do Porto de Dili	Consultancy Service for the item Investigation, Design, Construction, Mobilization and Installation of Floating Pier in Port of Dili					-	-				
8				Investigasaun Teknik Bloku 5 & 6 Kais Porto de Dili	500			100	400	200	200			
9				Rehabilitasaun Infrastrura Kais Bloku 5 & 6	8,000				8,000		1,200	4,800	1,200	800
10				Rehabilitasaun Terminal pasangeiros iha Porto Dili	500				500	200	300			
11				Konstrusaun edificiu terminal pasangeiros	1,000				1,000		650	250	100	
12				Estudos viabilidade, Estudos teknikus, levantamento hidrografikus, konseitu, dezenho etc (Porto Natural - Beaco, Com, Vemase)	1,500				1,500	300	950	250		
13				Identifikasaun fatin, analiza ambiental, estudos viabilidade, estudos teknikus, levantamento hidrografikus, konseitu, dezenho etc (Fasilidades, Hadia i Manutensaun Ro-ahi iha Timor Leste)	1,000				1,000	200	700	100		
14				Konstrusaun Kais Flutuante					-					
15	8090465		Transação, construção e Supervisão Porto de Tibar (PPP)	Transação, construção e Supervisão Porto de Tibar (PPP) - Independent Engineer (IE) / Development of Tibar Bay Port - PPP Project – on DBFOT	1,395	-	105	235	1,055	327	588	139		
Program Sector Turismo					8,120	5,542	53	223	2,302	514	1,286	1,900	1,200	-
1	9120101		Preparacao Estudos/Desenho, Konstrusaun e Supervisao do Centro de Aguas Termas de Marobo e Atauro	Preparation of study/design, construction and supervision of the Water center in Marobo and Atauro		-	-		-	-				
2	9120102	MTAC	Preparacao Estudos/Desenho, Konstrusaun e Supervisao para Desenvolvimento da Lagoa de Maubara	Consultang Services for Study Master Plan nad Detailed Design for Ecoturism of Lagoa Maubara	275	105	-	171	-	14	486	1,000	500	
3		MTAC	Desenho, Supervisao, Konstrusaun Marina Square, Lecidere, Dili	Desenho (Consultor D'Oliveira Design Studio, Unip. Lda)	108	-	53	53	2		100	300	200	

No.	Codigo	Dono do Projecto	Nome de Projeto	Nome de Subprojeto	Valor de Contrato / Custo Estimativu	Total pagamento Acumulado até Dezembro 2018	Total Despesas Jan - Julho de 2019	Total Despesas Estimativo Agu - Des de 2019	Saldo Estimasaun até Dezembro 2019	Alocação de Orçamento de 2020	Alocação de Orçamento de 2021	Alocação de Orçamento de 2022	Alocação de Orçamento de 2023	Alocação de Orçamento de 2024
					(\$'000)	(\$'000)	(\$'000)	(\$'000)	(\$'000)	(\$'000)	(\$'000)	(\$'000)	(\$'000)	(\$'000)
Total Programa (Incluido SGP & Empréstimo)					3,472,373	944,607	83,735	217,797	2,167,803	337,199	774,740	671,669	392,292	192,521
Total Programa (Excluido SGP & Empréstimo)					2,972,110	803,209	66,433	169,040	2,040,806	263,103	746,978	654,118	380,236	189,357
Program Sector Turismo					8,120	5,542	53	223	2,302	514	1,286	1,900	1,200	-
4		MTAC	Projetu Turimu iha Oecusse (Eventu CPLP & 500 Anos)	Supervisao, Konstrusaun Marina Square, Lecidere, Dili	2,300				2,300	500	700	600	500	
5	9120102	MTAC		Construção de Esculturas em bronze alusivas à chegada dos Portugueses a Lifau em 1516	2,560	2,560			-					
6		MTAC		Consulting Services & Supervision of Construction Cultural Center in Oecusse	44	44			-					
7		MTAC		Design & Supervision Services For Rehabilitation Of Frente Maritima and Statue Sta. Maria, Oecusse - Timor Leste Ministry Tourism, Art and Culture	92	92			-					
8		MTAC		Construction and Rehabilitation of Frente Maritima and Statue de Santa Maria in Oecusse - Timor Leste	1,408	1,408			-					
9		MTAC		Design & Supervision Construction of Lake Park & Landscaping in Oecusse - Timor Leste	42	42			-					
10		MTAC		Consulting Services for the Detailed Design of Monument Lifau, Oecusse District	64	64			-					
11		MTAC		Supervision Services of Construction of Monument Lifau in Oecusse -Timor Leste	36	36			-					
12		MTAC		Construction of Monument Lifau - Oecusse	1,193	1,193			-					
Program de Sistema Financeiro e Suportas Infraestruturas					32,055	26,120	1,312	261	4,362	5,300	3,400	3,000	3,000	3,000
1	8000109		Casa de acomodacao aos Officiais dos Postos Integrados Areas Fronteiriças de Batugade (Housing accomodation for Integrated Border Post Officers)	Casa de acomodacao aos Officiais dos Postos Integrados Areas Fronteiriças de Batugade (Accomodation for Integrated Border Post Officers)			-		-					
2	8000120	MF	Construção de Postos Integrados de Oesilo e Tunubibi, MdF	Construção de Postos Integrados de Oesilo e Tunubibi, MdF			-		-					
3	8030102	MF	FreeBalance	Free Balance	7,772	3,536	1,312	261	2,662	2,800	3,000	3,000	3,000	3,000
4	9140102	MF	ASYCUDA	ASYCUDA	1,387	1,387	-		-		200			
5	9140103	MF	SIGTAS	SIGTAS			-		-	2,000				
6	9140104	MF	Dezeinho, construção e supervisão de novo edificios da Alfadega, MdF em Dili	Consulting Services for Detailed Engineering Design fro Custom House in Dili	1,176	776	-	-	400		200			
7	9140106	MF	Trabalhos de Acabamentos do Novo Edificio-MdF	Supply and Installation and Commissioning of Fitments for Interior Design of the Ministry of Finance Office Building	7,573	6,356	-	-	1,217					
8	9140107	MF	Trabalhos de Konstrusaun Interiores do Novo Edificio-MdF	Construction Supervision of Supply and Installation of Fitments for Interior design of The New MoF Building	762	678	-	-	83					
9	9140110	MF	Installacao de Centro de dados e Seguranca	Installasaun de Centro de Dadus e Seguranca	13,386	13,386	-	-	0	500				
10	9140111		Konstrusaun de Centro de Dados e Installacao de Informacao e Tecnologia	Construction and installation of the data center			-	-	-					

No.	Codigo	Dono do Projecto	Nome de Projeto	Nome de Subprojeto	Valor de Contrato / Custo Estimativu	Total pagamento Acumulado até Dezembro 2018	Total Despesas Jan - Julho de 2019	Total Despesas Estimativo Agu - Des de 2019	Saldo Estimasaun até Dezembro 2019	Alocação de Orçamento de 2020	Alocação de Orçamento de 2021	Alocação de Orçamento de 2022	Alocação de Orçamento de 2023	Alocação de Orçamento de 2024
					(\$'000)	(\$'000)	(\$'000)	(\$'000)	(\$'000)	(\$'000)	(\$'000)	(\$'000)	(\$'000)	(\$'000)
Total Programa (Incluido SGP & Empréstimo)					3,472,373	944,607	83,735	217,797	2,167,803	337,199	774,740	671,669	392,292	192,521
Total Programa (Excluido SGP & Empréstimo)					2,972,110	803,209	66,433	169,040	2,040,806	263,103	746,978	654,118	380,236	189,357
Programa do Sector Juventude e Desporto					9,496	4,212	239	1,038	4,007	1,834	2,333	1,464	325	-
1	8000115	SEJD	Desenho, Konstrusaun e supervisao Stadion Nacional	Konstrusaun no Renovasaun Estadio Municipal Dili	1,637	926	-	400	311	1,000	400	164		
2	8000116	SEJD	Desenho, Konstrusaun e supervisao multi-funcao Genasio "Indoor"	Konstrusaun Genagio Multy Funsau "Indoor"	-	-	-	-	-					
3				Construction Supervision of 4 Football Stadium	729	664	14	51	(0)					
4	9150102	SEJD	Construção de novo Estadio de Futebol em Manufahi	New Construction and Rehabilitation Football Stadium and Tribune Building in Manatuto	2,363	1,755	-	372	236	696	236			
5	9150104	SEJD	Construção de novoEstadio de Futebol em Ermera	Rehabilitation of Football Stadium and New Construction of Tribune Building in Gleno - Ermera	1,230	759	144	134	194	123	71			
6	9150106	Novo	Desenho, Konstrusaun e Supervisao campo de futebol Alor, em Dili	Design, construction and supervision of the Football campus Alor in Dili	3,252	-	-		3,252		1,626	1,301	325	
7			Serviços de Consultoria para Projeto Detalhado de Engenharia (DED) para 5 Complexo Esportivo e Construção na Região do Município de Dili	Consultancy Services for Detailed Engineering Design (DED) for 5 Sport Complexes and Building in Dili	286	109	81	81	14	14				
Programa de Manutenção e Reabilitação					29,301	14,817	1,480	2,196	10,808	7,769	3,382	50	-	-
1	9770101		Manutenção Be Mos	Refer to ANNEX 14 - Manutenção e Reabilitação - 9770101	4,821	2,655	572	777	817	765	466	-	-	-
2	9770102		Manutenção Estrada Rutinas	Refer to ANNEX 14 - Manutenção Estrada Rutinas - 9770102	3,895	2,562	282	472	579	170	418	-	-	-
3	9770103		Estrada Rurais (R4D)	Refer to ANNEX 14 - Manutenção e Reabilitação - 9770103	20,585	9,601	625	947	9,412	6,833	2,498	50	-	-
Comissão de Administração do Fundo Infraestrutura - FI					-	-	-	-	-	1,096	1,206	1,386	1,664	1,664
1	9760101		Comissão de Administração do Fundo Infraestrutura - FI	SGP/MPs						1,096	1,206	1,386	1,664	1,664
Programa de Empréstimos					500,263	141,399	17,303	48,758	126,997	73,000	26,557	16,165	10,392	1,500
ADB					303,241	91,975	8,577	33,373	79,722	47,725	15,557	10,003	5,554	-
1	8080203		Construção e supervisão para o desenvolvimento de estradas Dili-Liquisa e Tibar - Ermera (L)	Road Network Upgrading Project (RNUP) for Tibar-Gleno (ADB Loan)	29,695	19,909		-	632	-	-	-		
2				Road Network Upgrading Project (RNUP) for Tibar-Liquica (ADB Loan)	25,561	13,016		-	251	-	-	-		
3	8080204		Construção e supervisão para o desenvolvimento de estradasDili-Mantuto-Baucau (L)	Upgrading Project (Package 01-02) Manatuto - Baucau Road	59,287	16,280	3,938	10,000	14,373	10,000	2,187	1,093	1,093	
4	8080205		Construção e supervisão para o desenvolvimento de estradas Mantuto-Natarbora (L)	Road Network Upgrading Project (RNUP) for Manatuto - Laclubar (ADB Loan)	28,012	12,661	2,549	1,451	2,561	2,000	280	280	-	
5				Road Network Upgrading Project (RNUP) for Laclubar - natarbora (ADB Loan)	34,380	10,287	375	6,000	6,957	3,000	1,978	1,978	-	
6				Consultant Supervision (M-L & L-N)	4,406	2,908		650	847	847	-	-	-	
7	8090270		Road Network Upgrading Project (RNUP),Upgrading and Maintenance of Dili (Airport Junction)- Tibar Road- Section 2 : Tasitolu - Tibar	Road Network Upgrading Project (RNUP),Upgrading and Maintenance of Dili (Airport Junction)- Tibar Road- Section 2 : Tasitolu - Tibar	12,964	2,123	289	1,004	1,293	1,000	146	146	-	
8				Consultant Design(M-L & L-N)&Supervision(D-L & T-G, Tasi Tolu -tibar 4 L)	8,168	6,635		550	982	678	152	152	-	
9	8090127		Road nrtwork Upgrading Sector Project, Upgrading and maintenance of Baucau - Lautem Road.	Road nrtwork Upgrading Sector Project, Upgrading and maintenance of Baucau - Lautem Road.	29,315	4,371		6,000	12,173	7,000	2,586	1,293	1,293	

No.	Codigo	Dono do Projecto	Nome de Projeto	Nome de Subprojeto	Valor de Contrato / Custo Estimativu	Total pagamento Acumulado até Dezembro 2018	Total Despesas Jan - Julho de 2019	Total Despesas Estimativo Agu - Des de 2019	Saldo Estimasaun até Dezembro 2019	Alocação de Orçamento de 2020	Alocação de Orçamento de 2021	Alocação de Orçamento de 2022	Alocação de Orçamento de 2023	Alocação de Orçamento de 2024
					(\$'000)	(\$'000)	(\$'000)	(\$'000)	(\$'000)	(\$'000)	(\$'000)	(\$'000)	(\$'000)	(\$'000)
Total Programa (Incluido SGP & Empréstimo)					3,472,373	944,607	83,735	217,797	2,167,803	337,199	774,740	671,669	392,292	192,521
Total Programa (Excluido SGP & Empréstimo)					2,972,110	803,209	66,433	169,040	2,040,806	263,103	746,978	654,118	380,236	189,357
Programa de Empréstimos					500,263	141,399	17,303	48,758	126,997	73,000	26,557	16,165	10,392	1,500
ADB					303,241	91,975	8,577	33,373	79,722	47,725	15,557	10,003	5,554	-
10	8090128		Road nrtwork Upgrading Sector Project,	Road nrtwork Upgrading Sector Project, Upgrading and maintenance of Maubara - Karimbala and Atabae - Mota Ain Roads.	20,749	3,193	767	4,186	7,809	6,000	904	904	-	
11			Upgrading and maintenance of Maubara - Karimbala and Atabae - Mota Ain Roads.	Consultant Supervision Road network Upgrading Sector Project, Upgrading and maintenance of Maubara - Karimbala and Atabae - Mota Ain Roads, and Baucau - Lautem	5,564	590	659	341	3,974	2,000	987	987	-	
12	8090129		Construção e supervisão para o desenvolvimento de estradas Baucau-Viqueque (L)	Konstrusaun estrada Baucau - Venilale	16,025	-		1,282	5,743	3,000	1,372	686	686	
13				Konstrusaun estrada Venilale - Viqueque	23,853	-		1,908	16,864	9,000	3,932	1,966	1,966	
14				Consultant Supervision (B-V & V-V)	5,262	-		-	5,262	3,200	1,031	516	516	
World Bank					142,110	33,066	4,131	5,885	34,586	15,236	9,675	5,340	4,335	1,500
1	8080206		Construção e Supervisão de Estrada Dili-Ainara (Lot 2,Lot3, Lot 4 & Lot 5	Road Climate Resilience Project (RNUP), Lot.2 Laulara - Solerema (KM 12+00 to km34+620)	17,855	-	1,130	1,021	13,440	7,000	3,220	1,610	1,610	
2				Road Climate Resilience Project (RNUP), Lot.3 Solorema-Bandudatu (WB Loan)	28,824	10,434		576	519	260	130	130		
3				Road Climate Resilience Project (RCRP), Lot.4 Bandudatu-Aituto (WB Loan)	28,139	8,491	1,364	1,000	616	308	154	154		
4				Road Climate Resilience Project (RCRP), Lot.5 Bandudatu-Aituto (WB Loan)	26,875	7,044	1,315	1,000	1,391	1,000	196	196		
5				Consultant Design & Supervision Lot 3	4,070	3,260	126	174	510	510	(0)	(0)		
6				Consultant Design & Supervision Lot.4 & Lot.5	3,885	3,159	197	103	426	426	(0)	(0)		
7					837	679		100	58	58	0	0		
8				Consultant Supervision Lot.2	2,625	-		-	2,625	1,575	525	525		
9	Novo		Konstrusaun e supervisaun de estrada Aitutu - Hatubuliko - Letefoho - Ermera - Gleno	Konstrusaun e supervisaun de estrada Aitutu - Hatubuliko - Letefoho - Ermera - Gleno	24,000	-	-	1,910	10,000	2,500	3,750	1,875	1,875	1,000
10				Consulting Feasybility Study de estrada Aitutu - Hatubuliko - Letefoho - Ermera - Gleno	5,000	-	-		5,000	1,600	1,700	850	850	500
JICA					54,913	16,357	4,595	9,500	12,689	10,039	1,325	822	503	-
1	8080204		Construção e supervisão para o desenvolvimento de estradasDili-Mantuto-Baucau (L)	Upgrading Project (Package 01-01) Dili - Manatuto Road	48,315	13,265	3,268	9,000	11,011	9,000	1,006	503	503	
2				Consultancy services for National Road No. 1 - Upgrading Project	6,598	3,092	1,327	500	1,678	1,039	320	320		

Annex 2: List of projects for the Electricity Program (total 132 projects)

No.	Codigo	Nome de Projeto	Nome de Subprojeto	Valor de Contrato	Total pagamento acumulado até Dezembro 2018	Total Despesas Jan - Jul de 2019	Despesas Estimativas para Aug - Dez 2019	Saldo Estimativas de Contrato em 2019	Estimação Alocação de Orçamento de 2020	Alocação de Orçamento de 2021
				(\$'000)	(\$'000)	(\$'000)	(\$'000)	(\$'000)	(\$'000)	(\$'000)
Program Eletricidade				67,320,439	42,844,146	788,966	14,641,160	9,046,166	12,956,065	3,434,489
8020101 Reabilitação das linhas de Média Voltagem - Distribuição				18,259,345	13,599,233	-	3,593,307	1,066,805	2,401,701	1,244,176
1	8020101	Alandio Tahame	Instalsaun Media tensaun husi Dokubere to'o Ponte Seical	22,000	-		22,000	-	13,420	8,580
2	8020101	Aldepo Murak Unip,Lda	New Install New Transformer & Extend LV Line & New distribution Line from Madabeno to Sarlala Aileu District	462,154	337,695		124,459	(0)	75,920	48,539
3	8020101	Alfelmic Unip, Lda	New Installation New MV Line, Transformer & Extend LV line Installation New Distribution Line Tasilin to Culuoan District Covalima	494,549	358,793		135,756	0	82,811	52,945
4	8020101	Bieramor	Delivery Equipment and installation Services for Electrical Installation that cover up LV line in-house installation and metering for Public School and Health Center Building that will be conducted in Bobonaro District	92,445	62,594		29,851	(0)	18,209	11,642
5	8020101	Borema Unip.,Lda	New Installation of MV, LV Line, and House Connection for Catrai Leten to Lauana, Letefoho Sub District - Ermera District	450,614	405,571		45,043	0	27,487	17,556
6	8020101	Cadila Supplie Unip,Lda	New MV Line ,Install New transformer & Extend LV line & New distribution Line from Simpang Tiga Lequidoe Tursai Aileu District	240,048	203,457		36,592	(0)	22,321	14,271
7	8020101	Camlai Unip,Lda	New Installation MV, LV Line and House Connection from Malabe to Mota Taidasi,Atara mania and Atara Ermera District	555,339	499,805		55,534	(0)	33,876	21,658
8	8020101	Comter Unip, Lda	Installation MV Line, Transformer & Extend LV line New Distribution Line, monomento-Raitahu 1 District	45,353	35,181	-	10,172	(0)	6,419	3,753
9	8020101	Datowear	New Installation of MV, LV line and House Connection from Bundaran Holarua to Pouzada Moklau, Letefoho, Malus Hun, Ermeta Ulun and Kampung Baru, Same Sub District - Manufahi District	922,225	771,531		150,694	0	91,923	58,771
10	8020101	Delta Mola	Extende Linha ba Klientes	12,477	11,229		1,248	-	761	487
11	8020101	Devita Unip. Lda	The Undergrading of existing Suai Airport at Covalima Municipality	230,560	207,504		23,056	0	14,064	8,992
12	8020101	Dhalelan,Unip.Lda	New installatio of feeder 2 MV and LV line in Casa, Betano - Manufahi District	88,666	79,799		8,867	(0)	5,409	3,458
13	8020101	Domen Unip,Lda	New Inst. MV, LV Line & House Connection Mantane River to Datrema,Suco Liurai - Aileu Municipality	47,270	42,543		4,727	(0)	28,835	(24,108)
14	8020101	Ferajota	Installation of New MV Line in Rotunda Mercado Lama, Culuhun, Ailele Hun, and Lعيدere	385,588	210,089		175,500	(0)	107,055	68,445
15	8020101	Fidebamar	New Installation Street Light from Timor Plaza to Bundaran statua Nicolau lobato - Dili District	399,962	359,966		39,996	0	24,398	15,598

Annex 2 (continuation)

No.	Codigo	Nome de Projeto	Nome de Subprojeto	Valor de Contrato	Total pagamento acumulado até Dezembro 2018	Total Despesas Jan - Jul de 2019	Despesas Estimativas para Aug - Dez 2019	Saldo Estimativas de Contrato em 2019	Estimação Alocação de Orçamento de 2020	Alocação de Orçamento de 2021
				(\$'000)	(\$'000)	(\$'000)	(\$'000)	(\$'000)	(\$'000)	(\$'000)
Program Eletricidade				67,320,439	42,844,146	788,966	14,641,160	9,046,166	12,956,065	3,434,489
8020101 Reabilitação das linhas de Média Tensão - Distribuição				18,259,345	13,599,233	-	3,593,307	1,066,805	2,401,701	1,244,176
16	8020101	Fu Unip,Lda	Addt. Poste liga Maubara	13,000	-		13,000	-	7,930	5,070
17	8020101	Fu,Unip.Lda	New installation of mv,lv line and house connection from Mota Haulara Maubara-Liquica District	77,197			77,197	(0)	77,197	-
18	8020101	Gracia Timor	New installation MV, LV, Line & House Connection from Biakau to Palaca & Atabae, Bobonaro District	10,449	9,404		1,045	(0)	637	408
19	8020101	Grande Mar	Desmonthly Linha Distribusaun Tuan	7,808	-		7,808	0	4,763	3,045
20	8020101	Inaziju	Rehabilitation MV, Line , LV Line and distribution Trasformer from Casa Europa to Pantai Pasir Putih - Dili District	119,601	107,641		11,960	0	7,296	4,664
21	8020101	Jofi	Mudansa Lina Bazeia Rekomendasaun ADN	16,617	-		16,617	(0)	10,136	6,481
22	8020101	Koto Moruk, Unip. Lda	Deliver Equipment and installation Services for Electrical Installation and Metering for Public School and Health Center Building that will be conducted in Lautem District	68,405	46,611		21,795	(0)	13,295	8,500
23	8020101	Lavie Unip,Lda	Installation New Transformer & Extend LV line Installation New distribution line Maulau Aihosan teihati District Ainaro	1,156,930	751,301		206,438	199,191	252,036	(45,598)
24	8020101	Laway	New installation of mv,lv line and house connection in Area Lawai Viqueque District	97,893	45,323			52,570	32,068	20,502
25	8020101	Lifau Indah	Instala Trafo 100 KVA	120,704	-		70,000	50,704	73,629	(3,629)
26	8020101	Lifau Indah	Restante Cabo Subteranno Centro Produsaun SAKATO reutiliza ba Hotel Ambeno Programa ZEEMS nian iha Oecusse	194,924	-		97,462	97,462	118,904	(21,442)
27	8020101	Lotus,Unip.Lda	New Installation MV Line at Naval Hera, Dili District	149,103	105,528		29,821	13,754	27,227	2,594
28	8020101	Mabesi,Unip.Lda	New installatio of mv line from Biadali to Airae and Daulelo-Bobonaro District	514,870	295,000		160,000	59,870	134,121	25,879
29	8020101	Macadai Unip. ,Lda	Installation New MV Line,transformer & Extend LV Line & distribution Line from Bercoli to Uma Ana Iku	640,284	576,255		64,028	0	39,057	24,971
30	8020101	Maho Ben Unip, Lda	New Installation New MV Line, Transformer & Extend LV line Installation New Distribution Line Suco Taroman District Covalima	665,324	544,273		121,051	(0)	73,841	47,210
31	8020101	Mai Simu Sae Elektrik Unip,Lda	New Inst. MV, LV Line, Transformasi & House Connection From Sikluli - Padimau, Numbei, Masin, Oe-Upu -RSS	67,170	60,453		6,717	(0)	4,097	2,620
32	8020101	Manekat Unip.Lda	Installation New MV Line , Transformer & Extend LV Line and New Distribution Line from Nitib Tuan Oel Tam to nitib Tuan Oecusse District	320,740	284,157		36,583	(0)	24,055	12,528
33	8020101	Maubere Spirit	Aumenta Extensaun Linha no Komunidade Suci Malelat	177,485	74,255		60,000	43,229	62,970	(2,970)

Annex 2 (continuation)

No.	Codigo	Nome de Projeto	Nome de Subprojeto	Valor de Contrato	Total pagamento acumulado até Dezembro 2018	Total Despesas Jan - Jul de 2019	Despesas Estimativas para Aug - Dez 2019	Saldo Estimativas de Contrato em 2019	Estimação Alocação de Orçamento de 2020	Alocação de Orçamento de 2021
				(\$'000)	(\$'000)	(\$'000)	(\$'000)	(\$'000)	(\$'000)	(\$'000)
Program Eletricidade				67,320,439	42,844,146	788,966	14,641,160	9,046,166	12,956,065	3,434,489
8020101 Reabilitação das linhas de Média Voltagem - Distribuição				18,259,345	13,599,233	-	3,593,307	1,066,805	2,401,701	1,244,176
34	8020101	Metalica Construction Unip,Lda	installation new MV Line Transformer & Extend Lv Line Installation New Distribution Line From Bazartete, Maumeta, Lukulai Likisa district	1,270,210	914,551		-	355,659		-
35	8020101	Mina petro leste Lda	New Installation of MV, LV & Tranformer	499,251	440,339		58,912	(0)	30,454	28,458
36	8020101	No Company Unip. Lda	Installation of New Panel and underground cable at palacio president	271,609	-		271,609	(0)	-	271,609
37	8020101	osxavijoneli unip,Lda	Installation New MV Line,transformer & Extend LV Line & distribution Line from Lebukuku to Besilau and Fatuk Hun - Aileu District	298,867	219,311		79,556	(0)	48,529	31,027
38	8020101	Pae-Le Unip,Lda	Aumenta C. O no Kliesntes	24,365	21,929		2,437	(0)	1,486	951
39	8020101	Rischi Unip,Lda	Installation MV ,LV Line and house Connection From Tilomar to fohorem Covalima District	566,110	472,854		93,256	(0)	56,879	36,377
40	8020101	Samboio Unip,Lda	New Installation MV, Line Transformer and LV Line from Dotik to Alas Manufahi District	1,108,761	474,122		478,275	156,364	291,750	186,525
41	8020101	Silkar International Unip. Lda	New Installation Street Light at Cristo Rei - Dili District	45,715	41,149		4,567	(0)	2,789	1,778
42	8020101	Soin Murak	New installatio of mv line in Paiola to raikoak and Mota Ulun Dili District	342,535	248,091		56,438	38,005	57,610	(1,172)
43	8020101	Solitario Unip,Lda	Installation New distribution Line Mota Merak to Aiasa 1 Balibo district	372,962	292,255		80,708	-	51,007	29,700
44	8020101	Soso Electrical Unip.Lda	Emergency Maintenance of 20Kv MV Line at Oeleo to Tapo Bobonaro Subdistrict - Bobonaro District	27,056	24,351		2,706	(0)	1,649	1,057
45	8020101	Tasi Electric Unip.Lda	New Installation of MV, LV line and House Connection from Cairabela to Caicoa, Vemasse Subdistrict - Bauca District	117,445	99,828		17,617	(0)	-	17,617
46	8020101	Tiltec Unip.Lda	New MV line, installation new trasformer & extend LV line New	1,542,698	1,366,924	-	175,774	(0)	94,105	81,669
47	8020101	Top -tofi unip. Lda	Installation MV ,LV Line and house Connection From Maucatar to Nainare,fatululic sub District Covalima	230,934	165,208		65,727	(0)	41,104	24,622
48	8020101	Unical Unip,Lda	Installation New Transformer & LV Line New Distribution Line Suco katrai Kraik District Ermera	1,066,858	891,456		175,402	0	106,995	68,407
49	8020101	Vandame Unip,Lda	New Installation MV Line, Transformer and LV Line New Distribution Line Sucu Katrai-Kraik Sucu Haupe District Ermera	849,085	764,177		84,909	(0)	51,794	33,115
50	8020101	Vivere Zelim'ms Unip,Lda	New Installation MV, LV Line, and House Connection from Utadai to Corluli Bobonaro District	66,935	55,556		11,379	0	7,280	4,099
51	8020101	We-Rua Unip, Lda	New Installation of MV, LV Line and House Connection from Vemasse to Cairabela and Waigoa - Baucau District	690,194	621,175		69,019	0	42,102	26,917

Annex 2 (continuation)

No.	Codigo	Nome de Projeto	Nome de Subprojeto	Valor de Contrato	Total pagamento acumulado até Dezembro 2018	Total Despesas Jan - Jul de 2019	Despesas Estimativas para Aug - Dez 2019	Saldo Estimativas de Contrato em 2019	Estimação Alocação de Orçamento de 2020	Alocação de Orçamento de 2021
				(\$'000)	(\$'000)	(\$'000)	(\$'000)	(\$'000)	(\$'000)	(\$'000)
Program Eletricidade				67,320,439	42,844,146	788,966	14,641,160	9,046,168	12,956,065	3,434,489
8020257 - Reabilitação das Linhas de Media Voltagem-Distribuição - O projeto foi implementado, mas contrato ainda não feito				49,061,094	29,244,913	788,966	11,047,854	7,979,362	10,554,364	2,190,314
1	8020257	Adara unip.Lda	New Installation MV, LV Line and House Connection from Quelicai to Waitame, Naraborakai, Lakuliu, Baguia, and Butileo-Baucau Municipality	481,189	363,888	60,181		57,120	34,843	22,277
2	8020257	Anicla.Lda	New Installation MV, LV Line and House Connection from Bidau to Catedral - Dili Municipality	483,779	147,549		263,456	72,774	205,100	
3	8020257	Anin Tasi Unip. Lda	New Installation MV, LV Line and House Connection from Lisadila to Bantul, Gicu, Siamadu, MDG, Trans Faularan, Simodo, Melabui, Lebuai, Manukabea and Leolatai- Liquiça Municipality	1,585,216	1,274,733		310,483	-	189,395	
4	8020257	Anopa Electrical Unip. Lda	New Installation MV, LV Line and House Connection from Lacro to Mantane - Manatuto Municipality	380,583	274,330		106,253	-	64,814	
5	8020257	Aria V Unip. Lda	New Installation MV, LV Line and House Connection from Suco Mascarenhas (Aldeia 05, Alto Balide) to Suco Vilaverde (Aldeia Um de Setembro, Mate Moris and Terus Nain)-Dili Municipality	503,141	200,659		160,000	142,483	184,514	
6	8020257	Ass-Lau Unip. Lda	New Installation MV, LV Line and House Connection from Hohopu to Orema - Ermera Municipality	360,380	172,704		151,638	36,038	21,983	14,055
7	8020257	Betulala Unip. Lda	New Installation MV, LV Line and House Connection from Mertutu to Mambata, Kailmate, Hatuegas and Nilbroen - Ermera Municipality	584,192	411,499		171,606	1,087	251,014	
8	8020257	Britas Unip. Lda	New Installation MV, LV Line and House Connection from Kulau to Maubara - Liquica Municipality	288,760	217,606		71,154	-	43,404	
9	8020257	Busa.Lda	New Installation of MV, LV Line and House Connection from Liquica Vila to Loidahar, Maudemo, Hekar Loidahar, Hatuleho, Koni Leopa, Aipelo, Maumeta, and Leopa - Liquica Municipality	276,484	230,841		45,643	-	27,842	
10	8020257	Cartilo.Lda	New Installation of MV, LV line and House Connection from Timor Block to Vila Verde, Ponte Comoro and Fomento - Dili District	733,131	517,583	215,548		-	315,725	
11	8020257	Ceuilaju.Lda	New Installation of MV, LV Line and House Connection from FeederII Becora to Taibesi, Bemori and Balide - Dili Municipality	724,287	230,309		336,778	157,200	301,327	

Annex 2 (continuation)

No.	Codigo	Nome de Projeto	Nome de Subprojeto	Valor de Contrato	Total pagamento acumulado até Dezembro 2018	Total Despesas Jan - Jul de 2019	Despesas Estimativas para Aug - Dez 2019	Saldo Estimativas de Contrato em 2019	Estimação Alocação de Orçamento de 2020	Alocação de Orçamento de 2021
				(\$'000)	(\$'000)	(\$'000)	(\$'000)	(\$'000)	(\$'000)	(\$'000)
Program Eletricidade				67,320,439	42,844,146	788,966	14,641,160	9,046,168	12,956,065	3,434,489
8020257 - Reabilitação das Linhas de Media Tensão-Distribuição - O projeto foi implementado, mas contrato ainda não feito				49,061,094	29,244,913	788,966	11,047,854	7,979,362	10,554,364	2,190,314
12	8020257	De' Nara Unip. Lda	New Installation MV, LV Line and House Connection from Suco Samalari to Baliza Macalacu, Museum Daitula, Osoluga, Clinic EP-Daitula, Tudulu and Caicasa- Baucau Municipality	1,274,939	924,032		350,907	-	214,053	
13	8020257	Dediva Electrical Unip, Lda	New Installation of MV, LV Line and House Connection from Tugu Betano to Otorita, Trans Pemuda, Tani and Sesurai - Manufahi Municipality	921,674	511,456		288,616	121,603	74,178	47,425
14	8020257	Delmez Unip. Lda	New Installation Mv, Lv Line & House Connection From Quelicai to Daralata, Saraida, Lialura and Aedu Kele - Baucau Municipality	814,390	334,463		146,515	333,412	116,207	217,205
15	8020257	Derren Construction Unip.Lda.	New Installation of MV, LV Line and House Connection from Balide to Delta 3, Fomento, Manleuana, Bualaran, Aldeia Moris Dame, Eskola Fatumeta, Cacauido, Ailok Laran, Bua Laran and Lisbutak - Dili Municipality	1,292,209	769,539		78,650	444,020	318,823	125,197
16	8020257	Devita Unip., Lda	Interligado /Candeira - Mauma'a	591,750			532,575	59,175	360,968	
17	8020257	Domalbe Lda	New Installation MV, LV Line and House Connection from Lemorai to Hedemumo and Uatuari-Viqueque Municipality	351,762	253,268		90,000	8,493	60,081	
18	8020257	Embi elctric.Lda	Rehabilitasaun Linha Media Tensaun & Baixa Tensaun / Feeder 1 central elctric comoro – Rotunda	643,683			230,000	413,683	326,276	87,407
19	8020257	Eron Power, Lda	New Installation MV, LV Line and House Connection from Suai Vila to Suai Debo's Office District, Tabaklot, Matai, Kiar Laran, Audian, Aldeia Halihun, MDGS, Matai, MDGS Halihun - Covalima Municipality	987,983	774,844		71,942	141,197	472,655	
20	8020257	Fahlia Humalo Unip.Lda	New Installation Mv, Lv Line & House Connection From Holarua to Datina, Carbulau, Erluli, Luak, Ailok Laran Turon - Manufahi district	728,245	485,889		242,356	-	147,837	
21	8020257	Fica Unip. Lda	New Installation MV, LV Line and House Connection from Aikorema to Rileu, Tunubibi, Bairro Ambenum, Fauk Hun Aisirimou and Aisirimou Berkati, Remexio-Aileu Municipality	533,936	480,542		53,394	-	-	
22	8020257	Flores Unip. Lda	New Installation MV, LV Line and House Connection from Semiterio Bibi Dala to Wairagi, Buasari, Kairuilale, Watudere and Wailaha - Baucau Municipality	258,514	228,680		29,834	-	18,198	
23	8020257	Foho Rua Unip. Lda	New Installation MV, LV Line and House Connection from Bulo to Zulo - Covalima Municipality	466,841	240,138		226,703	-	146,484	
24	8020257	Funu Kolik Unip. Lda	New Installation MV, LV Line and House Connection from Tatekar to Kledik, Kirantetuk, Fukiran and Fatuberliu-Manufahi Municipality	806,642	636,958		18,229	151,456	103,507	47,949

Annex 2 (continuation)

No.	Codigo	Nome de Projeto	Nome de Subprojeto	Valor de Contrato	Total pagamento acumulado até Dezembro 2018	Total Despesas Jan - Jul de 2019	Despesas Estimativas para Aug - Dez 2019	Saldo Estimativas de Contrato em 2019	Estimação Alocação de Orçamento de 2020	Alocação de Orçamento de 2021
				(\$'000)	(\$'000)	(\$'000)	(\$'000)	(\$'000)	(\$'000)	(\$'000)
Program Eletricidade				67,320,439	42,844,146	788,966	14,641,160	9,046,168	12,956,065	3,434,489
8020257 - Reabilitação das Linhas de Media Tensão-Distribuição - O projeto foi implementado, mas contrato ainda não feito				49,061,094	29,244,913	788,966	11,047,854	7,979,362	10,554,364	2,190,314
25	8020257	Galiu Unip. Lda	New Installation MV, LV Line and House Connection from Ossu to Larigutu, Builale, Watu Buasu and Bete Cai Ana- Viqueque Municipality	532,764	446,149		79,198	7,418	52,836	
26	8020257	Glariato Unip. Lda	New Installation MV, LV Line and House Connection from Maubara Lisa to Ediri and Georana- Liquiça Municipality	407,684	328,841		78,843	-	48,094	
27	8020257	Gou-Ulu Unip. Lda	New Installation MV, LV Line and House Connection from Hohoraikik to Grotu, Baldasi, Uma Lelosae, Bifael, Bukfu, Erlihun, Raibutin and Lebutu- Ainaro Municipality	347,592	268,942		60,570	18,080	47,976	
28	8020257	Habere Unip.Lda	New Installation MV, LV Line and House Connection from Diribu to Liasidi, Nunumalau, Iralere and Ulusu, Uatulari - Viqueque Municipality	1,051,424	524,141		100,469	426,815	319,726	107,089
29	8020257	Hawa-Ali Unip. Lda	New Installation MV, LV Line and House Connection from Uaihuacu to Tugu SP3 - Baucau Municipality	163,448	147,103		16,345	-	9,970	
30	8020257	Hedge Electrical Unip. Lda	New Installation MV, LV Line and House Connection from Remexio to Ermetan, Tulatakeu, Buburlaran, Kekerasa and Roluli- Aileu Municipality	1,210,302	886,710		131,903	191,689	116,930	74,759
31	8020257	Holima Unip. Lda	New Installation MV, LV Line and House Connection from Dara Oma to Abu Uaemetale, Quelicai - Baucau Municipality	443,919	145,141		214,433	84,345	51,450	32,895
32	8020257	Hupai Construction Unip. Lda	New Installation MV, LV Line and House Connection from Hatulia to Bilimau, Tata and Titir Mata - Ermera Municipality	647,489	283,991		356,119	7,379	173,235	
33	8020257	Jmindo	New Installation of MV, LV Line and House Connection from Biterlaun Fatu Ahi to Lenuk Hun Cristo Rei - Dili Municipality	262,373	117,693		91,468	53,212	71,793	
34	8020257	Joia Leste Unip. Lda	New Installation MV, LV Line and House Connection from Bairro Pite to Aldeia ba Dame - Dili Municipality	275,458	222,456		53,002	-	32,331	
35	8020257	Jonel Unip. Lda	New Installation Mv, Lv Line & House Connection From Lefara to Hae Oli, Uani Uma and Ringgit Baru - Viqueque Municipality	555,442	423,063		132,379	-	80,751	
36	8020257	Kakuit Jaya Unip Lda	New Installation of MV, LV Line and House Connection from Suco Edi to Dimtete, Hahimu - Ainaro Municipality	571,044	423,063		83,107	64,875	58,113	6,762
37	8020257	Ladamutu Unip. Lda	New Installation of MV, LV Line and House Connection from Fatuhada to Behoris, Arbiru Beach, Comoro Market, and Bebonuk - Dili Municipality	917,123	416,628		115,714	384,780	305,300	79,480

Annex 2 (continuation)

No.	Código	Nome de Projeto	Nome de Subprojeto	Valor de Contrato	Total pagamento acumulado até Dezembro 2018	Total Despesas Jan - Jul de 2019	Despesas Estimativas para Aug - Dez 2019	Saldo Estimativas de Contrato em 2019	Estimação Alocação de Orçamento de 2020	Alocação de Orçamento de 2021
				(\$'000)	(\$'000)	(\$'000)	(\$'000)	(\$'000)	(\$'000)	(\$'000)
Program Eletricidade				67,320,439	42,844,146	788,966	14,641,160	9,046,168	12,956,065	3,434,489
8020257 - Reabilitação das Linhas de Media Tensão-Distribuição - O projeto foi implementado, mas contrato ainda não feito				49,061,094	29,244,913	788,966	11,047,854	7,979,362	10,554,364	2,190,314
38	8020257	Lalenok Fronteira, unip.lda	New Installation of MV, LV Line and House Connection from Suco Sadahur to Posto Administrativo Tilomar - Covalima Municipality	323,539	203,683	79,541		40,316	24,593	15,723
39	8020257	Lari Nisi Unip. Lda	New Installation MV, LV Line and House Connection from Ossu to Ossorua, Maimi, Umatamene and Uagia - Viqueque Municipality	475,354	329,463		145,891	-	88,993	
40	8020257	Laxana Unip. Lda	New Installation MV, LV Line and House Connection from Loubulala to Mantipu, Baboelau, Samtukulau and Hut Lau - Ainaro Municipality	452,775	355,512		97,263	-	59,330	
41	8020257	Lecora Unip. Lda	New Installation MV, LV Line and House Connection from Letefoho to Cailiti, Rotuto, Kulau Haburas and Hathur Arbouthou - Ermera Municipality	770,295	554,613		215,683	-	131,566	
42	8020257	Leqy Diga Unip. Lda.	Rehabilitasaun Linha Media Tensaun & Baixa Tensaun / Tuana laran	377,428			230,000	147,428	230,231	
43	8020257	Lero Company, Lda	New Installation of MV, LV Line and House Connection from Iliomar to Mauma'a and Mota Lihulu - Lautem Municipality	483,232	269,105		104,540	109,587	66,848	42,739
44	8020257	Lili.Lda	New Installation MV, LV Line and House Connection from Lakawa to Ouroma, Uniraba, Borugai, and Kota Mutu, Loro - Lautem Municipality	630,925	533,456		97,469	-	59,456	
45	8020257	Lolulai Unip. Lda	New Installation MV, LV Line and House Connection from Laisorulai Nara Aba to Liuraga and Batikasa - Baucau Municipality	471,847	209,782		172,415	89,651	54,687	34,964
46	8020257	Lor Construction Unip. Lda	New Installation MV, LV Line and House Connection from Ailebere to Pujiara, Arafalun and Ledo Ira, Iliomar - Lautem Municipality	432,643	311,503		121,140	-	73,895	
47	8020257	Loron Nabilan Unip. Lda	New Installation MV, LV Line and House Connection from Tilomar to Lawala MDGS 1 and MDGS 2- Covalima Municipality	245,894	169,988		75,906	-	46,303	
48	8020257	Lotas Unip., Lda	New Installation of MV, LV Line and House Connection from Aituto Flexa to Erelesu, and Libtutu - Ainaro Municipality	657,098	159,974	236,603		260,520	158,917	101,603
49	8020257	Lover Unip.Lda	New Installation Mv, Lv Line & House Connection From Caibada Makasae to Lutumumu, Kaibada Waimua, Knua Waimataoli, Kaiwa'a and Haucati - Baucau Municipality	562,859	266,829		84,351	211,678	162,766	48,912
50	8020257	Maferdi, Lda	Media Tensaun (MT) & Baixa Tensaun (BT) ba Sucus / Loetela 1 and 2	593,094			249,000	344,094	361,787	

Annex 2 (continuation)

No.	Codigo	Nome de Projeto	Nome de Subprojeto	Valor de Contrato	Total pagamento acumulado até Dezembro 2018	Total Despesas Jan - Jul de 2019	Despesas Estimativas para Aug - Dez 2019	Saldo Estimativas de Contrato em 2019	Estimação Alocação de Orçamento de 2020	Alocação de Orçamento de 2021
				(\$'000)	(\$'000)	(\$'000)	(\$'000)	(\$'000)	(\$'000)	(\$'000)
Program Eletricidade				67,320,439	42,844,146	788,966	14,641,160	9,046,168	12,956,065	3,434,489
8020257 - Reabilitação das Linhas de Media Tensão-Distribuição - O projeto foi implementado, mas contrato ainda não feito				49,061,094	29,244,913	788,966	11,047,854	7,979,362	10,554,364	2,190,314
51	8020257	Mania Unip, Lda	New Installation Mv, Lv Line & House Connection From Bulo to Lepo and Hohopu, Zumalai - Covalima Municipality	721,805	622,456		99,349	-	60,603	
52	8020257	Mantilo Unip., Lda	New Installation of MV, LV Line and House Connection from Ainaro Vila to Mau Ulo 1, Mau Ulo 2, and Maumali - Ainaro Municipality	381,044	312,809		68,235	-	41,624	
53	8020257	Mar vermelha unip.lda	Interligado /Lela Alto Lebos	315,371			162,842	152,529	192,376	
54	8020257	Marie Auxilium Unip. Lda	New Installation Mv, Lv Line & House Connection From Rotunda Hera to Rotunda Naval, Usleu, Dolok Oan and Area Branca Cristo Rei - Dili Municipality	664,352	548,976		115,375	-	70,379	
55	8020257	Marvis Unip, Lda	New Installation of MV, LV Line and House Connection from Suco Camea to Fatuahi, Caicabe, Aiteka Laran, and Buburlau - Dili Municipality	390,594	331,283		39,059	20,252	36,180	
56	8020257	Mau - Tasi	Media Tensaun (MT) & Baixa Tensaun (BT) ba Sucos / Darabatabere - Waililiku - Bu'ubere	257,456			231,720	25,736	157,048	
57	8020257	Mestri Ana Tena Unip. Lda	New Installation MV, LV Line and House Connection from Tulatakeu to Aikurus Dasilelo and Faturasa- Aileu Municipality	1,058,571	767,127	144,453		146,991	89,664	57,327
58	8020257	Minidel Unip. Lda	New Installation MV, LV Line and House Connection at Baucau Laumana- Baucau Municipality	235,258	24,436		28,649	182,173	14,906	167,267
59	8020257	Nehek Mean ,Lda	Media Tensaun (MT) & Baixa Tensaun (BT) ba Sucos / Barique 1 - Barique 2	458,079			412,271	45,808	279,428	
60	8020257	NV - Gol Unip. Lda	New Installation Mv, Lv Line & House Connection From Manatuto Vila to Suco Aitias - Manatuto Municipality	167,734	139,588		28,146	-	17,169	
61	8020257	Oitenta Unip. Lda	New Installation MV, LV Line and House Connection from Laumana to Osolia and Abulir- Baucau Municipality	460,280	343,303		62,568	54,409	33,685	20,724
62	8020257	Petaju Unip.Lda	New Installation Mv, Lv Line & House Connection From Fleixa to Lisuhati, Lihuntutu & Daurilala - Ainaro Municipality	996,017	447,906		248,295	299,816	273,223	26,593
63	8020257	Power Engineering Construction Unip. Lda	New Installation MV, LV Line and House Connection from Buava to Defawasi - Baucau Municipality	485,366	383,385	52,640		49,341	29,976	19,365

Annex 2 (continuation)

No.	Codigo	Nome de Projeto	Nome de Subprojeto	Valor de Contrato	Total pagamento acumulado até Dezembro 2018	Total Despesas Jan - Jul de 2019	Despesas Estimativas para Aug - Dez 2019	Saldo Estimativas de Contrato em 2019	Estimação Alocação de Orçamento de 2020	Alocação de Orçamento de 2021
				(\$'000)	(\$'000)	(\$'000)	(\$'000)	(\$'000)	(\$'000)	(\$'000)
Program Eletricidade				67,320,439	42,844,146	788,966	14,641,160	9,046,168	12,956,065	3,434,489
8020257 - Reabilitação das Linhas de Media Voltagem-Distribuição - O projeto foi implementado, mas contrato ainda não feito				49,061,094	29,244,913	788,966	11,047,854	7,979,362	10,554,364	2,190,314
64	8020257	Prodiak Unip. Lda	New Installation MV, LV Line and House Connection from Suco Lamlesu to Suco Betulau, Fatu Brita, Quirica and Lebutung-Aileu Municipality	439,592	376,284		63,308	-	38,618	
65	8020257	RG Unip. Lda	New Installation MV, LV Line and House Connection from Mertuto to Mambrata, Samatrae, Nilbroen, Manukokorek and Leimea Kalimate - Ermera Municipality	1,260,868	944,669		98,849	217,350	192,881	24,469
66	8020257	Ria Tu Unip. Lda	New Installation MV, LV Line and House Connection from Suco Edi, Maulau, Tiltuku and Maubisse Vila - Ainaro Municipality	1,032,412	452,656		476,529	103,226	353,651	
67	8020257	Rufrans Unip. Lda	New Installation MV, LV Line and House Connection from Lebumeo to Fatubesi, Bete Nafa and Barugara- Ermera Municipality	703,830	521,162		66,621	116,048	111,428	4,620
68	8020257	Saanami Unip. Lda	New Installation MV, LV Line and House Connection from Quelicai Letemumu to Laculiu, Mukububu, Lakudala and Situibere - Baucau Municipality	356,530	317,276		39,254	-	23,945	
69	8020257	Savana Unip. Lda	Installation MV, LV Line and House Connection from Atabae to Rairobo, Faturase and Limanro - Bobonaro Municipality	768,070	160,168		33,618	574,285	97,702	476,583
70	8020257	Se-Mauhin Unip. Lda	New Installation MV, LV Line and House Connection from Nunomoge to Dare, Mausiga, Hatukeru, Goulora, Loetelu 1 and Loutelu 2- Ainaro Municipality	1,230,059	494,349			735,710	448,783	286,927
71	8020257	Sonalevi Unip. Lda	New Installation MV, LV Line and House Connection From Rotunda Nicolau Lobato to Terminal Tasi Tolu-Dili Municipality	174,335	124,814		49,521	-	30,208	-
72	8020257	Taloba Electric Unip. Lda	New Installation MV, LV Line and House Connection from Dihohati to Rileu, Maumata and Fahisoi- Aileu Municipality	352,645	197,415		119,965	35,265	-	-
73	8020257	Tasibala III Unip. Lda	New Installation Mv, Lv Line & House Connection From Laclubar Vila to Funar And Fatuk Manu - Manatuto Municipality	695,421	213,620		97,593	384,207	130,308	-
74	8020257	Terolau Unip. Lda	New Installation MV, LV Line and House Connection from Manutasi to Cailoko and Hatobuilico - Ainaro Municipality	1,297,166	785,218		511,948	-	478,983	-
75	8020257	Thaluru Unip. Lda	New Installation MV, LV Line and House Connection from Gurasa to Sirima-Baucau Municipality	765,347	616,722		148,625	-	90,661	-
76	8020257	Tuto Deni Unip. Lda	New Installation MV, LV Line and House Connection from Fleixa to Nunumoge, Tatiri and Mulo - Ainaro Municipality	997,025	479,436		403,356	114,233	69,682	-

Annex 2 (continuation)

No.	Código	Nome de Projeto	Nome de Subprojeto	Valor de Contrato	Total pagamento acumulado até Dezembro 2018	Total Despesas Jan - Jul de 2019	Despesas Estimativas para Aug - Dez 2019	Saldo Estimativas de Contrato em 2019	Estimação Alocação de Orçamento de 2020	Alocação de Orçamento de 2021
				(\$'000)	(\$'000)	(\$'000)	(\$'000)	(\$'000)	(\$'000)	(\$'000)
Program Eletricidade				67,320,439	42,844,146	788,966	14,641,160	9,046,168	12,956,065	3,434,489
8020257 - Reabilitação das Linhas de Media Tensão-Distribuição - O projeto foi implementado, mas contrato ainda não feito				49,061,094	29,244,913	788,966	11,047,854	7,979,362	10,554,364	2,190,314
77	8020257	Vairoque Unip., Lda	New Installation MV, LV Line and House Connection from Wanira to Wairoke, Ulukisi, Ailembere, and Liarafa, Luro - Lautem Municipality	593,550	406,629		108,699	78,223	114,022	-
78	8020257	Venvades Construction Unip. Lda	New Installation MV, LV Line and House Connection at Suai Lokeu Oges- Covalima Municipality	174,952	95,347		51,523	28,082	48,559	-
79	8020257	Vinario Unip., Lda	New Installation of MV, LV Line and House Connection from Hera Ailok Laran to Sokaer Laran - Dili Municipality	323,645	280,403		43,242	-	26,378	-
80	8020257	Virgo Amor Unip. Lda	New Installation MV, LV Line and House Connection from Kaitarahei to Tokoluli, and Gleno-Ermera Municipality	184,286	134,991		49,296	-	30,070	-
81	8020257	Winner Electrical Engineering Unip.Lda	New Installation Mv, Lv Line & House Connection From Alawa Kraik vila to Aflagia, Larisula, Aharobuk, Kaibeu & Kaifeu, Baguia - Baucau Municipality	1,182,678	1,043,148		105,457	34,074	85,114	-

Annex 3: Construction and supervision for development of the South Coast (Rehabilitation of Suai airport), BL-8080101

No.	Código	Nome de Projeto	Nome de Subprojeto	Companhia	Valor de Contrato	Total Pagamento acumulado até Dezembro de 2018	Total Despesas Jan - Julio de 2019	Despesas Estimativas para Agosto - Dezembro 2019	Saldo Estimativas de Contrato em 2019	Alocação de Orçamento de 2020	Alocação de Orçamento de 2021	Alocação de Orçamento de 2022	Alocação de Orçamento de 2023
					(\$'000)	(\$'000)	(\$'000)	(\$'000)	(\$'000)	(\$'000)	(\$'000)	(\$'000)	(\$'000)
Program Aeroportos					79,632	60,542	-	6,323	10,097	8,854	2,526	900	480
1	8080101	Concepção de construção e supervisão para o desenvolvimento de infra-estruturas na Costa Sul (reabilitação do aeroporto de Suai)	Upgrading of Existing Suai Airport, Suai, Timor Leste	PT Waskita Karya (Persero) Tbk	67,687	56,697		5,495	5,495	6,419			
2			Construction Supervision for the Upgrading of Existing Suai Airport	Jurutera Perunding Zaaba Sdn. Bhd (Malaysia)	4,375	3,845		328	202	435	66.13		
3			Construction of Infrastructure Facilities for the Support of the Democratic Republic of Timor Leste - Covalima District in Holbelis, Suai	TBD	4,800	-		480	4,320	750	2,200	890	480
4			Resettlement ba Liberasaun Rai no Aihoris ba Konsurusau Uma Fase II iha Aldeia Holbelis	Ema afetadu	2,500					1,250			
5			Construction of Wall for Permanent Cemetery in Suai Airport Area in Covalima Municipality	TBD	100			20	80		90	10	
6			Construction of Permanent Cemetery in Suai Airport Area and Highway Road: in Dais, Holba and Meop in Covalima Municipality	TBD	170						170		
7			Resettlement of the affected community from the Airport development in Suai										
8			Resettlement of the affected community from the Airport development in Suai						-				

Annex 4: Preparation of design and supervision, BL-8090501

No.	Código	Dono de Projeto	Nome de Projeto	Nome de Sub Projeto	Valor de Contrato	Total Pagamento acumulado até Dezembro de 2018	Total Despesas Jan - Julho de 2019	Despesas Estimativas para Agosto - Dezembro 2019	Saldo Estimativas de Contrato em 2018	Alocação de Orçamento de 2020	Alocação de Orçamento de 2021	Alocação de Orçamento de 2022	Alocação de Orçamento de 2023	Alocação de Orçamento de 2024
					(\$'000)	(\$'000)	(\$'000)	(\$'000)	(\$'000)	(\$'000)	(\$'000)	(\$'000)	(\$'000)	(\$'000)
Program Preparação de Desenhos e Supervisao-Novos Projectos (Codigo: 8090501)					15,590	2,044	-	746	1,800	9,993	11,050	950	-	-
1	8090501	MAP	Preparação de Desenhos e Supervisao-Novos Projectos	Consulting Services for the Detailed Engineering Design of the New Office of MAP	600	600	-	-	-					
2		MOP		Consulting Services for The Detailed Engineering Design of The IGE Office, Workshop, Warehouse Complex Building	295	295	-	-	-					
3		MCIA		Detailed Engineering Design of MCIA Office Building	270	103	-	167	-	167				
4		MCIA		Detailed Engineering Design of MCIA Training Centre	217	-	-	217	-	217				
5		MCIA		Detailed Engineering Design (DED) for the New Market of Ainaro Phase I, Maliana Phase II and Manatuto Phase II	209	209	-	-	-	10				
6		MAE		Detailed Engineering Design (DED) and Construction Supervision Services for The Three Project : The New Building for the Municipio de Manatuto, New Building for the Assembleia Municipal de Manatuto and Rehabilitation of Saututo Residence	493	468	-	-	25	25				
7		SECOM		Detail Design for Press Conference Office Building	200	76	-	124	-					
8		SECOM		Rehabilitação dos Estudos e Escritório da RTTL, EP					-					
9		MDS/MOF		Financial Advisory Services Agreement between Government of Timor-Leste and International Finance Corporation on Health Diagnostic Services PPP Project	333	111	-	222	-	424				
10		MAE		Desenho e Estudos do Novo Edifício Arquivo Nacional					-					
11		MTAC		Museu do Aipelo e Centro Cultural de Liquiçá		-	-		-					
12		MTAC		Museu de Dair					-					
13		MdF		Preparasaun Desenho Detalhado ba Estrada, Electricidade e Aguas ba Funcionamento Porto Tibar	1,700	-	-	-	1,700	1,700				
14		MAP		Estudo de Viabilidade para Projeto de Infraestrutura	273	182		16	76					
15				Preparasaun Desenho ba Konstrusaun moru proteasaun ba Ponte						1,000				
16				Supervisaun ba Konstrusaun Estrada 12 Pakote iha Municipiu 2020(224,7 km)						1,000				
17				Estudo no Preparasaun Desenho Estradas Municipais						1,000				
18				Estudo no Preparasaun Desenho Detalhado ba Pontes						1,000				

Annex 4: (continuation)

No.	Codigo	Dono de Projeto	Nome de Projeto	Nome de Sub Projeto	Valor de Contrato	Total Pagamento acumulado até Dezembro de 2018	Total Despesas Jan - Julho de 2019	Despesas Estimativas para Agosto - Dezembro 2019	Saldo Estimativas de Contrato em 2018	Alocação de Orçamento de 2020	Alocação de Orçamento de 2021	Alocação de Orçamento de 2022	Alocação de Orçamento de 2023	Alocação de Orçamento de 2024
					(\$'000)	(\$'000)	(\$'000)	(\$'000)	(\$'000)	(\$'000)	(\$'000)	(\$'000)	(\$'000)	(\$'000)
Program Preparação de Desenhos e Supervisao-Novos Projectos (Codigo: 8090501)					15,590	2,044	-	746	1,800	9,993	11,050	950	-	-
19				Habitasaun Eksesivel (PPP-Servicos preparativos desenho e estudo (Resettlement Site Clearance)						1,000	500			
20				Turismo relasionada infraestruturas (PPP-Servicos preparatorios desenho e estudos)						600	1,500			
21				Review Design of Supreme Court & Justice						150				
22	8090501		Preparação de Desenhos e Supervisao-Novos Projectos	Preparasaun Estudo no Desenho Detalhado ba Edificio Tribunal Distrital						-				
23				Estudo no Preparasaun Desenho Detalhado ba Edificio PARLAMENTU NACIONAL						200				
24				Preparasaun Estudo no Desenho ba Edificio IPG						500				
25				Nova proposta de projeto para estudo e dezenho para 2020										
26		MOP		Construsaun Ponte Samalari (Laga-Bagia)	1,000						900	100		
27		MOP		Construsaun Ponte Sana (Uatulari - Laisurulai)	1,000						900	100		
28		MOP		Construsaun Ponte Sumako (Lacluta Uma Tolu)	600						540	60		
29		MOP		Construsaun Ponte Maloa 5 (Matadoru- RTK)	900						810	90		
30		MOP		Construsaun Ponte Comoro Mota Ulun (Dili - Aileu)	1,500					1,000	500			
31		MOP		Construsaun Ponte Suco Liurai (Aileu - Liquidoe)	1,000						900	100		
32		MOP		Construsaun Ponte Maubara 1 (Liquica)	800						720	80		
33	8090501	MOP	Preparação de Desenhos e Supervisao-Novos Projectos	Construsaun Ponte Bera Railaco (Railaco Kraik-Railaco Leten)	100						90	10		
34		MOP		Construsaun Ponte Tutuluro (Same - Fahi Nehan)	1,500						1,350	150		
35		MOP		Construsaun Ponte Sanfuk (Suai)	600						540	60		
36		MOP		Construsaun Ponte Mota ain (100m)	1,000						900	100		
37		MOP		Redesign Ponte Hinode 2 (250m)	1,000						900	100		
Program Preparação de Estudo de Fesibilidade para Projeto de Infraestrutura (Codigo: 8090501)					4,500	-	-	-	4,500	4,000	650	-	-	-
1		MOP / MPIO		Estudo de Fesibilidade para Projeto de Infraestrutura	3,000				3,000	2,800	200			
2		MARLP/SE COMS		EstúdsViabilidade para construcao e supervisao edificio Escritório da RTTL, EP e TATOLI Agencia IP.	300				300	300				
3	Novo	PN	Estudo de Fesibilidade para Projeto de Infraestrutura	EstúdsViabilidade para construcao e supervisao edificio Escritório Parlamento Nacional	500				500	350	150			
4		MAP		Feasibility study and Detailed Design of Dam Scheme in Timor-Leste	500				500	350	150			
5		SEFOPE		Estúds Viabilidade para Konstrusaun excelencia ba Mao de Obra Kualifikada (SEM K)/Timor-Leste Center of Excellence for Qualified Workforce (TL-CEQW)	200				200	200	150			

Annex 5: List of Road emergency projects from 2013 (9 projects), BL-8090118

No	Município	Dono de Projecto	Nome de Projeto	Companhia	Valor de Contrato	Total Pagamento acumulado até Dezembro de 2018	Total Despesas Jan - Julho de 2019	Despesas Estimativas para Agosto - Dezembro 2019	Saldo Estimativas de Contrato em 2019	Alocação de Orçamento de 2020	Alocação de Orçamento de 2021	Alocação de Orçamento de 2022	Alocação de Orçamento de 2023
					US\$	US\$	US\$	US\$	US\$	US\$	US\$	US\$	US\$
Anexo 5: Construção de estrada de emergência implementado em 2013 (Codigo: 8090118)													
VIQUEQUE													
1	Viqueque	MOP	Emergency work package caused by climate change on June 2013 (Gabion protection works in Lamak Laran) Municipio Viqueque	Consortio Unidos Genero, Lda	75,261	66,229		9,031	0	-	9,032		
Sub Total					75,261	66,229	-	9,031	-	-	9,032	-	-
MANUFAHI													
1	Manufahi	MOP	Emergency proposed for the new construction of bridge with retaining wall in Area Wee Kakau Oan 1	Consortio Alcafer Lda	406,144	-		0	406,144	100,000	306,144		
2	Manufahi	MOP	Emergency proposed for the new construction of bridge box protection with retaining wall in Area Wee Kakau Oan 2	Consortio Nacional Manufahi Lda	553,599	42,900		0	510,699	200,000	310,699		
3	Manufahi	MOP	Emergency proposed for the new construction of bridge, gabion box protection with retaining wall in area fahiluhan, holarua, posto Same, Municipio Manufahi	Consortio Instabe unip. Lda	419,278	-		0	419,278	100,000	319,278		
4	Manufahi	MOP	Emergency proposed for new construction of bridge, gabions box protection with retaining wall in area Beao, Fatu Besi	Consortio Nacional ba futuro Unip.Lda	468,687	45,939		0	422,748	200,000	222,748		
5	Manufahi	MOP	New construction of bridge with retaining wall in area we bikas	Consortio Unimafa Lda	377,956	45,458		0	332,498	200,000	132,498		
6	Manufahi	MOP	Emergency proposed for the new construction of bridge, gabions box protection with retaining wall in Area Fatuk Mutin	Consortio Fatu Ledu unip. Lda	451,569	-		0	451,569	200,000	251,569		
Sub Total					2,677,234	134,297	-	-	2,542,937	1,000,000	1,542,936	-	-
MANATUTO													
1	Manatuto	MOP	Proposed Emergency Project Location No.5, Clearing of Shoulder Chainage 03 + 714 - 13 +200 in Salau		2,783	-		0	2,783	-			
Sub Total					2,783	-	-	-	2,783	-	-	-	-
Konsultant													
1	Multi	MOP	Design and Construction Supervision Services Emergency Package Project for the year 2013 Municipalities of Covalima, Ainaro and Manufahi	Maun Alin Suai Unip Lda	379,631	280,852	38,418	60,362	0		60,362		
Sub Total					379,631	280,852	38,418	60,362	0	-	60,362	-	-
Total					3,134,908	481,378	38,418	69,393	2,545,720	1,000,000	1,612,330	-	-

Annex 6: Rehabilitation projects for flood control (4 projects), BL-8090235

No	Município	Dono de Projecto	Nome de Projeto	Companhia	Valor de Contrato	Total Pagamento acumulado até Dezembro de 2018	Total Despesas Jan - Julho de 2019	Despesas Estimativas para Agosto - Dezembro 2019	Saldo Estimativas de Contrato em 2019	Alocação de Orçamento de 2020	Alocação de Orçamento de 2021	Alocação de Orçamento de 2022	Alocação de Orçamento de 2023
					(US\$)	US\$	US\$	US\$	US\$	US\$	US\$	US\$	(US\$)
4 Projectos - Reabilitação de Estradas - Controlo de Cheias (Codigo: 8090235)													
1	Dili	MOP	Emergency works along Becora river and drainage protection	Carya Timor Leste Lda	943,709	772,988		113,245	57,477		170,722		
2	Manufahi	MOP	Construction of gabion wall at Caraulun River, Manufahi district	Consorcio Nasional Manufahi, Ida	1,828,702	1,531,702		219,444	77,556	182,870	114,131		
3	Manufahi	MOP	Construction of gabion retaining wall at Ayasa River, Manufahi district	Consorcio Nasional Manufahi, Ida	3,668,712	3,029,366		440,245	199,101	366,871	272,475		
4	Dili	MOP	New construction retaining wall and check Dam for Comoro River Upstream (Beduku) Package I, Municipality of Dili	Tinolina Unipessoal, Lda	4,404,284	3,875,739		528,546	-	-	528,546		
Total					10,845,407	9,209,794	-	1,301,481	334,133	549,741	1,085,874	-	-

Annex 7: Rehabilitation of road Dili-Manleuana-Solerema-Aileu 15 km (4 projects), BL-8090252

No	Município	Dono de Projecto	Nome de Projeto	Companhia	Valor de Contrato	Total Pagamento acumulado até Dezembro de 2018	Total Despesas Jan - Julho de 2019	Despesas Estimativas para Agosto - Dezembro 2019	Saldo Estimativas de Contrato em 2019	Alocação de Orçamento de 2020	Alocação de Orçamento de 2021	Alocação de Orçamento de 2022	Alocação de Orçamento de 2023
					US\$	US\$	US\$	US\$	US\$	US\$	US\$	US\$	US\$
4 Projectos - Reabilitação de estradas Dili-Manleuana-Solerema-Aileu 15 km (Codigo: 8090252)													
1	Aileu	MOP	Rehabilitation of Beducu Sarlala Roads (Ex. Japan) Sta. 6+300 - Sta. 8+968.45	Mejori, Lda	4,451,282	1,743,142	-	924,311	1,783,829	500,000	1,283,829		
2	Aileu	MOP	Road rehabilitation project, Sarlala - Bemos - Manleuana - Timor block link, Package 1: Sta. 0+000 - Sta. 2+800	Aspalink Unip Lda	4,128,652	2,401,323	538,417	287,314	901,598	762,149	139,449		
3	Aileu	MOP	Road rehabilitation project, Sarlala - Bemos - Manleuana - Timor block link, Package 1: Sta. 2+800 - Sta. 6+300	Jonize Construction Unip Lda	4,645,457	2,284,869	717,203		1,643,385	1,000,000	643,385		
4	Dili	MOP	Aspaltting Dili Beduku Sarlala-aileu (Air Terjun /Bandru Lebudoe Sta. 6+700 - 19+000	TBD - Estimasaun Valor Contract	13,000,000	-		-	13,000,000		5,000,000	5,000,000	3,000,000

Annex 8: Rehabilitation and construction of urban roads, Phase II (19 projects), BL-8090267

No	Município	Dono de Projecto	Nome de Projecto	Companhia	Valor de Contrato	Total Pagamento acumulado até Dezembro de 2018	Total Despesas Jan - Julho de 2019	Despesas Estimativas para Agosto - Dezembro 2019	Saldo Estimativas de Contrato em 2019	Alocação de Orçamento de 2020	Alocação de Orçamento de 2021	Alocação de Orçamento de 2022	Alocação de Orçamento de 2023
19 Projectos - Reabilitação e construção de estradas urbanas Fase II (Codigo: 8090267)					US\$	US\$	US\$	US\$	US\$	US\$	US\$	US\$	US\$
1	Dili	MOP	Dili Roads and Drainage Rehabilitation, Roads Section Bidau - ANZ- Palacio Governo	Aspalink Unip Lda	3,490,503	2,764,435		418,860	307,208	349,050			
2	Dili	MOP	Dili Roads and Drainage Rehabilitation, Roads Section Leader - Elemloi	Hedge Construction Unip Lda	1,935,713	1,397,879		232,286	305,549	193,571	111,978		
3	Dili	MOP	Dili Roads and Drainage Rehabilitation, Roads Section Halilaran - Matadoro - Ponte Obrigado Barak	Monte Veado Unip Lda	4,425,936	3,846,742		531,112	48,082	442,594			
4	Dili	MOP	Dili Roads and Drainage Rehabilitation Project, Ponte Obrigado Barak to Cathedral	World Construction & Excavation Lda	1,608,571	861,556		-	747,015	160,857	586,158		
5	Dili	MOP	Dili Roads and Drainage Rehabilitation SD Fomento - Uma Roofing	King Konstruktion Unipessoal Lda	3,225,598	2,451,654		387,072	386,873	322,560	64,313		
6	Dili	MOP	Dili Roads and Drainage Rehabilitation Timor Block Junnction to Elemloi Jct	Funan Buras Unipessoal Lda	1,239,285	971,222		148,714	119,348	123,928			
7	Dili	MOP	Dili Roads and Drainage Rehabilitation Timor Block Junction to SD Fomento	Aban Loron Futuru Unipessoal Lda	2,963,389	1,931,668		-	1,031,720	296,339	735,381		
8	Dili	MOP	Dili Roads and Drainage Rehabilitation Fomento I to Timor Block Junction	Lizy Unipessoal Lda	1,523,411	904,368			619,043	152,341	466,702		
9	Dili	MOP	Dili Roads and Drainage Rehabilitation Elemloi Jct Hudilaran	Tinolina Unipessoal Lda	4,603,144	3,974,027			629,117	460,314			
10	Dili	MOP	Dili Roads and Drainage Rehabilitation Hudilaran - Bairro Pite	Pereira Limitada Unipessoal Lda	4,223,035	1,906,292		806,744	1,510,000	422,304	1,087,696		
11	Dili	MOP	Dili Roads and Drainage Rehabilitation Timor Block east Comoro river and intersection of futura bridge 3 west Comoro	Sangus I Unipessoal Lda	3,752,598	1,252,609		938,149	1,561,839	375,260	1,186,579		
12	Dili	MOP	Dili Roads and Drainage Rehabilitation down stream Comoro bridge area roads	Nautetu I, II Unipessoal Lda	2,377,535	546,769		200,000	1,630,766	237,754	545,461	585,305	
13	Dili	MOP	Dili Roads and Drainage Rehabilitation Ocean view (Arbiru Hotel) Comoro river down stream Comoro Bridge (North of Bridges)	G and S Unipessoal Lda	4,290,731	2,580,787		200,000	1,509,945	429,073	540,436	540,436	
14	Dili	MOP	Dili Roads and Drainage Rehabilitation Cruzamento Aitarak Laran Mesid An'ur KBRI	Helmi Construction Unipessoal Lda	3,501,758	509,575	152,817	200,000	2,639,366	500,000	800,000	781,440	557,916
15	Dili	MOP	Dili Roads and Drainage Rehabilitation Palacio Presidente - Financas - Tasi Iibun	Hidayat Unipessoal Lda	3,854,769	1,181,234	77,839	200,000	2,395,696	500,000	966,562	462,573	466,561
16	Dili	MOP	Roads and Drainage Rehabilitation Auto Timor - Bebonuk	Hidayat Unipessoal Lda	2,417,425	367,852	96,144	200,000	1,753,430	500,000	731,000	290,091	232,339
17	Dili	MOP	Rehabilitation of Sloi Tocoluli roads Aileu	Mendith UnipLda	218,232	71,886	120,158	-	26,188	26,188	26,188		
18	Aileu	MOP	New Junction and turn Lane of Leader in Municipality of Dili	Hedge Construction Unipessoal, Lda	417,752	359,619			58,132	41,775	16,357		
19	Dili	MOP	New Water Fountain in Round Park (Dili District)	Tinolina Unipessoal, Lda	275,564	201,805		33,068	40,691		33,068		
19			Total		50,344,947	28,081,978	446,957	4,496,005	17,320,008	5,533,908	7,897,880	2,659,845	1,256,816

Annex 9: List of emergency projects in 5 Municipalities from 2013 (Package B: 11 projects), BL-8090453

No	Município	Dono de Projecto	Nome de Projeto	Companhia	Valor de Contrato	Total Pagamento acumulado até Dezembro de 2018	Total Despesas Jan - Julho de 2019	Despesas Estimativas para Agostu - Dezembro 2019	Saldo Estimativas de Contrato em 2019	Alocação de Orçamento de 2020	Alocação de Orçamento de 2021	Alocação de Orçamento de 2022	Alocação de Orçamento de 2023
					US\$	US\$	US\$	US\$	US\$	US\$	US\$	US\$	
11 Projectos from 38 Projecto Emergencia 2013 em 5 Municipios ainda não pago (PACOTE B) - Codigo: 8090453													
COVALIMA													
1	Covalima	MOP	Protection in Lalawa/Halis	Consorcio Prospeiro Covalima Lda	280,094	-			280,094	-	280,094		
2	Covalima	MOP	New construction of drainage in Suai Loro 1 (Bebusa to Suai Loro)	Consorcio Naroman Covalima, Group Lda	1,223,216	68,554		354,663	800,000	611,608	188,392		
3	Covalima	MOP	River normalization and protection in Fatuk Oan	Consorcio Lorico Covalima	482,705	362,886		119,819	-		119,900		
4	Covalima	MOP	Emergency-River normalization and road protection Ogues	Consorcio Tubun Esperanca	566,988	244,206			322,782	56,699	266,083		
5	Covalima	MOP	Emergency new construction of bridge, gabions and normalization in Busakukun	Consorcio Zemo Lda	970,974	429,861		289,903	251,211	145,646	105,565		
			Sub Total		3,523,977	1,105,507	-	764,384	1,654,087	813,953	960,034	-	-
AINARO													
1	Ainaro	MOP	Slope protection and road normalization works at Betama Casa Area 7	Consorcio mada unidade	117,507	-		-	117,507	11,751	105,756		
			Sub Total		117,507	-	-	-	117,507	11,751	105,756	-	-
MANUFAHI													
1	Manufahi	MOP	Emergency proposed for the New construction of drain channel with pipe culvert in area Lalika, Betano, Same	Consorcio Cablaki Oan Lda	363,040	87,789	\$ 258,478	-	16,773	16,773	15,096		
2	Manufahi	MOP	Emergency new construction of gabion box protection random fill in area Lacro, Baria Laran, Uma Berloik, Alas	Consorcio 1912 MF Lda	440,564	328,590		19,286	92,688	66,085	26,604		
3	Manufahi	MOP	Emergency new construction of pipe culvert, gabion box with retaining wall in area Kaikasa, Fatuberliu	Consorcio Anley Reslaun Lda	332,870	60,010	\$ 145,582	-	127,278	76,830	127,280		
4	Manufahi	MOP	Emergency proposed for the new construction of gabion box protection with retaining wall in area La-Diki, Letefoho, Same	Consorcio Habain Lda	22,019	-		-	22,019		22,020		
5	Manufahi	MOP	Emergency proposed for the New Const.of Gabion Box Protection, Random fill with Retaining wall in area carau ulun, betano same	Consorcio Nasional Samdil Ltd	919,253	771,493			147,760				
			Sub Total		2,077,746	1,247,882	404,060	19,286	406,518	159,687	190,999	-	-
11			Total		5,719,230	2,353,388	404,060	783,670	2,178,112	985,391	1,256,790	-	-

Annex 10: List of Emergency projects for Roads (20 projects), BL-8090454

No	Município	Dono de Projeto	Nome de Projeto	Companhia	Valor de Contrato	Total Pagamento acumulado até Dezembro de 2018	Total Despesas Jan - Julho de 2019	Despesas Estimativas para Agosto - Dezembro 2019	Saldo Estimativas de Contrato em 2019	Alocação de Orçamento de 2020	Alocação de Orçamento de 2021	Alocação de Orçamento de 2022	Alocação de Orçamento de 2023
					US\$	US\$	US\$	US\$	US\$	US\$	US\$	US\$	US\$
20 Projectos from 34 Projetus Emergencia nebe implementa ona, hetan ona inspeksaun no persiza atu selu - (Codigo: 8090454)													
1	Baucau	MOP	Rehabilitasaun Estrada Venilale - Hatulia - Uaimori fase 0+000-10+300, Baucau Municipality	Ruvic unip, Ida	4,897,636	806,110	204,260	500,000	3,387,266	500,000	1,000,000	999,500	887,766
2	Baucau	MOP	Rehabilitation of Road Section: Hatulia - Uaimori Road Package 2 Sta. 10+300-Sta. 15+475 in Baucau	Uma Liurai unip, Ida	3,664,123	555,267	52,112	500,000	2,556,744	500,000	800,000	617,000	439,695
3	Baucau	MOP	Rehabilitasaun Estrada Venilale - Hatulia - Uaimori fase 15+476-20+625	Bihaltur Unip, Ida	2,073,894	188,465		518,474	1,366,956	500,000	468,000	398,956	
4	Baucau	MOP	Rehabilitasaun Estrada Venilale - Hatulia - Uaimori fase 20+625-25+775	Loke Matan unip, Ida	2,455,167	-		250,000	2,205,167	500,000	555,500	555,000	594,667
5	Baucau	MOP	Rehabilitasaun Estrada Venilale - Hatulia - Uaimori fase 25+775-30+880	Cburela unip,Ida	1,949,918	-	68,968	250,000	1,630,951	500,000	646,000	484,951	
6	Covalima	MOP	Rehabilitation of Roads 5.400 Km (0+000-5+400) Aldeia Leogore to Aldeia iha Roads Covalima Municipality	Maun Alin Suai, Unip.Lda	955,723	656,137		184,898	114,687	29,959	84,728		
7	Covalima	MOP	Rehabilitation of Mota Masin to Heimanu Road Sta. 0+000-6+300 Municipality of Covalima	Grupo National de Desenvolvimento (GND) Lda	4,941,275	2,559,545		1,788,730	593,000	238,173	354,827		
8	Covalima	MOP	Reh. Mota Masin to Haemanu Roads Sta. 6+300-11+900	Victoria Const. Unip. Lda	4,392,244	3,324,938		540,236	527,070	106,731	420,339		
9	Covalima	MOP	Reh. Mota Masin to Haemanu Roads Sta. 11+900-17+500	Rubic Unip. Lda	4,392,244	3,309,851		555,323	527,070	108,239	418,831		
10	Covalima	MOP	Reh. Mota Masin to Haemanu Roads Sta. 17+500-23+800	Expres Distribution Services Unip. Lda	4,941,275	495,866	1,557,548	500,000	2,387,861	988,255	600,000	594,908	204,698
11	Covalima	MOP	Reh. Mota Masin to Haemanu Roads Sta. 23+800-30+100	Bobolait Lda	4,941,275	3,636,645		711,629	593,000	227,049	365,951		
12	Covalima	MOP	Reh. Mota Masin to Haemanu Roads Sta. 30+100-35+000	Holgapa Lda	3,843,214	798,113	2,163,392	416,709	465,000	88,171	376,829		
13	Covalima	MOP	Reh. Mota Masin to Haemanu Roads Sta. 35+000-40+000	Star King Unip. Lda	3,921,646	2,675,471		775,176	471,000	124,618	346,382		
14	Dili	MOP	New Construction of Median Line Lider-Elemloi, Timor Block-Elemloi, Elemloi-Hudilaran, Fomento 1-Timor Block, Timor Block-SD Fomento	Tino Lina Unip. Lda	776,622	347,740	230,117	-	198,765	69,343	129,422		
15	Dili	MOP	New Construction of Dili Road and Drainage (Asgor Junction to Bemos)	Starking Const Unip Lda	3,401,312	2,993,155		408,157	-				
16	Dili	MOP	Road and Drainage Rehabilitation Project Aimutin to Manleuana	Aspalink	2,238,075	404,231	729,863	-	1,103,980	110,398	993,582		
17	Ermera	MOP	Ermera - hatulia roads rehabilitasaun phase II Sta. 12+000-22+00	Shabryca unip, Ida	4,243,925	3,734,654		409,048	100,223				
18	Ermera	MOP	Ermera - Hatulia Roads rehabilitation phase I Sta 12+000-16+000	Holgapa Lda	4,582,997	1,751,072	383,221	762,528	1,686,175	687,449	998,726		
19	Ermera	MOP	Emergency Works bugasa Gleno in Ermera Municipality	Vilagem Construction Lda	159,147	42,966	97,083		19,098				
20	Ermera	MOP	Emergency Talikotu Lauala Humboe	Vilagem Construction Lda	253,069	171,441	51,259	-	30,368				
20			Total		63,024,778	28,451,668	5,537,823	9,070,907	19,964,380	5,278,384	8,559,119	3,650,314	2,126,826

Annex 11: List of road projects in 12 Municipalities (29 projects), BL-8090455

No	Município	Dono de Projeto	Nome de Projeto	Companhia	Valor de Contrato	Total Pagamento acumulado até Dezembro de 2018	Total Despesas Jan - Julho de 2019	Despesas Estimativas para Agosto - Dezembro 2019	Saldo Estimativas de Contrato em 2019	Alocação de Orçamento de 2020	Alocação de Orçamento de 2021	Alocação de Orçamento de 2022	Alocação de Orçamento de 2023
					US\$	US\$	US\$	US\$	US\$	US\$	US\$	US\$	
29 Projectos husi 60 Projectos Esdrada iha Municipios 12 nebe implementa ona maibe Seidauk Selu (Codigo: 8090455)													
1	Ainaro	MOP	Slope Protection (Gabion) at Queca Mau area 14	Consorcio Maumo Unip Lda	125,249	110,220			15,030	-	15,030		
2	Aileu	MOP	Reconstruction of road Ex. Jpan Beduku - Sarlala-Aileu (Bemos- Kanasfa Sta.15+500-17+000)	Mota Loes Unip.Lda	3,477,535	3,052,796	-		424,739	-			
3	Baucau	MOP	Mulia Quelikai Road	Wingstone Const. Lda JV PT. Putra Mas Pratama	3,420,212	368,000	524,553	269,869	2,257,790	1,000,000	700,000	447365	110,425
4	Baucau	MOP	Baguia Samalari	Quantum Leap Unip.Lda JV PT Dian Nusa Lestari	1,500,000	-			1,500,000	-	1,000,000	300,000	200,000
5	Baucau	MOP	Emergency Box Culvert Samalari Baguia	Caidilale Unip.Lda	209,022	-		52,255	156,766	198,570	-		
6	Bobonaro	MOP	Reh.Estradas Ex Kodim Maliana (STA 0+000 - 2+150)	Leomal Unip.Lda	691,067	211,520	25,362	147,405	306,780	427,839			
7	Bobonaro	MOP	Emergency Acces Roads in Bobonaro Municipality (Maliana to Cailaco)	Vamelda Unipesoal Lda	779,277	286,858	332,531	(137,712)	297,600	75,122			
8	Bobonaro	MOP	Power Plant Maliana Sub District	Qken Const.Unip.Lda	524,379	380,245		62,925	81,208	92,282			
9	Bobonaro	MOP	Cleaning andion of Airport Maliana Compac	Bobolait Lda	70,388	61,942			8,447	8,447			
10	Bobonaro	MOP	Construction of Mabilgo bridge, Municipality of Maliana	Centeliziumen Unip. Lda	123,572	105,867			17,706	14,829			
11	Covalima	MOP	Rehabilitation of Haemano-Zumalai Road (0+000-20+316) Phase I	WTJ Contraction Unipesoal Lda	3,445,878	1,795,969		861,469	788,439	500,000	288,439		
12	Covalima	MOP	Upgrading of Cassa-Zumalai Roads Jct. Zumalai-Harekain Road (Km 00+000-Km 04+000), Municipality of Covalima	Clardel Interprice Unip Lda	3,026,313	550,204	89,646	666,932	1,719,531	500,000	660,000	559,531	
13	Covalima	MOP	Emergency project for alternative Road of Zumalai-Lepo Sta. 18 060 - 18 520 in Covalima Municipality	Aitula Construction and Electrical Lda	126,590	-		31,647	94,942	120,260			
14	Dili	MOP	Dili Roads and Drainage Reh.Project Road Section Canosa Mercado Manleu	Santana Diak Unipesoal Lda	600,000	-		150,000	450,000	-	72,000		
15	Dili	MOP	Construction of Jct. Dare-Manumetan Raihun road Sta. 0+000-6+360	Meteor Unip.Lda	4,032,232	1,135,766		1,008,058	1,888,408	289,647	700,000	898,762	
16	Dili	MOP	Rehabilitation Jct Area Branca-Hera	Fitun Diak Unip.Lda	2,549,134	1,112,426		637,283	799,424	143,671	655,753		
17	Dili	MOP	Additional Drainage Colmera	Hailala Unip.Lda	7,050	6,345		-	705	705			
18	Dili	MOP	Dili Roads and Drainage Reh. Rotunda Mercado Lama-Ponte Comoro (Variation Order)	Suai Indah Const Lda	999,877	485,972		249,969	263,936	51,390	212,545		
19	Dili	MOP	Protection Stone Masonry of Meti-aut River, Area in Bidau, Municipality of Dili	Risa Construction Unip, Lda	78,716	69,270			9,446	9,446			
20	Dili	MOP	Comoro Power Plant CCTV	SM Bark Technolgy Ltd	1,152,956	902,591		112,010	138,355	138,355			
21	Ermera	MOP	Rehabilitation of Ermera-Hatolia Road Phase II (Sta 16+000-20+000)	Tifofo Construction Unip Lda	3,767,819	2,030,345	1,285,336	-	452,138	-			
22	Ermera	MOP	Rehabilitation of Ermera-Hatolia Road Phase III (Sta 20+000-22+634)	Heavy Duty Unipesoal Lda	2,969,963	1,265,058	1,348,509	-	356,396	-			
23	Ermera	MOP	Glenn Roads Performance (Restauracao Independencia de RDTL 20 deMaio de 2016, Ermera Municipality	Carya Timor Leste Lda	4,037,129	3,456,605		484,455	96,068	58,052	38,016		
24	Ermera	MOP	Reh. Of Fatuquero Roads (3 km)	Bobolait Unip.Lda	1,699,420	645,765		424,855	628,800	934,681	203,931		
25	Ermera	MOP	Rehabilitation Marobo to Hatolia Roads Package 2 (5+200 - 10+000 km)	Faneki Unip.Lda	4,853,396	1,033,845	200,973	536,171	3,082,408	1,000,000	750,000	750,000	582407.54
26	Lautem	MOP	Additional Emergency Iliomar Roads	Resister Unip.Lda	64,189	48,771		7,703	7,715	7,716			
27	Manatuto	MOP	Emergency Rehabilitation Project in Subao Boo, Municipio Manatuto	Sahan I Unip.Lda	3,315	2,983		-	331	332			
28	Manatuto	MOP	Road Rehabilitation of Metinaro Hatuconsa- Lacro (Km 0+000-6+000) in Dili and Manatuto	Aquiris Unip Lda Jv. Gorobu Diak Lda	4,996,399	3,867,500	323,405	276,163	529,332	571,487			
29	Manufahi	MOP	Open new road turiscail mota belihun	Aldepo Murak Unipessoal, Lda	3,413,041	675,868		689,348	2,047,824	500,000	600,000	538,259	409565
29			Total		52,744,116	23,662,730	4,130,315	6,530,807	18,420,264	6,642,833	5,895,714	3,493,917	1,302,398

Annex 12: List of 135 Projects for Rehabilitation of Roads in 12 Municipalities (Approved by CAFI in July 2017)

No	Município	Nome de Projeto	Companhia	Montante contrato e Resultado de verificação do ADN	Total Pagamento acumulado até Dezembro de 2018	Total Despesas Jan - Julho de 2019	Despesas Estimativas para Agosto - Dezembro 2019	Saldo Estimativas de Contrato em 2019	Alocação de Orçamento de 2020	Alocação de Orçamento de 2021	Alocação de Orçamento de 2022	Alocação de Orçamento de 2023
				(US\$)	(US\$)	(US\$)	(US\$)	(US\$)	(US\$)	(US\$)	(US\$)	(US\$)
Lista 135 Projectos Rehabilitasaun Estradas, Pontes (Aprovado pelo CAFI em Julho de 2017)												
1	Baucau	Venilale Uailoly	Delima Group	1,000,000				1,000,000	100,000	500,000	250,000	100,000
2		Jct Triloka -jct Fatumaca-jct Venilale Ch.0+000-6+025	Domin Timor Diak, Lda	3,599,952	207,434	44,078	305,174	3,043,266	500,000	1,000,000	983,270	559,996
3		Jct. Triloka -jct Fatumaca-jct Venilale Ch.6+025-12+075	Gihon Unip, Lda	3,450,867	205,160		341,230	2,904,477	500,000	1,000,000	859,390	545,087
				8,050,819	412,594	44,078	646,404	6,947,743	1,100,000	2,500,000	2,092,660	1,205,083
1	Covalima	Reh. Of Road from Haemanu Bridge Jct Zumalai sta. 05+020-10+140	Nobre Labadai Unipessoal, Lda	3,802,446	637,062		343,909	2,821,475	500,000	950,000	791,230	580,245
2		Reh. Of Road from Haemanu Bridge Jct Zumalai sta. 10+140-15+180	Star Suai, Lda	3,461,708	-	383,054	350,000	2,728,655	500,000	950,000	732,484	546,171
3		Reh. Of Road from Haemanu Bridge Jct Zumalai sta. 15+180-20+316	Aitula Construction, Lda	3,898,397	373,194	498,729	350,000	2,676,474	1,000,000	1,400,000	686,634	89,840
4		Rehabilitation estrada jct Tilomar - jct Fatumea (0+000-4+775)	Karya Agung Unipessoal, Lda	3,043,529	-	98,862	350,000	2,594,667	1,000,000	1,400,000	690,314	4,353
5		Rehabilitation of be'e mean roads	Roman Junior Unipessoal, Lda	3,645,871	473,278	686,048	471,000	2,015,545	1,000,000	1,450,000	65,545	
6		Construction Open New Road Belulic Leten to Belulic Craic for Patrolling the Border Sta. 0+000 - Sta. 9+160	Be'e horis, Unip. Lda	3,407,675	803,417	299,296	500,000	1,804,961	1,000,000	1,164,194	140,767	
7		Emergency Kamanasa River	Jufado Unipessoal, Lda	613,679	-		-	613,679	250,000	363,679		
8		Rehabilitation Estrada urbanas Covalima I (0+00-7+750) CH-01 -CH-02	Jonize Construction Unipessoal Lda	4,487,106	2,536,141	-	983,248	967,718	519,007	448,711		
9		Rehabilitation Estrada urbanas Covalima II (0+00-7+575) CH-03 -CH-07	Mejori Unipessoal, Lda	3,301,268	-	2,265,906	-	1,035,362	705,235	330,127		
10		Rehabilitation Estrada urbanas Covalima III (0+00-9+541)	Nananiu Unipessoal Lda	4,255,553	3,605,151	-	224,847	425,555	86,781	338,774		
11		Rehabilitasaun Estrada Rural HasAin - iLa, Maucatar	Tatamero Unip. Lda	1,250,578	-		-	1,250,578	200,000	750,578	300,000	
12		Emergency Haemanu river	Maun Alin Suai Unipessoal, Lda	3,126,530	-		300,000	2,826,530	200,000	800,000	863,877	962,653
13		Emergency Tafara River	Laloran Fronteira Unipessoal, Lda	1,866,751	-		200,000	1,666,751	150,000	466,688	546,700	503,363
14		Rehabilitation of Tashilin to Culu Oan Road (Sta. 0+000-7+875)	WTJ Construction Lda	3,370,533	-			3,370,533	100,000	1,261,160	1,472,319	537,054
15		Continuasaun of Gabion Box in Lela 2 Maukatar Covalima	Consorcio Lakirin Ghol, Lda	277,512	-		20,000	257,512	50,000	27,752	179,760	
				43,809,137	8,428,243	4,231,895	4,093,003	27,055,995	7,261,023	12,101,663	6,469,630	3,223,679

Annex 12 (continuation)

No	Município	Nome de Projeto	Companhia	Montante contrato e Resultado de verificação do ADN	Total Pagamento acumulado até Dezembro de 2018	Total Despesas Jan - Julho de 2019	Despesas Estimativas para Agosto - Dezembro 2019	Saldo Estimativas de Contrato em 2019	Alocação de Orçamento de 2020	Alocação de Orçamento de 2021	Alocação de Orçamento de 2022	Alocação de Orçamento de 2023
				(US\$)	(US\$)	(US\$)	(US\$)	(US\$)	(US\$)	(US\$)	(US\$)	(US\$)
Lista 135 Projectos Rehabilitasaun Estradas, Pontes (Aprovado pelo CAFI em Julho de 2017)												
1	Manufahi	Protecsaun lacio river Manufahi	Arang Huhung Const. Unip. Lda	774,499	-		77,450	697,049	697,049	-		
2		New Construction of Sukaer Oan River cyclop Concrete Reteining Wall and Gabion	Consorcio National Samdil, Lda (CNS)	3,985,902	-		398,590	3,587,312	1,000,000	1,195,771	1,208,486	597,181
3		Construction Gabions Welala River	Quintas das Flores Unip.Lda	962,000	-		-	962,000	150,000	432,900	379,100	
				5,722,401	-	-	476,040	5,246,361	1,847,049	1,628,671	1,587,586	597,181
1	Dili	Additional Dili roads and drainage rehabilitation project road Palacio Presidente Bidau Lecidere	Montana Diak Unip Lda	408,845	-		-	408,845	200,000	40,885		
2		Dili Road and Rehabilitation Bairro Pite (0+000-1+082)	Santana Diak Unipessoal Lda	942,672	821,110		109,405	12,156	-			
3		Dili road and Drainage Rehabilitation Palapaso, Farol, Pantai Kelapa (0+000-1+625)	Super Jaya Unipessoal, Lda	1,758,313	-	1,576,006	175,112	7,194	-			
4		Dili road and Drainage rehabilitation terminal becora motaulun	Santana Diak, Unip. Lda	2,109,815	-			2,109,815	1,000,000	1,109,815		
5		Rental equipment clean up river	Montana Diak, UnipLda	184,053	165,648		-	18,405				
6		Bedois river	JRM JV DRQ, Unip. Lda	862,117	-		350,000	512,117	558,037	-		
7		Rehabilitasaun estrada becora motaulun (0+000-1+215)	Meteor, Unip. Lda	1,653,369	-		165,337	1,488,032	661,348	826,685	-	
8		Maufelo river /Taibesi	Jonize Construction Unipessoal, Lda	1,852,022	506,730	346,061	258,418	740,812	394,658	346,154		
9		Sabraka laran becora to'o carau mate (0+000-3+525)	Ina Lou Unip Lda	2,287,840	-		-	2,287,840	686,352	900,000	701,488	
10		Construction of Roads Fatuahi to Darlau (0+000-6+473)	Loron Foun Unip Lda	1,089,328	-	539,424	100,000	449,904	440,971	8,933		
11		New Design of Median Line Garden from Leader - Elemloi & Hudi Laran-Timor Block	Delta Flores Unipessoal, Lda	684,334	275,034	126,537	-	282,764	214,330	68,433		
12		Hera Mota kiik	Quindy Eujec Lda.	1,967,887	869,181	539,757	362,160	196,789	362,160			
13		Rehabilitation of Dare Roads joint Section to Ex. Seminario Dare, Dare Road jct to aldeia Lelaus	Canole Unip Lda	1,053,691	-		100,000	953,691	105,369	498,321	350,001	
14		Road Rehabilitation Project, Road Section: Aldeia 30 de Augusto, Comoro Municipality of Dili	Mejori Unip Lda	2,571,467	-		257,147	2,314,320	600,000	1,357,173	357,147	
15		Additional Rehabilitation Estrada Aitahan Belar - Aituri Laran Sare Capela Bairo Mutudare to Curve Balibar Aidila Laran Ex CNRT	Rubu Lari Unipessoal, Lda	3,064,552	2,548,618	515,935	-	0	-			

Annex 12 (continuation)

No	Município	Nome de Projeto	Companhia	Montante contrato e Resultado de verificação do ADN	Total Pagamento acumulado até Dezembro de 2018	Total Despesas Jan - Julho de 2019	Despesas Estimativas para Agosto - Dezembro 2019	Saldo Estimativas de Contrato em 2019	Alocação de Orçamento de 2020	Alocação de Orçamento de 2021	Alocação de Orçamento de 2022	Alocação de Orçamento de 2023
				(US\$)	(US\$)	(US\$)	(US\$)	(US\$)	(US\$)	(US\$)	(US\$)	(US\$)
Lista 135 Projectos Rehabilitasaun Estradas, Pontes (Aprovado pelo CAFI em Julho de 2017)												
16		Roads and Drainage Reh. Delta III	Sanford Const. Unip.	1,243,346	-		124,335	1,119,011	186,502	435,171	497,338	
17		Urgent Rehabilitation Area for Carta Conducao	Santana diak Unip Lda	1,621,378	-		-	1,621,378	100,000	472,827	162,138	
18		Laulara Solerema Roads	Marino Enterprises, Lda	161,240	143,267	-		17,973	-			
19		Reabilitacao Estradas Jct Tibar -Jct Tasitolu (Ch.0+000-1+550)	Rosário, Lda	3,587,818	-		358,782	3,229,036	500,000	1,500,000	1,000,000	358,782
20		Reabilitacao Estradas Jct Tibar -Jct Tasitolu (Ch.1+550-2+250)	Lemaco Lda	3,783,050	-		378,305	3,404,745	500,000	1,500,000	1,226,430	378,305
21		Reabilitacao Estradas Jct Tibar -Jct Tasitolu (Ch.2+250-3+870.80)	Alvorada Unipessoal Lda	3,020,890	-		302,089	2,718,801	500,000	1,000,000	916,710	302,090
22		Reh. of Road Section Caicoli, Pantai Kelapa Kmpung Baru Beduku Bebonuk Balide	Mejori Unipessoal Lda	2,344,440	-		75,000	2,269,440	200,000	800,000	784,990	234,444
23		Asphalting works project C N A Site Blide	Vage'el Unip Lda	199,286	-		-	199,286	150,000	49,286		
24		Rehabilitasaun Estrada Manleuana Rai hun	JV 1983 Larigutu, Lda	3,118,192	-	888,567	200,000	2,029,624	1,000,000	987,553	42,071	
25		Dili Roads and Drainage Reh. Jct Metiaut to Hera Fase II	Fitun Diak Unip Lda	4,997,318	-		-	4,997,318	150,000	1,700,000	1,700,000	1,447,318
26		Dili Roads and Drainage Reh. Jct Metiaut to Hera Fase III	Fitun Diak Unip Lda	3,521,434	-		-	3,521,434	150,000	1,369,290	1,200,000	802,144
27		Construction Check Dam Ponte Comoro	Filcar Unip.Lda JV Baboe Unip Lda	1,500,000	-		-	1,500,000	100,000	525,000	425,000	150,000
28		Rehabilitation Estrada Kampung Baru	Lavijo Unipessoal, Lda	2,100,539	-	539,718	500,000	1,060,821	1,000,000	60,821		
29		Lalora River (Aimutin to Manleuana)	Tasi Naroman Unip Lda	324,061	-		-	324,061	200,000	124,061		
30	Dili	Rehabilitasaun Estrada iha Area BOP Bairo Pite	Montana Diak Unip Lda	1,170,116	-		284,717	885,399	500,000	385,399		
31		Maloa River	Montana Diak Unip Lda	1,409,965	-		468,965	941,000	704,982	236,018		
32		Dili Roads and Drainage Reh. Jct Culuhun - Jct Halilaran and Audia Santa Cruz	Aspalink Unipessoal, Lda	1,942,665	1,264,089	-	153,577	524,999	484,309	40,690		
33		Orsamento adicional muda Eletricidade Rin ba Projetu Reh. Estradas Auto Timor Bebonuk Pantai Kelapa	Hidayat Unipessoal Lda	100,284	-		-	100,284	-			
34		Rehabilitation of Roads From Vila Maumeta to Beloi (Sta. 0+000-2+800)	Helmi Unipessoal Lda	3,500,000	-		-	3,500,000	200,000	1,000,000	1,500,000	800,000
35		Rehabilitation of Roads From Vila Maumeta to Beloi (Sta. 2+800-4+900)	Hidayat Unipessoal Lda	3,500,000	-		-	3,500,000	200,000	1,000,000	1,500,000	800,000
36		Rehabilitation of Roads Jct Area Lahane Hospital de Lahane -Hali Lran (2.21 km)	Hegil Unipessoal, Lda	685,826	-		88,953	596,873	150,000	446,873		
37		Rehabilitasaun Estrada Karau Mate	Island Orient Unip.Lda	1,000,000	-		-	1,000,000	100,000	550,000	100,000	50,000
38		Continuasaun Ruburali aitahan belar fase II	Rubu Lari Unip. Lda	3,064,552	2,548,618	515,935	-	0	-	-	-	
39		Reabilitacao Estradas Aidilaran Laran	Sinar Satellite Unip, Lda	3,189,717	2,307,506	881,755	-	456	-			
40		Reabilitacao Estradas Fatuahi Exs Telcom	Ivander Unip.Lda	500,000	-		-	500,000	60,000	440,000		
41		Aspalting Dili Beduku Sarlala-aileu (Air Terjun /Bandru Lebudoe Sta. 13+000-17+000	Fortuna Star Lda	2,856,597	-	2,036,926	-	819,671	-			
42		Aspalting Dili Beduku Sarlala-aileu (Air Terjun /Bandru Lebudoe Sta. 17+000-19+750	Sun Rise Golden Construction O2 Lda	2,489,023	1,124,534	-	489,500	874,989	-			
				79,422,041	12,574,335	8,506,622	5,301,801	53,039,283	12,359,019	19,779,389	12,463,313	5,323,083

Annex 12 (continuation)

No	Município	Nome de Projeto	Companhia	Montante contrato e Resultado de verificação do ADN	Total Pagamento acumulado até Dezembro de 2018	Total Despesas Jan - Julho de 2019	Despesas Estimativas para Agosto - Dezembro 2019	Saldo Estimativas de Contrato em 2019	Alocação de Orçamento de 2020	Alocação de Orçamento de 2021	Alocação de Orçamento de 2022	Alocação de Orçamento de 2023
				(US\$)	(US\$)	(US\$)	(US\$)	(US\$)	(US\$)	(US\$)	(US\$)	(US\$)
Lista 135 Projectos Rehabilitasaun Estradas, Pontes (Aprovado pelo CAFI em Julho de 2017)												
1	Lautem	Reh. Of Roads Laivai-Vairoque-Liarafa (Sta. 0+000 - 23+225)	Hoven II, Unip. Lda	4,207,195	-		499,995	3,707,200	500,000	1,186,480	1,100,000	920,720
2		Reh. Road Section Jct Tutuala-Jct Ualu Roads Package I Sta. 0+000-3+850	Consortio Vacu-Hiamoinu Lda	3,104,482	-	235,701	89,747	2,779,034	500,000	900,000	768,584	610,450
3		Rehabilitasaun Estradas lautem-Com-Lospalos town	Vageel Unip Lda		-		-	-		-		
4		Jct Tutuala-Jct Valu Roads Package II Sta. 3+850-7+725	Hamutuk Unipessoal, Lda	3,008,551	-	235,701	80,154	2,692,696	500,000	750,000	750,000	692,696
5		Rehabilitation Roads Maina 1 to parlamento 3.916 km	Samudra Unip, Lda	3,039,826	223,165	-	281,666	2,534,995	1,000,000	800,000	681,012	53,983
6		Roads Maintenance for Celebrate Independence of RDTL 28 Nov Lautem	Vage'el Unipessoal, Lda	701,321	631,189	70,132	-	(0)	-			
7		Rehabilitasaun estradas Lospalos-lore I	Tahi Galu Const Unip Lda	1,000,000	-		-	1,000,000	150,000	450,000	100,000	50,000
8		Rehabilitasaun estradas Lospalos-lore II	Queneno Unip Lda	1,000,000	-		-	1,000,000	100,000	450,000	100,000	50,000
9		Rehabilitasaun Estradas lautem-Com-Lospalos town	Vageel Unip Lda	1,400,000	-		-	1,400,000	100,000	500,000	500,000	300,000
10		Reh. Buihomau Luro	Diroma Construção Unipessoal, Lda	64,911	-			64,911	58,420	6,492		
11		Rehabilitasaun Estradas Lospalos Iliomar Fase II	Kiar Maek Unip Lda	1,500,000	-		-	1,500,000	100,000	420,000	410,000	570,000
12		Reabilitacao Estradas Jct Asailam0 to Caicavanoko Sta. 0+000-8+000	Salve, Unip. Lda	4,092,376	-		499,913	3,592,463	500,000	1,000,000	1,000,000	1,092,463
13		Reabilitacao Estradas Jct Asailam0 to Caicavanoko Sta. 8+000-15+200	Fian Const. Unip. Lda	4,028,819	-		487,582	3,541,237	600,000	1,000,000	1,000,000	941,237
				22,940,287	854,354	541,534	1,439,063	20,105,336	3,608,420	6,276,492	5,309,596	4,360,829
1	Bobonaro	Rehabilitation Roads Maliana Town (1+150-3+150)	IL Lilis, Lda	671,176	-		67,118	604,059	167,794	436,265		
2		Rehabilitation Jct Balibo-Cowa postu UPF hasnaruk Road (Jct wefauk derok renkolobili km. 0+000-4+650)	Consortio Wee Horis Fronteira	2,026,550	-		202,647	1,823,902	911,947	600,000	311,955	
3		Weleu to Tilomar phase II (7+500-22+660)	Marabia Lda.	4,911,585	803,856	-	449,843	3,657,886	1,000,000	1,000,000	1,000,000	657,886
4		Rehabilitasaun Estrada Mandoki Biamaraen Nunura	Miramar Unipessoal, Lda	2,361,696	787,802	-	224,954	1,348,940	1,025,543	123,397		
5		Rehabilitasaun Estradas Cailaco-Maliana fase II	Lemo Laco Unipessoal, Lda	2,011,783	397,171	-	100,000	1,514,612	650,000	650,000	201,180	
6		Reh of Roads in Lepo to Suco Lour and Atus Sta. 0+000-Sta 7+000	Dany Star Unipessoal, Lda	2,343,680	-	710,684	-	1,632,996	1,098,628	234,368		
7		Construction of Gabions (Batugade)	Irmão Sandobe Unipessoal, Lda	202,128	-	134,687	47,228	20,213	47,228			
8		Rehabilitation Fatulito-Zulo Km.25+800+30+100	Marino enterprises Lda	4,314,283	-		443,928	3,870,354	1,000,000	1,000,000	1,000,000	870,354
9		Rehabilitation Zulo-Zumalai Km.30+100+35+120 Km	Octogono Construção Lda	3,748,916	-	503,791	250,000	2,995,125	1,000,000	850,000	810,000	335,125

Annex 12 (continuation)

No	Município	Nome de Projeto	Companhia	Montante contrato e Resultado de verificação do ADN	Total Pagamento acumulado até Dezembro de 2018	Total Despesas Jan - Julho de 2019	Despesas Estimativas para Agosto - Dezembro 2019	Saldo Estimativas de Contrato em 2019	Alocação de Orçamento de 2020	Alocação de Orçamento de 2021	Alocação de Orçamento de 2022	Alocação de Orçamento de 2023
				(US\$)	(US\$)	(US\$)	(US\$)	(US\$)	(US\$)	(US\$)	(US\$)	(US\$)
Lista 135 Projectos Rehabilitasaun Estradas, Pontes (Aprovado pelo CAFI em Julho de 2017)												
10	Bobonaro	Rehabilitasaun Estradas Callaco-Maliana fase I	Naroman Engineering, Lda	2,239,440	-	441,226	-	1,798,213	1,000,702	223,944		
11		Construction of Emergency Road In Buipira-Maliana to Colimau Bobonaro, suco Lahomea-Suco Colimau (0+000-32+532)	Bier Amor Unipessoal, Lda	2,060,737	485,877	-	206,074	1,368,786	1,068,786	-		
12		Rehabilitasaun Ex. Kodim ba colegio	Soli Deo Unip.Lda	500,000	-		100,000	400,000	150,000	250,000		
13		Rehabilitasaun Estrada Rural pujuk leber	Hugo Amor Unipessoal, Lda	769,468	-		150,000	619,468	150,000	142,520	326,948	
				28,161,441	2,474,706	1,790,388	2,241,792	21,654,555	9,270,629	5,510,493	3,650,083	1,863,366
1	Viqueque	Rehabilitasaun Asailatula to Ossu Roads Package II (Sta. 5+155+14+000)	Uhacae, Lda	4,849,333	289,049	323,398	161,535	4,075,351	1,000,000	1,190,000	1,190,000	695,351
2		Emergency Dilor Normalizasaun	Sheramor Construction Unipessoal, Lda	414,946	298,734	-	11,621	104,591	-	-		
3		Rehabilitasaun Nacional Roads (26+500-31+800) Package VI (Lugasa - Makadiki)	Helamula Unipessoal, Lda	4,045,100	-	114,971	273,893	3,656,237	1,000,000	1,045,000	1,045,000	566,237
4		Rehabilitasaun Nacional Roads (31+800-37+100) Package VII (Makadiki - Uitime)	Greu Unipessoal, Lda	4,322,336	-	183,855	233,577	3,904,903	1,000,000	1,096,000	1,096,000	712,903
5		Rehabilitasaun Nacional Roads (53+000-58+300) Package XI (Caidilale - Tardai/Post Polisi)	Sabirara, Unip. Lda	3,952,143	-	626,546	1,126,546	2,199,051	1,000,000	1,430,383	395,214	
6		Rehabilitasaun Nacional Roads (58+300-63+600) Package XII (Tardai/Post Polisi -Irabere/Canfuru)	Ceulajui Unip.Lda	3,952,143	-		395,214	3,556,929	200,000	1,450,000	1,211,714	695,215
7		Rehabilitation Urban Roads Viqueque	Urukai II, Unip. Lda	4,246,802	-		434,680	3,812,122	1,000,000	1,129,000	1,129,000	554,122
8		Package II Dilor	Sheramor Construction Unipessoal, Lda	4,886,128	1,499,507	471,529	-	2,915,092	1,500,000	853,120	561,972	
9		Estrada Rural Ossu Liaruka	Carya Timor Leste	1,000,000	-		50,000	950,000	200,000	450,000	100,000	200,000
10		Reh. Estrada Afloikai Baguia	Carya Timor Leste	4,300,000	-		200,000	4,100,000	200,000	1,500,000	1,500,000	900,000
11		Wee Bubur Natar Tali Belanda Road Sta. 0+000-5+500	Arpy Unipessoal, Lda	3,666,919	1,293,763	-	120,000	2,253,156	1,500,000	753,156		
12		Rehabilitation Roads Asaailatula to Ossu Ch. 0+000-7+000	Halderai Unipessoal Lda	4,957,407	-			4,957,407	150,000	2,000,000	1,500,000	1,307,407
				44,593,258	3,381,053	1,720,299	3,007,068	36,484,839	8,750,000	12,896,659	9,728,900	5,631,235
1	Manatuto	Rehabilitasaun Estradas Laleia ba Cemetery (0+000-5+043)	Flami, Unip. Lda	4,434,637	-	2,926,441	-	1,508,196	1,064,733	443,464		
2		Rehabilitasaun Estradas Urbanas Manatuto Town Package I	Maran-Dai, Lda JV Adam Motor, Unip. Lda	2,561,405	-	592,689	300,000	1,668,716	1,712,576	-	-	
3		Estrada Urbana Manatuto Town Package III	Nananiu, Unip. Lda JV Ina Forek, Lda	3,029,514	-		302,951	2,726,563	2,563,933	-		302,952
4		Road Section Jct Natarbora to SPP Package I Sta.0+000-5+800	Joviver Unipessoal, Lda	4,667,215	444,147	2,123,957	-	2,099,111	1,632,389	466,722		
5		Laleia river	JM. Unipessoal, Lda	1,665,172	-	152,325	643,333	869,513	869,513	-		
6		Sumase River	Egana, Unip. Lda	830,854	-	117,228	-	713,626	672,051	41,575		
7		Rehabilitasaun Estradas Laleia Lifau Roads	20 de Maio Consultan Unipessoal, Lda	3,474,149	1,274,950	-	1,851,785	347,415	1,851,785			
8		Rehabilitasaun Estradas Lacio Remixio	Mendith Construction Lda	2,567,346	278,909	-	150,000	2,138,437	200,000	1,000,000	938,437	
9		Jct Laclubar Jct Soibada Bua Rahun	Filhos Cladeiras	4,200,000	-	-	-	4,200,000	150,000	1,300,000	1,300,000	1,450,000
10		Sumase River	Forte, Unip. Lda	1,486,886	-	76,843	150,000	1,260,043	1,261,355	-		
				28,917,178	1,998,006	5,989,482	3,398,069	17,531,621	11,978,335	3,251,760	2,238,437	1,752,952

Annex 12 (continuation)

No	Município	Nome de Projeto	Companhia	Montante contrato e Resultado de verificação do ADN	Total Pagamento acumulado até Dezembro de 2018	Total Despesas Jan - Julho de 2019	Despesas Estimativas para Agosto - Dezembro 2019	Saldo Estimativas de Contrato em 2019	Alocação de Orçamento de 2020	Alocação de Orçamento de 2021	Alocação de Orçamento de 2022	Alocação de Orçamento de 2023
				(US\$)	(US\$)	(US\$)	(US\$)	(US\$)	(US\$)	(US\$)	(US\$)	(US\$)
Lista 135 Projectos Rehabilitasaun Estradas, Pontes (Aprovado pelo CAFI em Julho de 2017)												
1	Ainaro	Construction of New Roads Ainaro Vila to Sarai Package III	Mejori, Lda	4,325,777	-		446,457	3,879,319	1,000,000	1,148,900	1,148,900	581,519
2		Construction of New Roads Ainaro Vila to Sarai Package II	Jonize Construction, Unip. Lda	3,717,216	-		383,648	3,333,567	1,000,000	987,282	987,282	359,003
3		New Construction of Gabion Wall Cassa River	Nulia Construction Unipessoal, Lda	3,398,434	333,546	1,690,401	1,034,643	339,843	685,003			
4		Rehabilitasaun estradas Ainaro to Bobonaro (Sta.0+000-22+350)	WTJ. Constructor Unip, Lda	4,978,351	224,208	-	482,007	4,272,136	1,000,000	1,258,000	1,258,000	756,136
5		Jct Maubisse to Turisca fase III	Montana Diak Unip Lda	4,000,000	-		-	4,000,000	200,000	1,200,000	1,200,000	1,400,000
				20,419,777	557,754	1,690,401	2,346,756	15,824,866	3,885,003	4,594,182	4,594,182	3,096,659
1	Liquica	Leopa River	Dili United Unipessoal, Lda	587,649	528,884	-	58,765	-				
2		Maumeta River Liquica	Metalika Unipessoal, Lda	1,289,619	447,721	282,992	100,000	458,906	429,944	28,962		
3		Kasait river	Natura Construction Unipessoal, Lda	2,181,772	1,963,595	218,177	-	-	-			
4		Mausou Tibar River	PPS Construction Lda	239,409	-	239,409	-	-	-			
5		Tibar River	Lauela Feto Mesak, Unipessoal Lda	286,602	-	257,942	28,660	-	-			
6		Tibar river	Nananiu Unip Lda	2,600,000	-		100,000	2,500,000	100,000	800,000	1,000,000	600,000
7		Emergency Liquica River (Laclo)	Fitun Diak, Unipessoal Lda	1,846,904	1,662,213	-	184,690	-				
8		Emergency Maubara River	Santana Diak, Unip. Lda	1,683,855	-	1,509,715		174,141	168,386	168,386		
9		Mauboke River	Montana Diak Unip Lda	1,800,234	-		317,090	1,483,144	-	400,000	400,000	180,024
10		Rehabilitation Roads Section Morai Fatubesi - Maubara Road	Malibo Unipessoal, Lda.	544,888	222,931	-	32,196	289,761	267,468	22,293		
11		Rehabilitasaun Estrada Tibalau Carimbala	Montana Diak, Unip. Lda	1,901,335	-			1,901,335	570,400	500,000	508,000	190,134
12		Emergency Mota Loes	Malilika Unipessoal Lda.	791,220	401,728	310,371	-	79,122				
				15,753,488	5,227,072	2,818,605	821,402	6,886,409	1,536,198			
1	Ermera	Emergency Acess Roads Nunutali-Ermera	Hedge Construction, Unip. Lda	2,348,483	485,554	-	200,098	1,662,830	985,945	676,886		
2		Road Rehabilitation Humboe Ermera Lama (5.1 km)	L-2 Enterprise Lda	3,500,000	-		-	3,500,000	150,000	1,000,000	1,500,000	850,000
3		Rehabilitation of Roads, Road Section : Hatolia - Samara Roads (5.450 M)	Holgapa Unip Lda	2,200,000	-		-	2,200,000	200,000	700,000	780,000	520,000
4		Rehabilitasaun Estradas Humboe Letefoho	Betuhei Unipessoal, Lda	4,057,211	1,339,232	550,015	-	2,167,964	1,762,243	405,721		
5		Construction of Gabion Fatuquero River	Sali Magu Unip.Lda	1,200,000	-		60,000	1,140,000	150,000	990,000		120,000
6		Manutensaun no rehabilitasaun de Estrada Emergencia Labidau -Launa-Atsabe-Atara, Posto Adm. Atsabe (0+000-29+750)	Consórcio Genurae Lda.	2,902,945	1,360,483	460,323	-	1,082,138	791,717	290,422		
7		Rehabilitation of Roads Mertutu Vila Maria (5 Km)	Faneki Unipessoal Lda	4,200,000	-		-	4,200,000	200,000	1,200,000	1,700,000	1,100,000
				20,408,638	3,185,269	1,010,338	260,098	15,952,933	4,239,905	5,263,028	3,980,000	2,590,000
135	TOTAL			318,198,464	39,093,385	28,343,643	24,031,495	226,729,941	65,835,581	73,802,337	52,114,387	29,644,066

Annex 13: List of 8 Projects for rehabilitation of bridges (Approved by CAFI in July 2017)

No.	Nome de Projeto	Nome de Subprojeto	Companhia	Valor de Contrato	Total Pagamento acumulado até Dezembro de 2018	Total Despesas Jan - Julho de 2019	Despesas Estimativas para Agosto - Dezembro 2019	Saldo Estimativas de Contrato em 2018	Alocação de Orçamento de 2020	Alocação de Orçamento de 2021	Alocação de Orçamento de 2022	Alocação de Orçamento de 2023	Alocação de Orçamento de 2024
				(\$'000)	(\$'000)	(\$'000)	(\$'000)	(\$'000)	(\$'000)	(\$'000)	(\$'000)	(\$'000)	(\$'000)
Lista 8 Projeto Reabilitação Pontes (Aprovado pelo CAFI em Julho de 2017)				14,191	1,217	969	1,303	10,701	1,768	6,590	1,924	763	-
1	Construção ponte Ritabou	Ponte Ritabou Bobonaro 100 m	Nananio JV Adam Motor	2,861	-		310	2,551	500	1,540	510	343	
2	Rehabilitasaun of Suspenci Beloi Bridge viqueque 120 m	Rehabilitasaun of Suspenci Beloi Bridge viqueque 120 m	Arquires Unip. Lda	758	-		368	390	300	91			
3	Construction of Stell Truss on Span Bridge (type A-55M) in Betissin River	Construction of Stell Truss on Span Bridge (type A-55M) in Betissin River	Tasi Naroman Unip Lda	2,189	-		100	2,089	200	1,626	263		
4	Construction of Bua Rahun Bridge	Construction of Bua Rahun Bridge	Timor Trade Unipesol Lda	3,500	-		100	3,400	150	1,900	930	420	
5	Construction of new Bridge in Kiar River	Construction of New Bridge in Kiar River	Jonize Unip.Lda	361	-		100	261	250	11			
6	Box Culver - Camea Ailok Laran	Box Culver - Camea Ailok Laran	Sanford Unip. Lda	1,842	-		100	1,742	100	1,421	221		
7	New Construction of Hatulia Bridge	New Construction of Hatulia Bridge	LNG. Unip. Lda	2,680	1,217	969	225	268	268				
8	Construction of two new Steel Truss Brigde (60m) Jakarta II	Construction of Two New Steel Truss Brigde (60 m) Jakarta II	Refere ba code 8090311	Refere ba code - 8090311	-			-					

Annex 14: List of projects of the Maintenance and Rehabilitation Program (BL-9770101, 9770102 and 97701013)

No.	Codigo	Nome de Projecto	Companhia	Valor de Contrato	Total Pagamento acumulado até Dezembro de 2018	Total Despesas Jan - Jul de 2019	Despesas Estimativas para August - Dezembro 2019	Saldo Estimativas de Contrato em 2019	Alocação de Orçamento de 2020	Alocação de Orçamento de 2021	Alocação de Orçamento de 2022	Alocação de Orçamento de 2023
				(\$'000)	(\$'000)	(\$'000)	(\$'000)	(\$'000)	(\$'000)	(\$'000)	(\$'000)	(\$'000)
Projectos - Programa de Manutenção e Reabilitação (Codigo: 9770101, 9770102 e 9770103)				29,301	14,817	1,480	2,196	10,808	7,769	3,382	50	-
15	Manutenção Be Mos (Codigo: 9770101)			4,821	2,655	572	777	817	765	466	-	-
1	9770101	Konstrusaun Beé mos ho sistema Bomba (Multy Suco) Watuhaco no Fatulia - Venilale - Baucau	Wetodo Unip. Lda	484	255	-	97	132	48	83		
2		Construction & installation of water supply system in Certulan - Suco Orlalan - Manatuto	Mercy Unip. Lda	162	160	-	-	1	-	-		
3		Rehabilitasaun Beé mos Sistema Multy Aldeia Samalri no Makalaku	Kamarudin Unip. Lda	432	138	118	71	106	43	62		
4		Konstrusaun Beé mos iha Trans Lereloho - Lautem	Wacusera Unip Lda	213	212	-	-	0	-	-		
5		New Construction and Installation of water supply with gravitation System Aldeia Samarogo, Suku Nahareka Ossu Municipiu Viqueque	Mindro Vinda Unip. Lda	485	427	-	58	0	-	-		
6		Kanalizasaun Sistema Beé mos Husi Mau - Ulo II ba Faulata Cassa Municipiu Ainaro	Toba Beidasi Unip. Lda	183	96	-	37	51	18	32		
7		Kanalizasaun Beé mos Sistema Gravitasaun Husi Qiar ba Bonuk Hatu-Udo Municipiu Ainaro	Metkoman Unip. Lda	175	133	12	8	21	17	3		
8		Construction, rehabilitation and installation of clean water with system gravitation in Suco Fohorem Vila	Loro Metan unip. Lda	404	159	1	101	143	244	48		
9		Konstrusaun Beé mos ho sistema Bomba iha Suco Gariwai	Bik Construction Unip. Lda	379	273	61	-	45	-	45		
10		Installation of water with electricity pump system in Suku Tibar	Baning Unip. Lda	372	311	42	-	19	0	-		
11		Konstrusaun Beé mos ho sistema bomba iha aldeia Funar - Laklubar	Fitun Galilea Unip. Lda	128	108	-	15	6	0	-		
12		Konstrusaun Beé mos ho sistema Gravitasaun iha Aldeia Lebutu Suku Duyung - Metinaru	Sicola Unip. Lda	75	75	-	-	-	0	-		
13		Konstrusaun Beé mos ho sistema Gravitasaun ba Multy Aldeia iha Suku Manulobas Maubisse	Aitemalau Unip. Lda	353	9	-	249	96	344	42		
14		Konstrusaun no Installasaun Beé mos ho sistema gravitasaun iha Suku Mahakidam Umaberloik - Alas	Verescar Unip. Lda	499	47	212	100	141	50	91		
15		Konstrusaun no Installasaun Beé mos ho sistema solar Panel no Gravitasaun ho Bomba ba Multy Suku Manumera, Caimauk no Orana	Tera Livre Unip. Lda	478	252	126	42	57	-	57		
9 Projectos - Programa de Manutenção e Reabilitação (Codigo: 9770102)				3,895	2,562	282	472	579	170	418	-	-

Annex 14 (continuation)

No.	Codigo	Nome de Projecto	Companhia	Valor de Contrato	Total Pagamento acumulado até Dezembro de 2018	Total Despesas Jan - Jul de 2019	Despesas Estimativas para August - Dezembro 2019	Saldo Estimativas de Contrato em 2019	Alocação de Orçamento de 2020	Alocação de Orçamento de 2021	Alocação de Orçamento de 2022	Alocação de Orçamento de 2023
				(\$'000)	(\$'000)	(\$'000)	(\$'000)	(\$'000)	(\$'000)	(\$'000)	(\$'000)	(\$'000)
Projectos - Programa de Manutenção e Reabilitação (Codigo: 9770101, 9770102 e 9770103)				29,301	14,817	1,480	2,196	10,808	7,769	3,382	50	
9 Projectos - Programa de Manutenção e Reabilitação (Codigo: 9770102)				3,895	2,562	282	472	579	170	418	-	-
1	9770102	Road Maintenance Section Lautem - Com to Iliomar (A01,A08) 2016	Lero unip.lda	549	521	27		0.0	-	-		
2		Road Maintenance section Viqueque - Lacluta - Dilor	Fin Los unip.lda	417	313	62		41.7	-	42.00		
3		Road Maintenance section luak - Betano - Natarbora - Dilor(A05 & A14) 2016	Aitula Construction.Lda	624	335		100	188.5	62	125.61		
4		Road Maintenance Section - Ainaro - Border Suai (A02), Casa - Hatu - udo (A13)	Marino Interprise.Lda	288	22		100	165.5	98	66.69		
5		Road Maintenance Section Area Branca - Hera, Benamauk - Hera (A01)	Nimia Const. Unip Lda	84	32		44	8.4	5	3.18		
6		Dili Urban Road Maintenance 2016	Dili United	819	605		133	81.9	-	81.90		
7		Road Section Aipelo - Bazartete(C9), Maubara - Carimbala - Loes (A03)	Renaissance Unp.Lda	340	219		86	34.0	4	29.51		
8		Road Maintenance Section Gleno - Ermera - Letefoho (A04, A11) 2016	Rilero unip.lda	592	412	120		59.2	-	60.00		
9		Road Maintenance Section Loes - Atabae and Batugade - Maliana 2016	Ely Karya	183	101	73	9	-	-	9.17		
Estrada Rurais - (RUAL ROAD 4 DEVELOPMENT - R4D) - (Codigo: 9770103)				20,585	9,601	625	947	9,412	6,833	2,498	50	-
		AILEU										
1	9770103	Manutensaun Estrada Fahisoi-Fadabloko Sta. 0+000-8+200, Manutensaun Estrada Rairema-Kirlelo Sta. 0+000-7+000, Manutensaun Estrada Daisoli-Fatubosa Sta. 0+000-7+300, Manutensaun Estrada Manumeta-Hotoho. Sta. 0+000-2+000	Oel Nonkikan Unip Lda	435	430			6	-			
2		Manutensaun Estrada Namuleso-Faturilau, Sta. 0+000-6+000 no 6+000 - 12+500	Jocar Unipessoal Lda	105	84	6	5	11	11			
3		Routine Maintenance: Fahisoi-Dairlouta Chainage 0+000-2+400 & Madabenu-Lisimori Chainage 0+000-4+900	Jocar Unipessoal Lda	72	60	7		5	-			
4		Manutensaun Estrada Acumau-Remexio Tuan. Sta. 0+000-3+000 andManutensaun Estrada Acumau-Aicorema. Sta. 0+000-1+500	Caviq Construction Unipessoal Lda	179	158	14		7	21			
5				13				13				
6		Manutensaun Estrada Laulara-Ornai. Sta. 0+000-7+000	Guang Sha Unip Lda	207	153	10	23	21	21			
7		Rehabilitasaun Estrada Rural R4D Taliforleu - Kolihoho Chainage 0+000 - 8+000 Munisipiu Aileu		500	-	-		500	300	200		
8		R4D Rural Road Rehabilitation Laulara - Ornai Chainage 0+000 - 1+500 Aileu Municipality		250				250	250	250		
			Sub Total		1,761	884	37	27	812	603	450	-

Annex 14 (continuation)

No.	Codigo	Nome de Projecto	Companhia	Valor de Contrato	Total Pagamento acumulado até Dezembro de 2018	Total Despesas Jan - Jul de 2019	Despesas Estimativas para August - Dezembro 2019	Saldo Estimativas de Contrato em 2019	Alocação de Orçamento de 2020	Alocação de Orçamento de 2021	Alocação de Orçamento de 2022	Alocação de Orçamento de 2023
				(\$'000)	(\$'000)	(\$'000)	(\$'000)	(\$'000)	(\$'000)	(\$'000)	(\$'000)	(\$'000)
Projectos - Programa de Manutenção e Reabilitação (Codigo: 9770101, 9770102 e 9770103)				29,301	14,817	1,480	2,196	10,808	7,769	3,382	50	-
9 Projectos - Programa de Manutenção e Reabilitação (Codigo: 9770102)				3,895	2,562	282	472	579	170	418	-	-
		AINARO										
1		Manutensaun Estrada Maubise-Urlepha Sta. 0+000-3+000	Tahu Cons. Unip Lda	85	43		34	8	8			
2		Manutensaun Estrada Maubise-Liurai Sta. 0+000-10+200; Manutensaun Estrada Liurai - Hatuberlico Sta. 0+000-5+600; Manutensaun Estrada Liurai - Fatubosa Sta. 0+000-3+100	Bobolait Lda	400	317		42	40	40			
3		Manutensaun Estrada Dare-Mauchiga Sta. 0+000-5+ 000	Betua Construction	41	20		17	4	4			
4		Rehabilitasaun Estrada Ainaro-Mau Nuno Sta. 0+000-5+533	El Construction Unip. Lda	600	166		150	284	284			
5		R4D Rural Road Rehabilitation Mau Chiga - Lesuati Chainage 5+000 - 6+400 Ainaro Municipality		250				250	213.15	37.00		
		R4D Rural Road Rehabilitation Mau Chiga - Lesuati Chainage 6+400 - 7+800 Ainaro Municipality		250				250	213.15	37.00		
		Sub Total		1,626	547	-	243	836	763	74	-	-
		MANUFAHI										
1		Manutensaun Estrada Same-Camilaran-Ailuli-Rotutu Sta. 0+000-12+ 000	El Construction Unip. Lda	701	370	63		268	268			
2		Manutensaun Estrada Manico-Lianai-Grotu Sta. 0+000-10+ 550	Aplayana unip. Lda	162	41		50	71	6			
3		Manutensaun Estrada Ladiki Sta. 0+000-1+ 200	Aplayana unip. Lda	6				6				
4		Manutensaun Estrada Dotic-Weberek Sta. 0+000-6+ 300 & Manutensaun Estrada Dotic-Wekakaoan Sta. 0+000-8+600	Inplomar Timor Unip. Lda	89	64	7		17	-			
5		Manutensaun Estrada Tekunu-Feriksare 1 Sta. 0+000-2+500	A & F Lda	300	120		100	80	80			
6		Rehabilitasaun Estrada Tekunu-Feriksare 2 Sta. 2+500-4+250	Aplayana unip. Lda	335	159		100	76	75			
8		Rehabilitasaun Estrada Rural R4D Betano - Loro 1 Chainage 0+000 - 1+800 Munisipiu Manufahi		150				150	135	30		
7		Rehabilitasaun Estrada Rural R4D Betano - Loro 2 Chainage 1+800 - 3+600 Munisipiu Manufahi		150				150	135	30		
		Sub Total		1,892	754	70	250	818	699	60	-	-
		MANATUTO										
1		Rehabilitasaun Estrada Hatularan-Cairui Sta. 0+000-5+000	Kefi Oel Unip Lda	797	395		100	303	303			
2		Rehabilitasaun Estrada Hatularan-Cairui Sta. 5+000-9+800	Kefi Oel Unip Lda	948	824		29	95	95			
3		R4D Rural Road Rehabilitation Uma Boco - Aubeon Chainage 0+000 - 3+000 Manatuto Municipality		300				300	250	50		
		Sub Total		2,045	1,219	-	129	698	648	50	-	-

Annex 14 (continuation)

No.	Codigo	Nome de Projecto	Companhia	Valor de Contrato	Total Pagamento acumulado até Dezembro de 2018	Total Despesas Jan - Jul de 2019	Despesas Estimativas para August - Dezembro 2019	Saldo Estimativas de Contrato em 2019	Alocação de Orçamento de 2020	Alocação de Orçamento de 2021	Alocação de Orçamento de 2022	Alocação de Orçamento de 2023
				(\$'000)	(\$'000)	(\$'000)	(\$'000)	(\$'000)	(\$'000)	(\$'000)	(\$'000)	(\$'000)
Projectos - Programa de Manutenção e Reabilitação (Codigo: 9770101, 9770102 e 9770103)				29,301	14,817	1,480	2,196	10,808	7,769	3,382	50	-
9 Projectos - Programa de Manutenção e Reabilitação (Codigo: 9770102)				3,895	2,562	282	472	579	170	418	-	-
		BAUCAU										
1		Manutensaun Estrada Caicoli-Liabala Sta. 0+000-6+ 500	Rozy const. unip. Lda	125	125			0	-			
2		Manutensaun Estrada Baquia-Larisula Sta. 0+000-12+900	Mr Construction Unip Lda	76	15	31	23	8	8			
3		Manutensaun Estrada Boile-Uatabo Sta. 0+000-5+200	Mr Construction Unip Lda	88	79			9	9			
4		Manutensaun Estrada Vemase-Caicua Sta. 0+000-9+000	Rozy const. unip. Lda	109	109			(0)	-			
5		Rehabilitasaun Estrada Bercoli-Bahamori 1 Sta. 0+000-1+500	Caidailale Unipessoal Lda	344	159		80	105	100			
6		Rehabilitasaun Estrada Bercoli-Bahamori 2 Sta. 1+500-2+750	Fin-Los Unip Lda	204	171		13	20	21			
7		Rehabilitasaun Estrada Bercoli-Bahamori 3 Sta. 2+750-4+000	Maubere Spirit Unip Lda	282	77		13	193	193			
8		R4D Rural Road Rehabilitation Teriluedae - Saelari - Binagua Chainage 0+000 - 1+600 Baucau Municipality		410				410	310	100		
9		R4D Rural Road Rehabilitation Teriluedae - Saelari - Binagua Chainage 1+600 - 3+300 Baucau Municipality		443				443	443			
		Sub Total		2,081	734	31	128	1,187	1,084	100	-	-
		BOBONARO										
1		Rehabilitasaun Estrada Maliana-Saburai Sta. 13+000-14+600	Kevkel Brothers unip. Lda	231	208	23		0	-			
2		Rehabilitasaun Estrada Maliana-Saburai Sta. 14+600-15+600	Centeliziumen Unipessoal Lda	351	284		33	35	35			
3		Rehabilitasaun Estrada Maliana-Saburai Sta. 15+600-17+000	Carmo Unipessoal Lda	285	257			29	29			
4		Maintenance Maliana-Saburai. Chainage 0+000-13+000	Solideo Gloria Unip Lda	140	51		40	48	48			
5		Routine Maintenance Balibo-Cowa Chainage 0+000-10+000, Raifun Chainage 0+000-1+000, Ritabou Chainage 0+000-2+000, Rairobo-Pasmaten Chainage 0+000-3+000, Balibo-Feriktuas Chainage 0+000-7+700	Leo Hara Unip. Lda	121	15	92		14	15			
6		Manutensaun Estrada Builecun-Leohitu. Sta. 0+000-6+800	Mila Unip Lda	149	134	15		0				
7		Manutensaun Estrada Marobo-Be'e Manas. Sta. 0+000-5+700	Naroman Lifau Unip Lda	110	99			11	12			
8		R4D Rural Road Rehabilitation Malilait Chainage 0+000 - 1+500 Bobonaro Municipality		270				270	270			
9		R4D Rural Road Rehabilitation Maliana - Saburai - Atus Chainage 17+000 - 18+500 Bobonaro Municipality		270				270	270			
		Sub Total		1,927	1,047	130	73	678	679	-	-	-

Annex 14 (continuation)

No.	Codigo	Nome de Projecto	Companhia	Valor de Contrato	Total Pagamento acumulado até Dezembro de 2018	Total Despesas Jan - Jul de 2019	Despesas Estimativas para August - Dezembro 2019	Saldo Estimativas de Contrato em 2019	Alocação de Orçamento de 2020	Alocação de Orçamento de 2021	Alocação de Orçamento de 2022	Alocação de Orçamento de 2023
				(\$'000)	(\$'000)	(\$'000)	(\$'000)	(\$'000)	(\$'000)	(\$'000)	(\$'000)	(\$'000)
Projectos - Programa de Manutenção e Reabilitação (Codigo: 9770101, 9770102 e 9770103)				29,301	14,817	1,480	2,196	10,808	7,769	3,382	50	-
9 Projectos - Programa de Manutenção e Reabilitação (Codigo: 9770102)				3,895	2,562	282	472	579	170	418	-	-
		COVALIMA										
1		Rehabilitasaun Estrada Dato-Tolu Sta. 0+000-1+800, Manutensaun Estrada Dato-Tolu. Sta. 0+000-6+000	Unidade Unip Lda	317	277	7		32.9	33			
2		Rehabilitasaun Estrada 2 Chainage Dato-Tolu Sta. 1+800-3+600	River Fatu Besi Unipessoal Lda	273	90	156		27.5	28			
3		Rehabilitasaun Estrada Dato-Tolu Sta. 3+600-5+000		248				248.2	25			
4		Manutensaun Estrada Looku. Sta. 0+000-6+000, Manutensaun Estrada Lepo-Lour. Sta. 0+000-3+000, Manutensaun Estrada Naquidal-Lour. Sta. 0+000-4+200	Manu Bey Unip Lda	150	69	40		41.2	40			
5		Manutensaun Estrada Boardikun-Mape. Sta. 0+000-8+000	Manu Bey Unip Lda	147	146			1.6	-			
6		R4D Rural Road Rehabilitation Data - Tolu Chainage 9+600 - 11+100 Covalima Municipality		400				400.0	150	250		
7		R4D Rural Road Rehabilitation Data - Tolu Chainage 11+100 - 12+600 Covalima Municipality		500				500.0	150	350		
		Sub Total		2,036	582	202	-	1,251	426	600	-	-
		ERMERA										
1		Manutensaun Estrada Letefoho-Serimbalu. Sta. 0+000-10+500	Griman Unip Lda	72	65		7	(0.0)				
2		Manutensaun Estrada Lauana-Leameia. Sta. 0+000-9+800, Manutensaun Estrada Atsabe-Laubono. Sta. 0+000-11+600	Delta Bacarema Unip Lda	171	171			0.3	-			
3		Manutensaun Estrada Lihu – Samaleten Chainage 0+000 – 4+000	Rilero Unipessoal Lda	263	190	47		26.3	27			
4		Manutensaun Estrada Lihu – Samaleten Chainage 4+000 - 13+800	Leliana Unip. Lda	245	166	55		24.5	25			
5		R4D Rural Road Rehabilitation Ponilala Chainage 0+000 - 1+500 Ermera Municipality		250				250.0	250			
6		R4D Rural Road Rehabilitation Ponilala Chainage 1+500 - 3+000 Ermera Municipality		250				250.0	250			
		Sub Total		1,251	591	102	7	551	552	-	-	-
		LAUTEM										
1		Manutensaun Estrada Luro-Barikafa Sta. 0+000-7+000	Paiahara Unip. Lda	47	47			-	-			
2		Manutensaun Estrada Lospalos-Souro Sta. 0+000-5+800 and Manutensaun Estrada Leuro-Sorulua Sta. 0+000-3+000	Afabubo furac unip Lda	50	23		22	5.0	5			
3		Manutensaun Estrada Dasidara-Liquidiga Sta. 0+000-10+500	Om brother unip. Lda	79	79			0.0	-			
4		Rehabilitasaun Estrada Luro-Kotamutu 1 Sta. 0+000-1+500	Om brother unip. Lda	242	196	24		22.3	-			

Annex 14 (continuation)

No.	Codigo	Nome de Projecto	Companhia	Valor de Contrato	Total Pagamento acumulado até Dezembro de 2018	Total Despesas Jan - Jul de 2019	Despesas Estimativas para August - Dezembro 2019	Saldo Estimativas de Contrato em 2019	Alocação de Orçamento de 2020	Alocação de Orçamento de 2021	Alocação de Orçamento de 2022	Alocação de Orçamento de 2023
				(\$'000)	(\$'000)	(\$'000)	(\$'000)	(\$'000)	(\$'000)	(\$'000)	(\$'000)	(\$'000)
Projectos - Programa de Manutenção e Reabilitação (Codigo: 9770101, 9770102 e 9770103)				29,301	14,817	1,480	2,196	10,808	7,769	3,382	50	-
9 Projectos - Programa de Manutenção e Reabilitação (Codigo: 9770102)				3,895	2,562	282	472	579	170	418	-	-
5		Rehabilitasaun Estrada Luro-Kotamutu 2 Sta. 1+500-3+250	Zorro Construction Unip Lda	293	234	29		29.8	30			
6		Rehabilitasaun Estrada Luro-Kotamutu 3 Sta. 3+250-5+150	Paiahara unip. Lda	311	252		29	31.1	31			
7		R4D Rural Road Rehabilitation Fuiloro - Home Chainage 0+000 - 1+200 Lautem Municipality		598				597.5	200	397		
8		R4D Rural Road Rehabilitation Fuiloro - Home Chainage 1+200 - 2+500 Lautem Municipality		500				500.0	200	300		
		Sub Total		2,120	831	53	51	1,186	466	697	-	-
		LIQUISA										
1		Manutensaun Estrada Fahilebo-Bucumera. Sta. 0+000-6+500Manutensaun Estrada Libaloa-Fahilebo. Sta. 0+000-6+400 and Manutensaun Estrada Fahilebo-Fatumas. Sta. 0+000-2+300	Lep laco Dato Unip. Lda	300	276			23.8	24			
2		Manutensaun Estrada Liquisa-Leotela. Sta. 0+000-12+300	Metalica Unip. Lda	175	175			0.0	-			
3		Rehabilitasaun Estrada Liquisa-Metagou/Maumeta-Metagou Sta. 0+000-7+000Manutensaun Estrada Metagou-Leotela. Sta. 0+000-7+600Manutensaun Estrada Gunaba-Lukulai. Sta. 0+000-2+000	Banir Lema Unip. Lda	891	891			0.2	-			
		R4D Rural Road Rehabilitation Bebadiri - Lebokalako Chainage 0+000 - 5+000 Liquica Municipality		350				350.0	350	35		
		Sub Total		1,716	1,342	-	-	374	374	35	-	-
		DILI										
1		Manutensaun EstradaDare-Lelaus. Sta. 0+000-6+000	Espada Metagou Unipessoal Lda	208	187			20.8	21			
2		R4D Rural Road Rehabilitation Pala - Iliana - Tasi Chainage 0+000 - 7+000 Dili Municipality		356				355.5	320	36		
		Sub Total		563	187	-	-	376	341	36	-	-
		VIQUEQUE										
1		Manutensaun Estrada Luihono-Ororua Sta. 0+000-6+750	Boru- Buty Unip.Lda	184	88		40	55.8	37	18		
2		Rehabilitasaun Estrada Ossu-Nareka Sta. 0+000-3+400	Hoven II Unip Lda	884	795			88.4	89			
3		R4D Rural Road Rehabilitation Ossu de Cima - Liaruka Chainage 0+000 - 2+000 Viqueque Municipality - (Projeto foun)		500				500	72	378	50	
		Sub Total		1,568	884	-	40	644	199	396	50	-



República Democrática de Timor-Leste

Prepared for the Government of the Democratic Republic
of Timor-Leste by the Ministry of Finance



MINISTRY OF FINANCE

Torre Ministerio das Finanças, Aitarak-Laran , Díli, Timor-Leste

Website - www.mof.gov.tl