



República Democrática de Timor-Leste

State Budget 2020

Infrastructure Fund

Book 3A



República Democrática de Timor-Leste
Ministério das Finanças
Gabinete do Ministro



Book 3A – Infrastructure Fund

Preface

The Organic Law of the Ministry of Finance specifies the responsibility of the National Directorate of Budget to collect and manage financial information relating to the public sector and publish the statistical results.

In accordance with this provision and to promote the transparency of the public finance, the Ministry of Finance is publishing the final version of the documents relating to the 2020 State Budget, following the approval of the Council of Ministers.

The documentation for the 2020 State Budget consists of the Budget Law, plus several supporting budget books:

Book 1	: Budget Overview
Book 2	: Annual Action Plans
Book 3A	: Infrastructure Fund
Book 3B	: Municipalities
Book 3C	: RAEOA & ZEESM
Book 4a and 4b	: Budget Line Items
Book 5	: Development Partners
Book 6	: Special Fund - FDCH

The book 3A on *Infrastructure Fund* is a key accountability of the Government to the National Parliament and the people of Timor-Leste document. Book 3A details the programs and sub-programs of the infrastructure fund. This book also presents external loans funds for developing key infrastructure programs.

Budget documentation is available on the website Ministry of the Finance, www.mof.gov.tl. Inquiries relating to the publication should be directed to the General Directorate of Planning and Budget on email jgama@mof.gov.tl telp.+67077852000, syaquim@mof.gov.tl – telp.+67077305809 and kfernandes@sgp.tl – telp.+67077253993.

I consider that this document will increase awareness and understanding of the Government's finances and help people to become good citizens and heroes to our nation by providing them with relevant information on the 2020 State Budget.



Fernando Hanjam
Minister of Finance

TABLE OF CONTENTS

Foreword	3
1. IF POLICY, STANDARDS AND REGULATION	4
1.1. IF Objective and Priorities	4
1.2. IF Budget Allocation and Execution	7
1.3. Legal Regulation Framework	8
1.4. Institutional Arrangements	9
1.5. Project Implementation and IF Workflow	10
1.6. Project Standards	12
Feasibility Study	12
Project Appraisal	12
Ex-post Evaluation	14
2. INFRASTRUCTURE FUND PORTFOLIO	15
2.1. Agriculture Program	16
2.2. Water and Sanitation Program	16
2.3. Urban and Rural Development Program	17
2.4. Electricity Program	17
2.5. Ports Program	18
2.6. Airports Program	18
2.7. Tasi Mane Program	19
2.8. Financial System and Supporting Infrastructure	19
2.9. Information System Program	20
2.10. Youth and Sports Program	20
2.11. Health Program	21
2.12. Tourism Program	21
2.13. Education Program	22
2.14. Security and Defence	22
2.15. Bridges Program	23
2.16. Roads Program	23
2.17. External Loans Program	24
2.18. Public Buildings Program	24
2.19. Social Solidarity Program	25
2.20. Preparation of Design and Supervision	25
2.21. Maintenance and Rehabilitation Program	25
3. IF BUDGET SUMMARY	26
Annexes	27

FOREWORD

The Infrastructure Fund was established in 2011 to finance multi-annual capital investment projects aligned with the strategic priorities to implement the Strategic Development Plan for 2011-2030 and to support economic development in Timor-Leste.

According to the Decree Law No. 1/2016 of 14 January and the Decree-Law No. 13/2016 of 18 May, the Infrastructure Fund was transformed into the autonomous fund to alleviate functional limitations that existed before. Since 2016, the IF has operated under the autonomous regime and its Treasury allows execute payments more efficiently. As a result, the Infrastructure Fund operates with greater flexibility.

From the beginning of 2020 fiscal year the Government applied a duodecimal regime (1/12) for the budget appropriation due to the reason that the State Budget for the 2020 period has not been approved. According to the Article 31 of the Budget and Financial Management Law №13/2009 of 21 October, this duodecimal regime allows temporary budget appropriations based on 1/12th rule of the previous year's budget. And upon coming into force of the new budget law all expenses related to those allocations shall be included in the Budget for the current fiscal year.

The 2020 budget is the intermediate point of the implementation period between the first decade 2011-2020 and the second decade 2020-2030 of the Strategic Development Plan. Since the establishment of the Infrastructure Fund in 2011, the Government has considered 1,631 projects under IF Portfolio. Around 60% or 995 infrastructure projects in the Portfolio have already been completed during 2011-2019. The remaining projects are in the process of implementation or under the preparation stage. As a result of these investments two power plants in Hera and Betano, 12 sub-stations, over 700 km of transmission of implementation of power lines across the territory were constructed. The national road network, rural and municipal road networks were improved as well. Currently, the main priority for investment is to improve transportation and connectivity among rural, municipal, and national levels, and also improvement of water and sanitation sector in the country. The program for roads has a higher percentage in the IF budget allocation.

In 2020 the Infrastructure Fund continues supporting on-going projects that have already been approved by the Government from the previous years, and also some new projects initiated by the VIII Constitutional Government.

The IF Budget Book 3A summarizes the existing policy and government priorities, standards, and regulation related to the implementation of the capital development projects, which are aligned with the Strategic Development Plan 2011-2030. This Budget Book provides the detailed description of each program, including the purpose of the program and area of investment, total number of projects under the program, current status of projects in the portfolio as well as allocated budget to cover ongoing and new projects and programs under the Infrastructure Fund.

1. IF POLICY, STANDARDS AND REGULATION

1.1. Infrastructure Fund Objective and Priorities

The Infrastructure Fund was established in 2011 in accordance with the Budget Law to finance the major capital investment projects on a multi-year basis. In 2016 the Fund was transformed into Autonomous in accordance with the Budget Law with the main purpose to support the implementation of the government priorities and strategic programs in the area of infrastructure development aligned with the Strategic Development Plan of Timor-Leste.

The Infrastructure Fund priorities are in-line with the Sustainable Development Goals (SDGs), Strategic Development Plan 2011-2030 of Timor-Leste (SDP), the Program of the VIII Constitutional Government and also consider existing needs of the population of Timor-Leste.

To accomplish the goals and major strategic objectives defined by the Strategic Development Plan 2011-2030 (SDP) and the Roadmap for the Implementation of Sustainable Development Goals (SDG), the Government should focus its investment in 3 sectors or key areas: (1) Social Capital Development; (2) Economic Development; and (3) Basic Infrastructure¹.

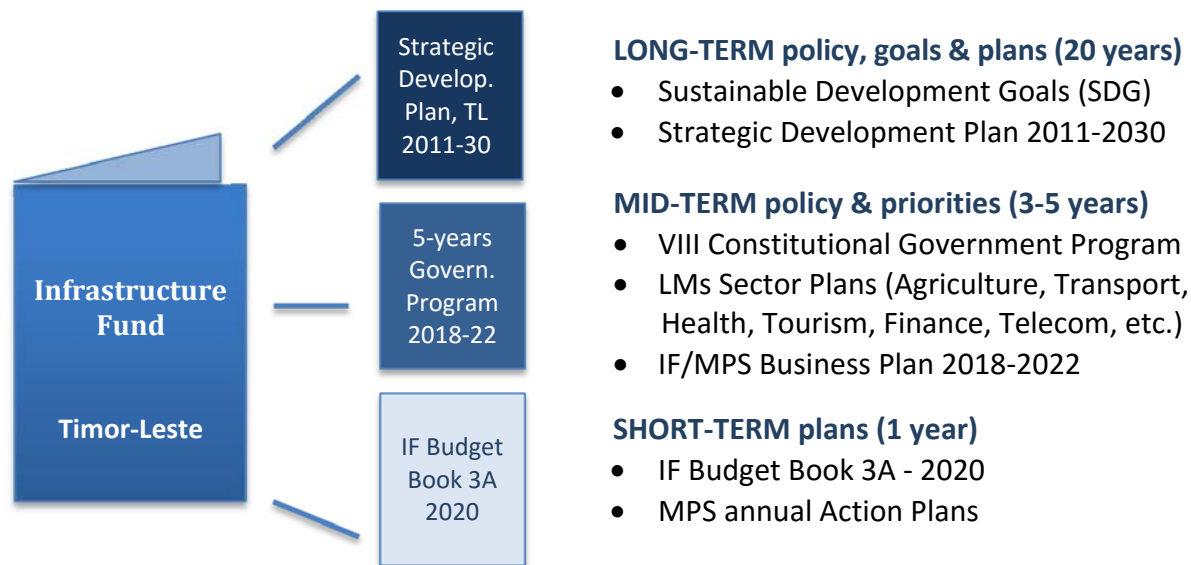


Figure 1: IF policy outline and long-term, mid-term and short-term priorities

Sustainable Development Goals (SDGs)

The Government of Timor-Leste has already accepted the global agenda of the sustainable development goals aligned with its national programs. The Government adopts SDGs through the Government Resolution No 34/2015 of 23 September, National Parliament Resolution No. 19/2015 of 18 November, Directive No 038/2015/XII/PM of 22 December 2015, Government Decree No. 1 of 1 February 2016 and some of the following SDG targets are aligned with SDP:

- SDG Goal 6 - Access to available, safe, and affordable drinking water to all and access to adequate, affordable, and acceptable sanitation and hygiene for all;

¹ PM Budget orientation 2020-2023

- b) SDG Goal 7 - Access to affordable, reliable, sustainable, and modern energy for all; and
- c) SDG Goal 9 - Build resilient infrastructure, promote inclusive and sustainable industrialization and foster innovation.

The Infrastructure Fund Programs and Projects contribute directly and indirectly to SDG goals through access to energy and clean water, poverty reduction and alleviation, quality of education and good health, job creation, decent work, and economic growth.

Strategic Development Plan 2011-2030 (SDP)

The Strategic Development Plan 2011-2030 has a very significant meaning for the country and covers three key areas: social capital, infrastructure development, and economic development. The SDP aims to develop core infrastructure, human resources, strength of the society, and to encourage the growth of the private sector jobs in strategic industry sectors - a broad-based agriculture sector, a thriving tourism industry, and downstream industries in the oil and gas sector. The infrastructure is very substantial to support a strong and productive economy.

The Strategic Development Plan (SDP) 2011 – 2030 consists of 6 integral parts to cover 22 sectors. The IF budget is an integral part of the State Budget that includes 21 programs linked to SDP priorities. The IF Budget Book 3A is an integral part of the General State Budget 2020.

Program of the VIII Constitutional Government for 2018 – 2022

The VIII Constitutional Government Program was approved by the National Parliament on 27 July 2018. It is a five-year policy plan that to contribute and continue transforming of Timor-Leste from a low-income country into a medium-high income country where the population lives in safety and is healthy, educated and prosperous. The Government Program covers the following 5 key areas:

- *Social capital development*, with the measures to maximize its potential, promoting inclusion, empowerment, qualification, and health;
- *Infrastructure development*, considered crucial for economic and social development in order to implement a quality infrastructural network, guaranteeing a good cost-benefit ratio and thus sustain productivity, job creation, and development of the private sector;
- *Economic development*, with the measures for modernization and diversification, boosting the productive sectors around agriculture, tourism and oil that stimulate creativity, innovation, entrepreneurship, enabling increased income opportunities, improved productivity, the ability to generate wealth and the creation of new markets;
- *Governance consolidation*, with the plan to continue investing in strategic planning for a modern and diversified economy, to create new jobs, increase the contribution of the private and productive sectors, and to make feasible the fiscal sustainability;
- *Good governance and anti-Corruption*, with the plan to implement mechanisms for evaluation, performance, and promotion of the principles of transparency, accountability, integrity and leadership, in order to increase confidence in governance and increase public sector competence and efficiency.

Guidelines for the preparation of the Budget Proposals for 2020-2023

The orientation for the preparation of the Budget Proposals for 2020-2023 were presented by His Excellency, the Prime Minister on 1 June 2020. The infrastructure is crucial to economic and social development, and the scale and costs associated with the implementation of an infrastructure network are a huge challenge to sustain productivity, job creation, and private sector development at the national level. The orientation highlights the Government priorities according to the Strategic Development Plan (SDP) and the Roadmap for the Sustainable Development Goals (SDG) and focuses on investment in 5 key areas:

- Social Capital Development;
- Economic Development;
- Basic Infrastructure;
- Institutional Development; and
- Environmental Development.

For the Infrastructure Development in the planning of basic and fundamental infrastructure special attention should be given to the following fundamental points:

- (1) Job creation, giving priority to those that help promote inclusive work opportunities for men, women, and people with disabilities;
- (2) Private sector, giving priority to those that contribute to encourage the emergence of small and medium-sized enterprises;
- (3) Support of local products, giving priority to initiatives that contribute to the diversification of supply and to the sustainable growth of the economy;
- (4) Capacity-building and institutional strengthening, prioritizing initiatives that value the citizen, not only in technical or scientific knowledge, but also those of moral, ethical and disciplinary character;
- (5) Balanced territorial development, giving priority to initiatives that contribute to social cohesion and reduce asymmetries between urban centers and rural areas.

The government priorities are the essential part of the Infrastructure Fund's portfolio that consisted of the basic infrastructure, economic and social sectors with the respective goal to support development of the country.

1.2. IF Budget Allocation and Execution

During 2011 - 2020 (2Q) a total amount of US\$ 4.8 billion has been approved for the Infrastructure Fund to finance IF programs, including financing sources from the Government and External Loans. The budget execution for the period 2011 – 2020 is around US\$ 3.0 billion. And the average annual rate of the budget execution is 63% as presented in the table below.

Table 1: IF Budget Allocation and Execution 2011-2020

Year	Budget (USD, million)	Disbursement (USD, million)	Execution %
2011	598.53	474.43	79%
2012	875.13	376.09	43%
2013	604.38	210.96	35%
2014	368.55	310.70	84%
2015	317.30	239.81	76%
2016	784.47	549.64	70%
2017	325.62	223.56	69%
2018	386.01	331.23	86%
2019	367.54	276.90	75%
2020*2Q	169.42	39.49	18%
TOTAL	4,796.95	3,032.81	63%

* Data as of 1 July 2020

IF Budget and Execution 2011-2020

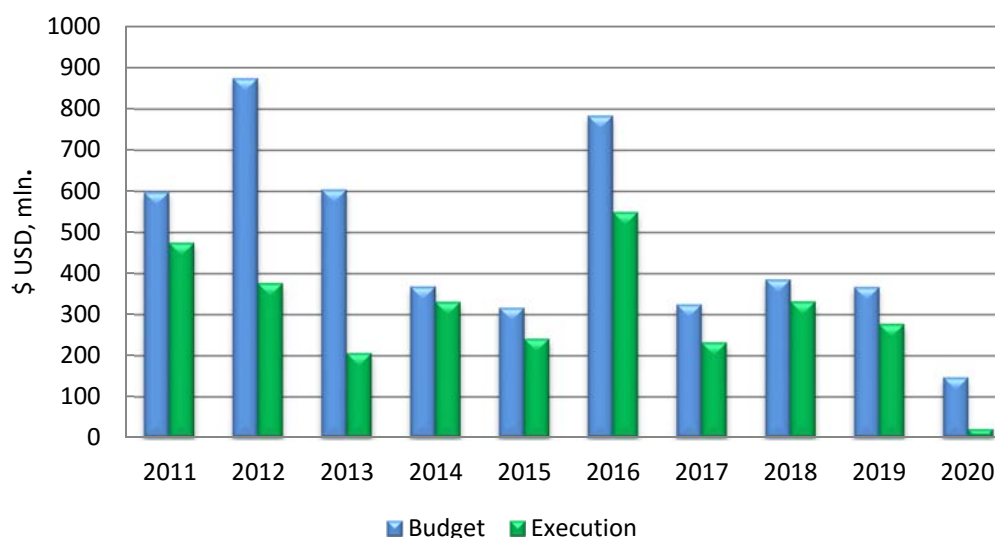


Figure 2: IF Budget and disbursements for 2011-2020

As a result of these investments from the Infrastructure Fund, 995 projects have been completed from 2011, including two power stations in Hera and Betano, roads and bridges, several public buildings, including the Ministry of Finance and some other strategic projects. The details of completed and ongoing projects in the IF Portfolio are presented in Part 2.

1.3. Legal Regulation Framework

The Infrastructure Fund was established in 2011 to finance multi-annual capital development projects in a more secure, transparent and accountable manner. The regulation framework for the infrastructure development in Timor-Leste outlined by the Constitution of the Democratic Republic of Timor-Leste (RDTL), Budget and Financial management Law, Private Investment Law and Land Law, Tax regulation and Customs Code, Decree-Laws on procurement regime, Legal regime for public-private partnership (PPP), Decree-Law on regulation of the Infrastructure Fund and other key legal documents. The main legal documents and regulation regarding project implementation under the Infrastructure Fund are presented below:

- Constitution of RDTL of 20 May 2002 (Article 140);
- Law 13/2009 – Budget and Financial Management;
- Law 1/2016 – Approval of the General State Budget;
- Decree-Law 14/2018 - Organic structure of VIII Government;
- Decree-Law 13/2016 – Regulation of the Fund;
- Ministerial Diploma 9/2011 – CAFI regulation.

According to the Decree-Law № 13/2016 of 18 May on the Regulation of the Infrastructure Fund (substitution of the Decree-Law № 8/2011), IF provides financial support to the following sectors:

- (a) Transport infrastructure including roads, bridges, ports, and airports;
- (b) Social infrastructure, including hospitals, schools, and universities;
- (c) Flood control and landslide protection infrastructure;
- (d) Water treatment and sanitation facilities;
- (e) Power generators and distribution lines;
- (f) Telecommunications;
- (g) Logistic facilities, including storage infrastructure;
- (h) Public buildings and public facilities;
- (i) Other infrastructure that promotes strategic development.

Based on the regulation framework in compliance with the Articles 8, 9 and 14 of the Decree-Law № 13/2016 of 18 May, 2016 the Article 16 of the Decree-Law № 31/2015 of 26 August, 2015 and the Article 11 of the Law № 1/2016 of 14 January, 2016 on the General State Budget for 2016, the technical and administrative support to the Council for Administration of the Infrastructure Fund is provided by the Major Project Secretariat (MPS).

According to the current legal regulation on the procurement legal regime, established by the Decree-Law № 10/2005 of 21 November with the amendment of the Decree-Law № 38/2011 of 17 August, and the Law № 3/2013 of 2 July 2013, the projects with the budget more than US\$ 5 million are required approval of the Council of Ministers (COM) and the Audit Court.

The standards and procedures of the Infrastructure Fund, related to submission of project proposals (project brief), project appraisal, economic evaluation, and feasibility study, as well as financial procedures are regulated by the Infrastructure Fund Administration Manual (IF Manual), that was prepared in 2018 based on the current legal regulation and existing procedures.

1.4. Institutional Arrangements

The IF Institutional arrangement and overview of the IF framework shows the linkages and interactions among the key involved stakeholders. At various stages of the project cycle from inception to completion, the CAFI, Fiscal Council, MPS, LMs/Project Owners/PMUs, ADN, NPC, and various stakeholders play a vital role in the effective operations and management of the IF. The coordination and approval mechanisms are also linked to ensure that budget, procurement and contract management concerns and issues are addressed coherently and consistently.

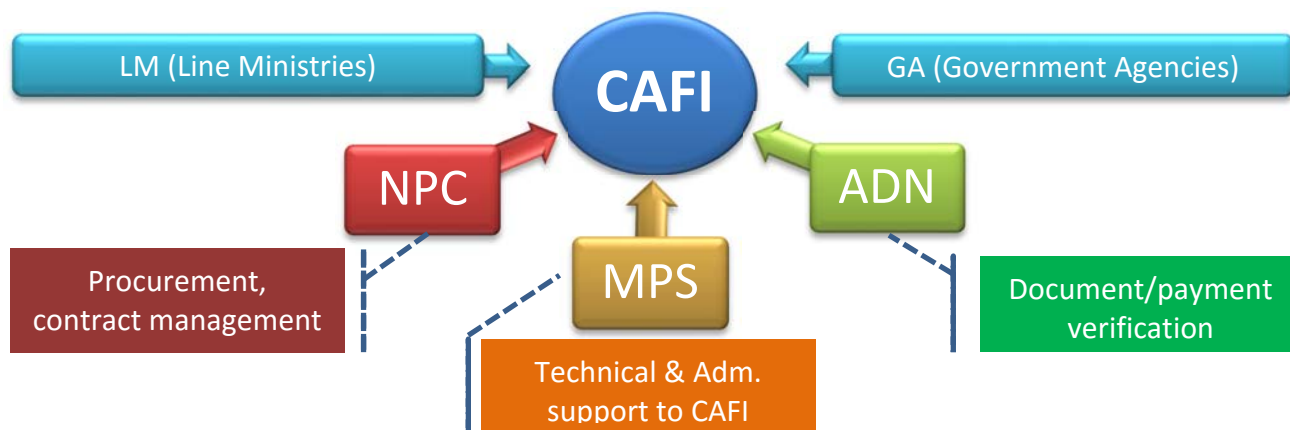


Figure 3: Management and Implementing partners of the Infrastructure Fund

The Council for Administration of the Infrastructure Fund is the body solely responsible for the Fund's operations. It has authority over the decision-making process for all matters related to IF projects and to provide policy guidance and directions to the IAs/LMs and other participating stakeholders. The timeline of the IF transformation from the Special Fund to the Autonomous Agency is presented in the Figure below.

Year									
2011	2012	2013	2014	2015	2016	2017	2018	2019	2020
Special Fund					Autonomous Fund				
<ul style="list-style-type: none"> Decree-Law No. 8/2011 Numerous functional limitations, related to unspent budget and project implementation 					<ul style="list-style-type: none"> Decree-Law No. 13/2016 Eliminating the functional limitations Performing the treasury function 				

Figure 4: Timeline of the institutional arrangement of the Infrastructure Fund

The role of NPC is to support a procurement process, the role of ADN is to verify the documents and payments from the LMs and Government Agencies, and the role of MPS is to provide technical and administrative support to CAFI and to execute payments through the Treasury. The Line Ministries and Government Agencies are the project owners and responsible for the project preparation, project implementation, and operations and maintenance (O&M).

1.5. Project Implementation & Infrastructure Fund Workflow

The process of project preparation and implementation under the Infrastructure Fund consists of the several important stages which are critical and have significant implication to quality of infrastructure projects. There are four key stages of the project implementation under the Infrastructure Fund:

- Project planning and preparation;
- Budgeting and procurement;
- Contract administration and construction;
- Operations and maintenance stage (O&M).

The scope of support to the Infrastructure Fund is based on the performance of the main functions by the Major Project Secretariat (MPS) in providing technical and administrative support to the Infrastructure Fund and Council for Administration (CAFI), including the following: Project Planning and Feasibility Study; Project Appraisal and Cost-benefit Estimation; Budget projection and budget preparation; payment execution; progress monitoring and reporting.

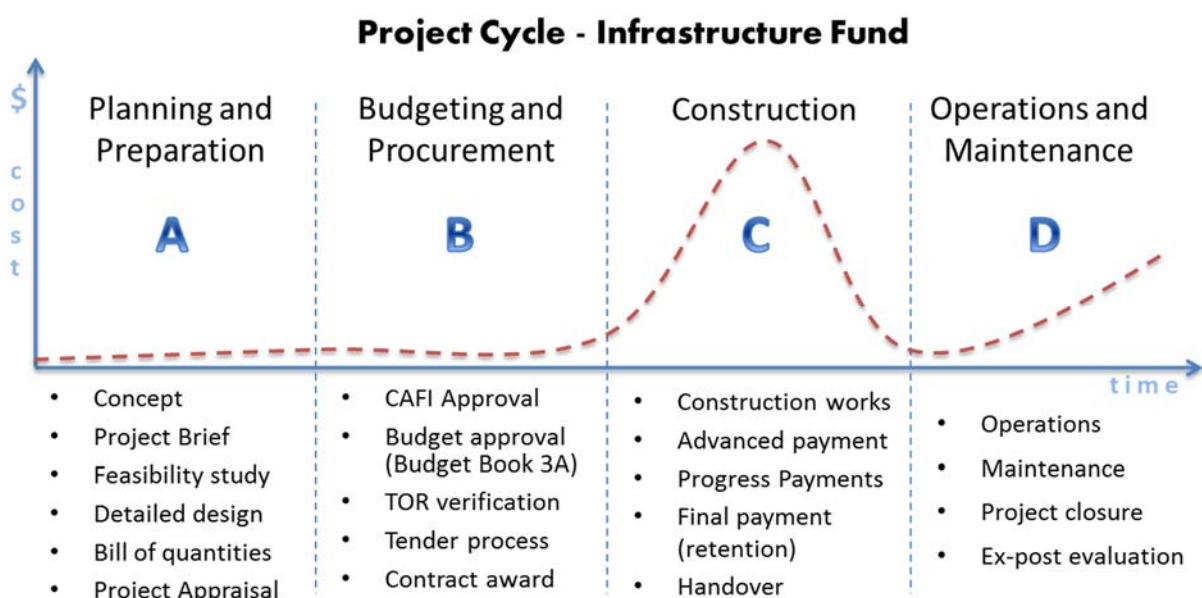


Figure 5: Project implementation cycle of the Infrastructure Fund

In order to ensure the effective implementation of the infrastructure projects, the workflow with proper procedures is required. The Infrastructure Fund Administration Manual (IF Manual) was prepared in 2018 in order to summarize all established standards and existing procedures and to describe roles of the main stakeholders, involved in the project preparation, approval and execution and to support the essential management procedures of the Council for Administration of the Infrastructure Fund (CAFI) and the Major Project Secretariat related to the administrative, financial and technical areas to meet requirements of various government agencies in Timor-Leste engaged in the implementation process under the Infrastructure Fund.

The Infrastructure Fund Administration Manual covers the following areas:

PART A - Policy and Regulation;

PART B - Principles and Standards;


PART C - Roles and Responsibilities;

PART D - Operations and Procedures;

- Planning and Budgeting
- Payment Execution Process
- Reporting and Monitoring

PART E - Management Control.

The IF Manual summarizes the administrative, technical and financial procedures, including: (1) project planning and concept preparation; (2) projects proposal submission; (3) project appraisal and feasibility study assessment; (4) CAFI approval; (5) budget preparation, discussion and budget approval; (6) procurement procedures and contract award; (7) construction and payment execution based on progress; (8) monitoring of project implementation and reporting; and (9) completion of the project and the final payment.



PROJECT IMPLEMENTATION WORKFLOW OF THE INFRASTRUCTURE FUND

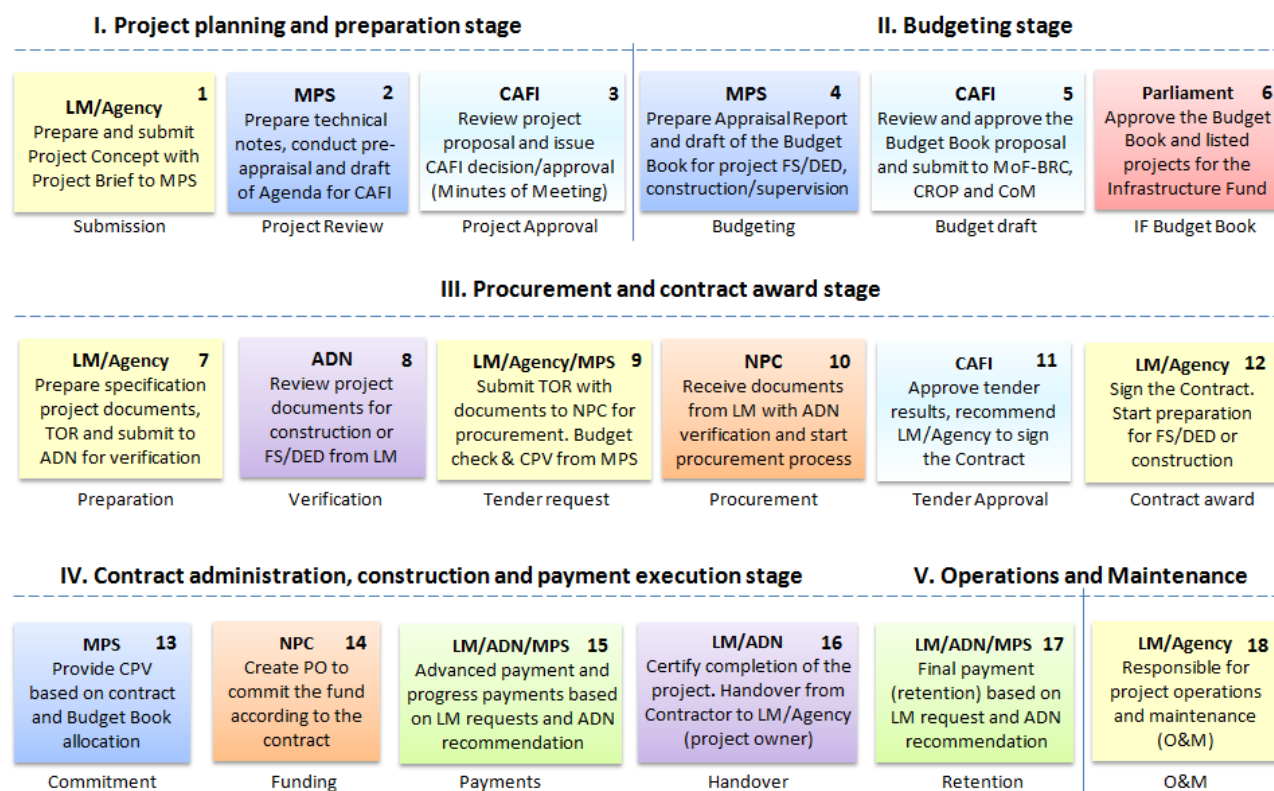


Figure 6: The Infrastructure Fund's Workflow


Project Standards

The role of key standards and principles, best practices and management tools as well as the general procedures is to ensure that IF processes are clear, updated and consistent with its mandate and that any risks associated with its implementation are minimized, properly managed and mitigated. The main standards and other guidelines, related to the project preparation and project implementation under the Infrastructure Fund are presented below.

- Project Appraisal Guideline (MPS, August 2017);
- Feasibility Study Guideline (MPS, May 2018);
- Model TOR for IF projects (MPS, February 2018);
- Project Brief standard Form (MPS, 2017);
- Fund Administration Manual (MPS, Dec. 2018);
- Ex-post evaluation Guide, draft (MPS, 2019).

Feasibility Study

The Major Project Secretariat has prepared the Feasibility Study Guideline as the national standard for the infrastructure projects in Timor-Leste. This document should provide guidance both executing and implementing agencies and consultant companies on how to prepare and evaluate project feasibility. Feasibility study for strategic projects should help to ensure the quality of infrastructure and value for money. More importantly, with the feasibility study results the government can evaluate investments from the Infrastructure Fund for the most strategic projects that contribute significantly to the social and economic development. The Action Plan and the Feasibility Study Guideline for IF were approved in 2018.



Project Appraisal

Project appraisal objective is to prioritize and to select the best options for investment based on methodology which is taking into account contribution to SDP, economic viability, readiness of the project for funding. There are two key elements for appraisal for scoring and evaluation:

- Importance for development;
- Readiness for funding.

The project appraisal allows assessing new proposals in terms of readiness and contribution to the economic and social development of Timor-Leste. It also allows MPS to prepare recommendations to CAFI based on the ranking of the projects and to prioritize funding options according to the evaluation criteria. The appraisal methodology for the Infrastructure Fund was improved in 2016 and now it is based on a set of 8 multiple criteria, including the following:

- (i) Relation of the project or the project's sector to the Strategic Development Plan;

- (ii) Economic impact as measured by the economic internal rate of return;
- (iii) Effectiveness of investment;
- (iv) Social impact and number of new jobs and indirect number of benefited population;
- (v) Readiness for implementation, including environmental license;
- (vi) Dependence of the project on additional infrastructure for a reasonable cost,
- (vii) Readiness for construction and availability of required documents such as concept design, feasibility study, detailed engineering design, and other related documents;
- (viii) Readiness of land for the project in terms of land availability for construction and assessment of requirements of possible resettlement under the project.

The Project appraisal should help to prioritize and to select the best proposals for investment, based on the contribution to SDP, economic viability, readiness of the project for investment.

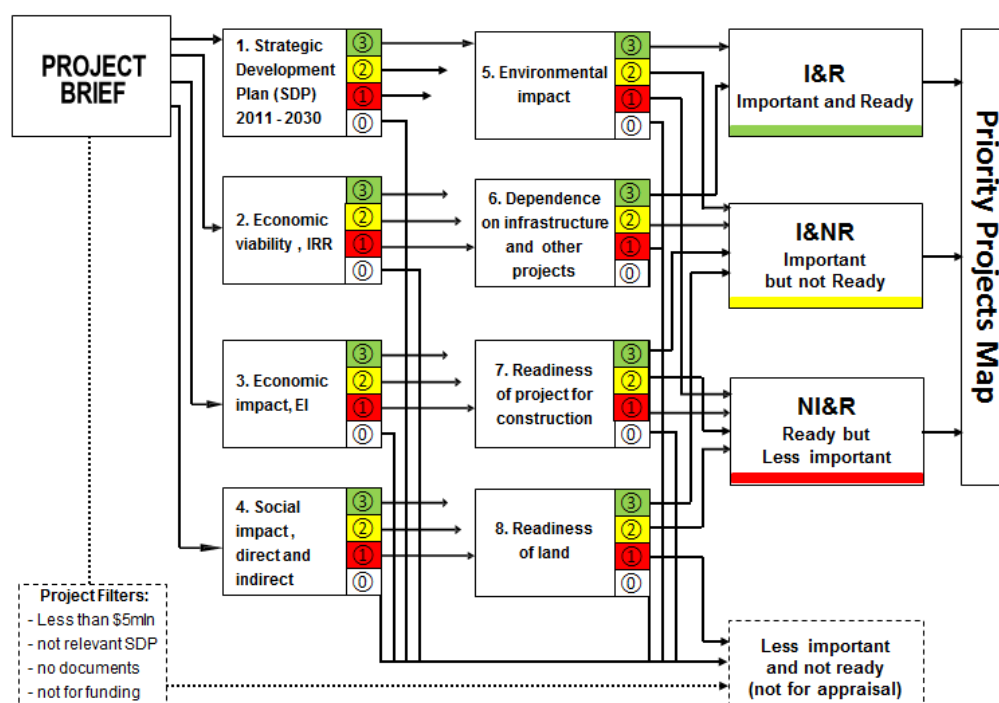


Figure 7: The project appraisal algorithm of the Infrastructure Fund

The project appraisal procedure, including submission and evaluation of new proposals for funding through IF is an integral part of the state budgeting process. In 2018-2019 the Major Projects Secretariat got 190 proposals for the 2020 budget period from 12 municipalities.

In July 2020 the Major Projects Secretariat summarized all proposals from the Line Ministries and Government Agencies, submitted during 2018 and 2019, and presented the Project Appraisal Report 2020 to CAFI. In the 2018 project appraisal was not conducted due to the late budget approval. All project proposals from 2018 are considered for the appraisal for the 2020 budget period. As a result of project appraisal, in total 31 projects were selected and recommended for funding and project preparation through the Infrastructure Fund in 2020.

Ex-post evaluation

The Ex-Post Evaluation under the Infrastructure Fund is required for completed projects in order to utilize lessons learned and to accumulate the best practice to avoid the same mistakes and for

effective implementation of projects in the future and to recommend new measures and improvements. The ex-post evaluation is conducted by the evaluation team represented by the experts familiar with similar projects in accordance with the evaluation plan and based on the detailed study of related data. The results are summarized in the evaluation report.

The project ex-post evaluation under the Infrastructure Fund is based on 5 criteria, including (1) Relevance; (2) Effectiveness; (3) Efficiency; (4) Impact and (5) Sustainability that internationally accepted and developed by the Organization for Economic Co-operation and Development (OECD). The ex-post evaluation workflow, evaluation criteria, and a score are presented below.

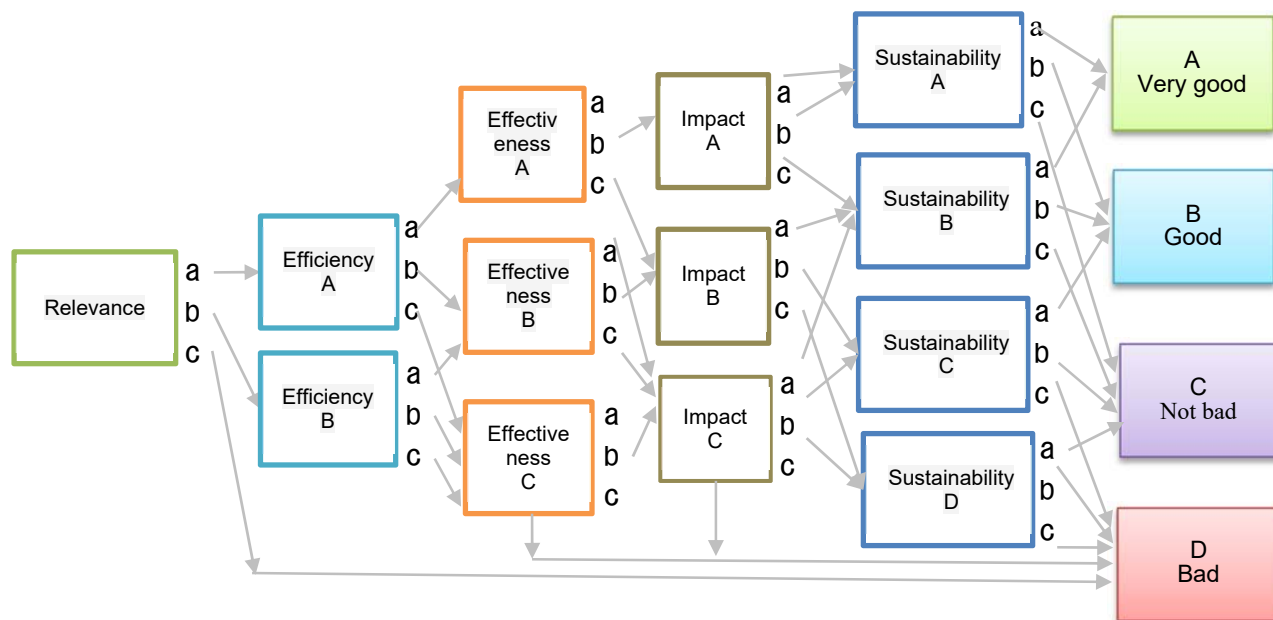


Figure 8: Ex-post evaluation flowchart under the Infrastructure Fund

The purpose of the ex-post evaluation is to utilize results for future projects, not to check the project results. The Infrastructure Fund is currently preparing the methodology of the ex-post evaluation and evaluation for some completed pilot projects.

2. INFRASTRUCTURE FUND PORTFOLIO

The foundation of the Infrastructure portfolio is supported by 3 pillars: policy, regulation, and standards. And the composition of infrastructure sectors under the IF Portfolio is based on the Pyramid model with the foundation from the BASIC infrastructure (water, power, roads and bridges, Maintenance and rehabilitation, design and supervision). The second level consists of the ECONOMIC infrastructure (Agriculture, Ports, Airports, Tourism and Urban Development, Oil & Gas/Tasi Mane project, Telecom, Finance), and the SOCIAL infrastructure (Health, Education, Youth & Sports, Public Buildings, Security and Defense, Social Solidarity).

Social Infrastructure:

- Health Program;
- Education Program;
- Youth and Sports;
- Security and Defense;
- Public Buildings;
- Urban Planning;
- Social Solidarity.

Economic Infrastructure:

- Agriculture Program (irrigation);
- Tasi Mane Program (Gas & Oil);
- Tourism Program;
- Ports Program;
- Airports Program.

Basic Infrastructure:

- Water supply and sanitation;
- Electricity Program (power supply);
- Roads Program;
- Bridges Program;
- Maintenance and rehabilitation.

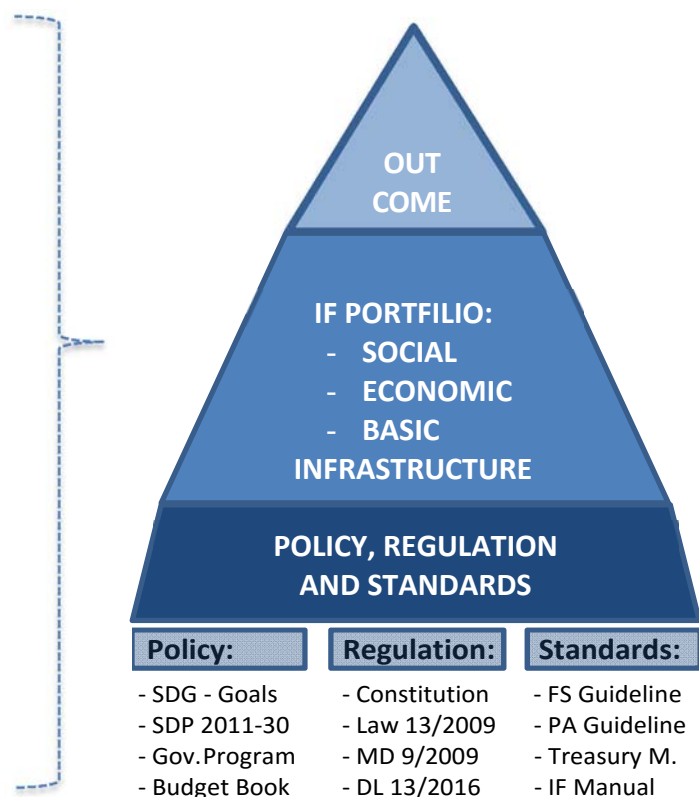


Figure 9: The Infrastructure Fund's Portfolio

The Infrastructure Fund budget is aiming to finance programs with the source of funding from the State budget, external borrowing, and public-private partnership through the PPP modality. During 2011 - 2020 a total number of IF programs have increased from 13 to 21.

Currently, a cumulative number of projects under the Infrastructure Fund 1,631. The status of IF projects is as follows: 995 completed projects (since the establishment of IF in 2011), 399 ongoing projects and 237 new projects in IF Portfolio that have not been started or not funded yet. The government priorities for the investment from IF to focused on basic and vital infrastructure, including power and water supply, roads and bridges as it is stated in the SDP 2011-2030. The 2020 budget for IF Portfolio has been revised to cover only the ongoing projects that require payments and some emergency projects to be funded in the current fiscal year.

2.1. Agriculture Program

The Agriculture Program has a high priority for Timor-Leste as infrastructure development is the central element with the goal to support food production, improve distribution and food security directly through enhancing accessibility and indirectly by increasing number of jobs and income.

Table 2: Agriculture Program

Year	Budget, \$	Execution, \$	%
2011	2,633,835	2,183,508	83%
2012	9,834,000	2,379,527	24%
2013	6,953,000	2,810,000	40%
2014	9,502,370	9,494,125	100%
2015	12,816,064	11,357,904	89%
2016	2,876,168	2,107,409	73%
2017	2,900,620	2,772,772	96%
2018	4,098,309	3,390,300	83%
2019	1,578,793	1,021,923	65%
2Q20*	1,194,000	128,431	11%
Total	54,387,159	37,645,899	69%

More than 63%² of the households in the country depend on the agriculture sector.

There are 24 projects under the Agriculture Program, mainly related to the irrigation sector. The Irrigation schemes are considered by the Ministry of Agriculture and Fisheries as a major component for resuscitation in order to achieve targets of self-sufficiency in staple food crops, rice, and maize. Currently, 4 ongoing project under the Program's Portfolio and 16 completed projects from 2011. Three irrigation projects (Maukola, Beikala, Galata) and Metinaro fishing port have not been funded/started yet.

The Program budget for 2020 is US\$ 1,194,000.

2.2. Water and Sanitation Program

Access to clean water and sanitation is very critical to Timor-Leste as it should help to improve public health, create new jobs and encourage rural development, make it easier to maintain and sustain our valuable water resources, and spread our limited water resources. The purpose of this Program is to improve access to safe potable water and hygienic sanitation facilities.

Table 3: Water and Sanitation Program

Year	Budget, \$	Execution, \$	%
2011	-	-	-
2012	13,500,000	2,871,000	21%
2013	10,098,000	754,000	7%
2014	3,967,000	3,907,000	98%
2015	2,741,180	2,477,690	90%
2016	15,640,000	480,000	3%
2017	329,738	86	0%
2018	1,730,583	450,723	26%
2019	2,895,647	324,112	11%
2Q20*	2,636,892	552,891	21%
Total	53,539,040	11,817,502	22%

There are 54 projects under the Water and Sanitation Program. Currently, 6 new emergency projects, and 7 ongoing projects: (1) Continuation of the Master Plan for Dili Drainage Phase-II; (2, 3) Feasibility and Pre-Feasibility Study for Dili Water Supply; (4) Consulting services for Dili water supply PPP (Feasibility Study); (5) DED for water supply; (6) Water supply and Sanitation infrastructure development in 4 Municipal Centers (Baucau, Lospalos, Same, Vequeque); (7) Drilling and Installation of water pump for the Hospital (HNGV).

Fifteen (15) projects have not been started yet. And 26 projects were completed during 2011-2019.

The Program budget for 2020 is US\$ 2,636,892.

² Strategic Development Plan 2011 – 2030 (SDP), pages 121 – 122 & 124

2.3. Urban and Rural Development Program

The objective of this Program is to ensure that planning for economic activity based on maximizing

Table 4: Urban and Rural Development Program

Year	Budget, \$	Execution, \$	%
2011	1,063,000	899,926	85%
2012	7,076,074	499,529	7%
2013	6,576,070	0	0%
2014	8,264,776	8,246,633	100%
2015	5,933,880	5,323,850	90%
2016	4,112,172	3,140,570	76%
2017	5,522,000	4,985,228	90%
2018	5,218,757	4,244,573	81%
2019	9,000,000	4,307,914	48%
2Q20*	2,300,000	0	0%
Total	55,066,729	31,648,223	57%

regional and local resources and should reduce the gap in progress between urban and rural areas. Spatial plans and National Planning Framework contain of (i) the pathway for development in each region, (ii) environmental sensitivities, including natural disaster risk factors and (iii) zoning regulations that set out boundaries for each sector to ensure sustainability and environmental protection³. Rural development is a priority for the Infrastructure because of the large proportion of the population living in rural areas. There are 7 projects under the Program, including 2 ongoing projects: (1) LiDAR information system; (2) National spatial planning project. Two projects were completed from 2011, and (1) new proposal for Dili Solid waste.

The Program budget for 2020 is US\$ 2,300,000.

2.4. Electricity Program

The objective of the Electricity Program is to provide reliable electricity generation, transmission and distribution throughout Timor-Leste. The program objective is to build two power plants at Hera (120 MW) and Betano (130 MW) and to install 150KV nationwide power line grid plus 20KV distribution lines, 9 substations, medium and low voltage of house connection, and street light illumination. All transmission line networks are completed. The importance of a reliable electricity supply is essential for the progress of the nation and economic development. A stable power supply is also an important condition to enhance private investments in Timor-Leste.

Table 5: Electricity Program

Year	Budget, \$	Execution, \$	%
2011	448,742,000	428,921,379	96%
2012	301,820,621	283,812,312	94%
2013	121,666,893	80,883,000	66%
2014	138,472,605	133,719,000	97%
2015	44,772,731	42,714,963	95%
2016	65,626,831	55,036,997	84%
2017	12,385,000	5,155,405	42%
2018	17,403,307	16,565,559	95%
2019	11,524,900	9,853,820	86%
2Q20*	4,268,629	1,151,168	27%
Total	1,166,683,517	1,057,813,603	91%

There are 613 projects under the Electricity Program, including operations and maintenance of the power stations, substations and power grid. Currently, 97 ongoing projects, 505 completed, and 11 new emergency projects. Among other works that remain to complete the Central control systems, Improvement of street lighting as well as operation and maintenance for the existing power supply system.

The Program budget for 2020 is US\$ 4,268,629.

³ Strategic Development Plan 2011 – 2030 (SDP), Page 117

2.5. Ports Program

Development of ports is a strategic priority to support economic growth and local industry, export-import activities that require fast and reliable freight services. Currently, only Dili port is serving all shipments in Timor-Leste. And port's capacity is not sufficient for the future. Moreover, the regional

Table 6: Ports Program

Year	Budget, \$	Execution, \$	%
2011	1,600,000	0	0%
2012	10,700,000	2,491,549	23%
2013	10,975,000	1,256,631	11%
2014	9,175,000	9,169,201	100%
2015	1,276,800	812,339	64%
2016	133,171,537	132,563,094	100%
2017	972,775	471,148	48%
2018	694,249	611,277	88%
2019	782,348	187,664	24%
2Q20*	1,988,548	78,455	4%
Total	171,336,257	147,641,358	86%

ports are also in poor condition⁴. The SDP target is to relocate the main port of Dili to Tibar Bay and rehabilitate regional ports. The Government has already secured funds to develop the Tibar Port.

There are 18 projects under the Ports Program, including 1 ongoing project for development of Tibar Port (Consultant). Eight (8) projects were completed, including rehabilitation of Dili Port, Rehabilitation of Hera Port, Cargo terminal in Tasi Tolu. And nine (9) projects have not been started to upgrade facilities for

regional ports in Com, Atauro, Oecussi, and Vemase; and for development of Suai Port.

The Program budget for 2020 is US\$ 1,988,548.

2.6. Airports Program

The airports and international air travel to and from Timor-Leste are essential for the development of business and tourism. However, the country has lack of airports suitable for international standards accepted by the International Civil Aviation Organization (ICAO). Domestic aviation services are limited to chartered fixed-wing aircraft and helicopter services and the airfields served

Table 7: Airports Program

Year	Budget, \$	Execution, \$	%
2011	2,228,000	2,147,000	96%
2012	9,466,852	0	0%
2013	6,967,000	0	0%
2014	219,000	218,536	100%
2015	1,854,000	897,000	48%
2016	23,040,000	20,743,000	90%
2017	18,187,581	17,074,037	94%
2018	12,678,600	5,388,915	43%
2019	7,388,131	5,258,091	71%
2Q20*	3,981,341	529,756	13%
Total	86,010,505	52,256,335	61%

are inadequate to handle larger aircraft and more intensive services.

The Government has a vision to improve and to develop existing airports including Dili, Suai, Baucau, Maliana and Viqueque as identified in the Strategic Development Plan 2011-2030. For the Southern coast infrastructure development the Government has commenced upgrading of Suai Airport. In total, there are 18 projects under the Airport Program⁵, including upgrading of the Nicolau Lobato International Airport in

Dili and regional airports in Maliana, Baucau Suai, and Oecussi. Currently, under the Airports Program 4 ongoing projects, 6 completed projects, and 8 projects have not been funded.

The Program budget for 2020 is US\$ 3,981,341.

⁴The exception is the port in Oecusse which has been upgraded to handle freight and passenger traffic with JICA

⁵Including Rehabilitation and Expansion of Suai Airport which was part of Tasi Mane Program.

2.7. Tasi Mane Program

The Tasi Mane Development is a strategic investment Program of the Government initiated to

Table 8: Tasi Mane Program

Year	Budget, \$	Execution, \$	%
2011	18,925,000	8,686,786	46%
2012	123,038,000	9,709,000	8%
2013	139,402,000	5,709,000	4%
2014	21,809,000	21,747,000	100%
2015	42,464,377	35,443,506	83%
2016	162,959,645	94,472,065	58%
2017	67,571,700	67,792,110	100%
2018	100,005,618	98,715,096	99%
2019	48,672,000	45,322,517	93%
2Q20*	2,000,000	0	0%
Total	726,847,340	387,597,080	53%

accelerate economic growth in the South coast zone of the country which is identified in SDP. This Program is for the South coast area, which is endowed with a wide variety of natural resources. The goal of the Program is to support development, create new jobs, improve living conditions, generate various industries and stimulate the economy as well as attract investment in Timor-Leste. The South coast will be focused on oil and gas industry as the petroleum sector is the Timor-Leste's greatest source of State revenue. This revenue will help to finance health care, education, security &

defence and to build and maintain the infrastructure.

There are 13 projects under the Program, including Design, construction and supervision of Suai Supply Base; Suai - Betano - Beaco Highway; Water Supply in Dato Rua To Tolu; Resettlement. Currently, 1 ongoing project, 10 projects were completed and 2 projects have not been started.

The Program budget for 2020 is US\$ 2,000,000.

2.8. Financial System and Supporting Infrastructure Program

The financial systems and supporting infrastructure Program was newly defined for the Infrastructure Fund in 2013 in responding to increasing number of projects implemented by the Ministry of Finance that was originally listed in the Public Buildings Program.

Table 9: Financial System Program

Year	Budget, \$	Execution, \$	%
2011	-	-	0%
2012	-	-	0%
2013	23,980,000	17,544,000	73%
2014	16,840,000	16,437,000	98%
2015	11,088,200	6,631,910	60%
2016	26,693,000	18,315,000	69%
2017	7,026,892	6,758,598	96%
2018	3,986,981	3,288,104	82%
2019	3,900,000	3,175,436	81%
2Q20*	3,100,000	2,059,942	66%
Total	96,615,073	74,209,990	77%

There are 16 projects under the Financial System Program Portfolio, including 1 ongoing project - Free Balance System, and 10 completed projects, including Concept design, construction and supervision of the new building for the Ministry of Finance; Construction of Ministry of Finance building; supply and installation of IT & Data center for MoF and supervision; Interior fitment of the Ministry of Finance and design; DED for the Customs and Tax House for the Ministry of Finance. Five (5) projects have not been started yet, including SIGTAS, Back-up system for the Ministry of Finance; Integrated stations for Oesilo and Tunubibi; Batugade project; Construction and Supervision of New Customs and Tax Buildings, MoF.

The Program budget for 2020 is US\$ 3,100,000.

2.9. Information System Program

The Informatics Program is very important as industry and commerce rely on rapid and stable

Table 10: Information System Program

Year	Budget, \$	Execution, \$	%
2011	9,200,000	4,309,000	47%
2012	11,991,000	5,948,000	50%
2013	4,000,000	208,000	5%
2014	591,000	545,000	92%
2015	786,500	786,500	100%
2016	2,185,000	1,766,000	81%
2017	1,710,051	1,235,414	72%
2018	4,793,620	2,133,160	44%
2019	6,107,917	4,045,000	66%
2Q20*	2,588,774	144,000	6%
Total	43,953,862	21,120,074	48%

communications with adequate capacity and coverage to meet users' demand. Improving information technology to support service delivery is one of the priorities of the Strategic Development Plan⁶. There are 8 projects under the Information System Program Portfolio, including 4 ongoing, 1 completed and 3 not started projects. Two projects were started in 2014: National Connectivity Project Phases III and V; Satellite Internet Upgrade from 20 Mbps to 60/80Mbps 100/200. And another two projects are for GPM office:

(1) Extension of PCN II and network fiber-optic and (2) Data Center project. The Free Balance project from 2013 was moved to the Finance System Program.

The Program budget for 2020 is US\$ 2,588,774.

2.10. Youth and Sports Program

According to the Strategic Development Plan 2011 – 2030, the Youth and Sports Program sector the

Table 11: Youth and Sports Program

Year	Budget, \$	Execution, \$	%
2013	2,500,000	363,000	15%
2014	363,000	292,000	80%
2015	1,154,010	915,240	79%
2016	4,613,000	3,472,000	75%
2017	2,150,058	1,851,985	86%
2018	1,092,424	841,368	77%
2019	1,786,721	429,748	24%
2Q20*	613,467	0	0%
Total	14,272,680	8,165,341	57%

will help to re-shape Timor-Leste and contribute to the transformation of our society and economy. The Youth and Sports Program was separated from the Public Buildings program in 2013. It focuses on the construction of the national stadia for outdoor and indoor events and construction of eight regional outdoor stadia as a pre-requisite for the creation of national football leagues in partnership with South Korea, the Asian Football Confederation, Football

Federation Australia and the Real Madrid Foundation. According to the Part 2 of the Strategic Development Plan "Social capital", the Youth and Sports sector has significant importance for Timor-Leste's development⁷. The Youth and Sports Program Portfolio includes 16 projects for construction of stadia in four municipalities, including construction and supervision of Football Stadia in Baucau, Maliana, Manufahi, and Ermera that will help and to boost the youth in developing skills in sport. Currently, 4 projects ongoing, 6 projects were completed from 2011, and 6 project have not been funded or not started yet.

The Program budget for 2020 is US\$ 613,467.

⁶ Strategic Development Plan 2011 – 2030 (SDP), page 184

⁷ Strategic Development Plan 2011 – 2030 (SDP), pages 16 & 52-54

2.11. Health Program

The Health Program focused on infrastructure support and development of the health sector in Timor-Leste, including extensions and improvements at the National Hospital, the referral hospitals and the district and sub-district clinics and health centers. According to the Strategic Development Plan of Timor-Leste by 2030 the goal is to have a healthier population as a result of comprehensive, high-quality health services accessible to all Timorese people⁸.

Table 12: Health Program

Year	Budget, \$	Execution, \$	%
2011	4,654,000	2,182,000	47%
2012	6,429,000	2,216,000	34%
2013	2,041,000	238,000	12%
2014	1,973,000	1,758,000	89%
2015	2,015,550	1,923,340	95%
2016	1,370,589	165,429	12%
2017	7,295,000	45,982	1%
2018	497,444	442,073	89%
2019	1,060,960	123,302	12%
2Q20*	210,960	9,560	5%
Total	27,547,503	9,103,686	33%

There are 15 projects under the Health Program, including Intensive care cardio unit (ICCU) at Guido Valadares National Hospital HGV; Baucau hospital; Rehabilitation and construction of old building of Dr. Antonio Carvalho Hospital, ICCU and SAMES, Project of pediatric building at Guido Valadares National Hospital, Project for building extension of Guido Valadares Hospital. Currently, under the Health Program 5 ongoing projects, 6 completed projects, and 4 projects have not been funded or not been started yet.

The Program budget for 2020 is US\$ 210,960.

2.12. Tourism Program

The tourism sector in Timor-Leste is at the early stage of development with limited, but growing, numbers of international tourists and emerging tourism infrastructure⁹. The infrastructure planning, including the prioritization of projects, will consider the needs of the tourism industry to ensure

Table 13: Tourism Program

Year	Budget, \$	Execution, \$	%
2014	2,572,000	1,072,000	42%
2015	4,150,353	2,998,902	72%
2016	1,520,502	1,307,847	86%
2017	505,340	291,435	58%
2018	-	-	-
2019	300,500	52,965	18%
2Q20*	16,000	0	0%
Total	9,064,695	5,723,149	63%

that the industry is not held back by poor access or a lack of critical infrastructure¹⁰.

There are 11 projects under the Tourism Program. Currently, one (1) ongoing project for the consulting services for the master plan and detailed engineering design for the ecotourism in Maubara. Nine (9) projects were completed from 2011, including the design and supervision for new construction of Marina

Square in Bidau, and 6 CPLP projects (e.g. Rehabilitation of the Convention Center in Dili, CCD).

One proposal under the Tourism Program for construction of building for training center for hospitality (Centro Treinamento Hotelaria) has not been funded and not started yet.

The Program budget for 2020 is US\$ 16,000.

⁸ Strategic Development Plan 2011 – 2030 (SDP), pages 35 - 36

⁹ Strategic Development Plan 2011 – 2030 (SDP), page 144

¹⁰ Strategic Development Plan 2011 – 2030 (SDP), page 145

2.13. Education Program

The Education Program is based on the National Education Strategic Plan¹¹ which recognizes current situation and challenges that affect the MoE's ability to meet the country's obligations towards education development, as well as its commitment to the Millennium Development Goals and other national priority targets. It provides sector-wide support that will guide implementation

Table 14: Education Program

Year	Budget, \$	Execution, \$	%
2011	444,000	299,257	67%
2012	11,316,000	1,582,000	14%
2013	8,422,000	2,444,000	29%
2014	5,154,000	3,880,000	75%
2015	2,736,090	2,065,710	75%
2016	1,080,588	854,432	79%
2017	475,251	244,055	51%
2018	111,270	109,323	98%
2019	670,942	149,184	22%
2Q20*	67,720	0	0%
Total	30,477,861	11,627,961	38%

Fishery academy in Manatuto.

The Program budget for 2020 is US\$ 67,720.

2.14. Security and Defense Program

Security has a top priority for Timor-Leste and the reconstruction process is included building for the professional police force with merit-based appointment and promotion, rebuilding security institutions and introducing principles of good governance. Investment in equipment and police

Table 15: Security and Defense Program

Year	Budget, \$	Execution, \$	%
2011	7,934,000	2,954,000	37%
2012	16,200,000	4,255,000	26%
2013	17,599,000	4,307,000	24%
2014	6,345,000	4,856,000	77%
2015	4,444,343	3,341,402	75%
2016	3,969,852	2,814,594	71%
2017	2,022,009	675,900	33%
2018	3,618,820	1,072,458	30%
2019	4,380,885	2,524,377	58%
2Q20*	3,808,338	654,250	17%
Total	70,322,247	27,454,981	39%

Ermera, Ainaro, Uatolari). One project is pending because of the land problem.

The Program budget for 2020 is US\$ 3,808,338.

at all levels in the country, involving development partners and key stakeholders.

The Education Program consists of 25 projects, including 1 ongoing, 15 completed, and 9 not funded or not started projects, including construction of the Reference Schools in Lospalos, Liquiça, Aileu, Ainaro, Covalima.

For some projects detailed engineering design (DED) completed and the budget is required for construction: Agriculture and Engineering Buildings project, UNTL Campus; Polytechnic schools in Suai, Same and Lospalos;

infrastructure, including police accommodation, has improved the operation as well as the impartiality of the force.

There are 2 subprograms (Security and Defence) under this IF Program. The Security Subprogram includes 39 projects: 7 ongoing projects and 28 projects completed. And 38 projects in total under the Defence Subprogram, 4 ongoing and 11 projects have not been started yet (Construction of MoD Building and Construction of security posts in Atsabe, Ferik Sare,

¹¹ Ministry of Education, Timor-Leste, *National Education Strategic Plan 2011 – 2030*

2.15. Bridges Program

Good and well-maintained bridges are crucial for ensuring reliable access to markets, education and health services and for security and social stability. These are fundamental requirements for economic and social development are recognized by the Government and stated in the Strategic Development Plan 2011 - 2030. Therefore, construction of new bridges, rehabilitation of

Table 16: Bridges Program

Year	Budget, \$	Execution, \$	%
2011	17,618,000	2,932,000	17%
2012	92,144,000	30,165,000	33%
2013	15,230,000	10,454,000	69%
2014	11,710,000	11,329,000	97%
2015	3,719,100	3,713,670	100%
2016	2,550,208	2,216,306	87%
2017	7,760,714	7,759	0%
2018	6,068,565	5,948,908	98%
2019	9,644,748	9,140,626	95%
2Q20*	3,502,759	0	0%
Total	169,948,094	75,907,269	45%

deteriorated bridges and widening of narrow bridges was justified by high traffic that ranked it as a high priority in the allocation of the budget from the Infrastructure Fund.

There are 43 projects under the Bridges Program, including 23 completed projects from 2011; 10 ongoing projects (Taroman, Baer, Bidau, Lawana in Ermera, construction of Comoro arch bridge, Ritabou bridge, Suspension Bridge in Viqueque); and 10 projects have not been started or not funded yet.

The Program budget for 2020 is US\$ 3,502,759.

2.16. Roads Program

Well-constructed and maintained road system should be resilient to the climate and weather conditions and it's essential for economic growth, social cohesion, and national security.

Table 17: Roads Program

Year	Budget, \$	Execution, \$	%
2011	17,755,000	5,665,161	32%
2012	53,437,000	8,212,000	15%
2013	87,535,000	59,845,000	68%
2014	58,604,000	56,964,000	97%
2015	94,074,852	86,405,328	92%
2016	200,552,485	160,028,983	80%
2017	80,157,997	69,278,905	86%
2018	146,315,446	135,457,741	93%
2019	159,993,160	134,711,353	84%
2Q20*	80,000,000	22,739,900	28%
Total	978,424,940	739,308,371	76%

According to the Strategic Development Plan 2011 – 2030 the road development in Timor-Leste has one of the highest priorities. The aim of the Program under the Infrastructure Fund is to support movement of goods and services as well as improve connectivity for transportation between municipalities to various centers. Road projects have a strong economic and social impact because they provide access to isolated areas, reduce the time and cost of transportation.

A total number of the projects under the Roads Program is of 454, including 135 projects as part of the package approved by CAFI in 2017. Currently, 225 completed and 160 ongoing projects, 11 new emergency projects from 2020. The new proposals from the projects appraisal (25 new projects for the Infrastructure Fund, including 9 national roads, 13 municipal roads, and 3 urban roads) are not listed in the 2020 period and will be considered for the following fiscal year.

The Program budget for 2020 is US\$ 80,000,000.

2.17. External Loans Program

According to the SDP in order to finance State expenditure, and in particular infrastructure projects, grants and concessional loans will be considered by the Government. This may provide

Table 18: External Loans Program

Year	Budget, \$	Execution, \$	%
2011	-	-	-
2012	43,100,000	0	0%
2013	43,588,000	6,284,000	14%
2014	31,051,000	6,184,000	20%
2015	70,000,000	12,195,000	17%
2016	107,003,000	16,130,000	15%
2017	101,825,751	23,819,384	23%
2018	61,607,143	32,140,761	52%
2019	87,000,000	49,746,805	57%
2Q20*	60,000,000	2,193,188	4%
Total	605,174,894	148,693,138	25%

favorable public financing options to support infrastructure programs such as the rehabilitation of roads and bridges¹². In accordance with the Public Debt policy and law, all loan-funded projects are confidently expected to generate high social and economic benefits after implementation, well in excess of their financial cost. The financial cost of the loans should, therefore, be lower than the returns being earned by the alternative source of funds, which is the Petroleum Fund.

This Program was established in 2012. Currently, there are 26 projects under the Loan Program, including 22 ongoing project, 2 new and 2 completed projects in 2016 (Road Network Upgrading Project (RNUP) for Tibar-Gleno; and Road Network Upgrading Project (RNUP) for Tibar-Liquica).

The Program budget for 2020 is US\$ 60,000,000.

2.18. Public Buildings Program

Table 19: Public Buildings Program

Year	Budget, \$	Execution, \$	%
2011	13,327,000	4,153,000	31%
2012	46,284,000	8,226,000	18%
2013	20,679,000	4,760,000	23%
2014	9,730,000	8,926,000	92%
2015	3,418,819	2,462,229	72%
2016	8,699,666	2,966,000	34%
2017	2,265,090	1,062,083	47%
2018	3,994,125	3,688,324	92%
2019	2,250,065	952,461	42%
2Q20*	3,297,540	0	0%
Total	113,945,305	37,196,097	33%

The Public Buildings Program has a strategic importance because many of existing government offices were constructed during the Indonesian administration and few buildings were constructed during the Portuguese time. Many of these buildings were damaged prior to the restoration of independence and some do not fit anymore to the government's needs. Therefore, the objective of this IF Program is to provide effective public services.

There are 56 projects under the Public Buildings Program, including 4 ongoing projects; 24 completed projects from 2011; and 28 projects have not been started or not funded yet. Among completed projects: Ministry of Justice Building (MOJ), CFP Building, Ministry of Social Solidarity Building (MSS), CNE Building, construction of Taibessi and Manleuana Fish Market, consulting services for the Building of the National Commercial Bank.

The Program budget allocation for 2020 is US\$ 3,297,540.

¹² Strategic Development Plan 2011 – 2030 (SDP), page 208

2.19. Social Solidarity Program

Table 20: Social Solidarity Program

Year	Budget, \$	Execution, \$	%
2011	1,200,000	510,000	43%
2012	1,940,000	885,000	46%
2013	1,633,000	1,152,000	71%
2014	1,060,000	1,055,000	100%
2015	-	-	-
2016	99,408	99,408	100%
2017	-	-	-
2018	66,000	0	0%
2019	-	-	-
2Q20*	600,000	0	0%
Total	6,598,408	3,701,408	56%

The Program budget for 2020 is US\$ 600,000.

There are 6 projects under the Social Solidarity Program of the Infrastructure Fund. Three (3) projects have already been completed, including the Jardim dos Heróis and that was completed in 2013; 5 statues for the Garden of Heroes in Metinaro (Dioli Museum); and construction of the monument Rotunda at the Airport Nicolau Lobato.

Currently, the project for construction and supervision of “Monumento 12 de Novembro” is listed in the Program.

2.20. Preparation of Design and Supervision Services

Table 21: Design and Supervision Program

Year	Budget, \$	Execution, \$	%
2013	19,418,000	63,000	0%
2014	1,226,000	859,000	70%
2015	4,902,955	2,648,539	54%
2016	2,750,650	2,108,015	77%
2017	2,051,140	671,863	33%
2018	-	-	-
2019	1,324,223	222,222	17%
2Q20*	3,629,494	0	0%
Total	35,302,462	6,572,639	19%

The Preparation of Designs and Provision of Supervision Services Program was established in 2013 under the Infrastructure Fund in order to facilitate preparation and supervision of the major projects by the Line Ministries because their budget is insufficient for these services. There are 36 projects under this Program. Currently, 6 ongoing, 3 completed and 27 not started projects in the portfolio for the Design and Supervision Services.

The Program budget for 2020 is US\$ 3,629,494.

2.21. Maintenance and Rehabilitation Program

The Maintenance and Rehabilitation Program was proposed under the Infrastructure Fund by the Government during the budget review committee in 2016 in order to keep existing infrastructure facilities such as road and water supply in a proper condition. Maintenance of the water supply is important for the country because it provides safe water supply services, reliable and adequate treatment, transmission, and distribution of water resources to benefit people in urban and rural areas which considers as a high priority for the country's development. Maintenance of rural and national roads is also one of the main components of this Program.

Currently, there are 95 projects under the Infrastructure Fund in this portfolio, including 15 maintenance projects for the water sector, 9 projects for roads, and 71 projects under the R4D Sub-Program for rehabilitation and maintenance.

The Program budget for 2020 is US\$ 4,263,637.

3. IF BUDGET SUMMARY

A total allocated budget for the Infrastructure Fund for 2020 is of US\$ 184.9 million, including US\$ 124.1 million for IF projects and US\$ 60 million for the loan projects. The source of financing of the infrastructure projects under the Infrastructure Fund is from the State budget, PPP and External loans. The following table presents the summary of the IF budget, IF Budget by Programs and the Loan financing for the Infrastructure Fund for 2020.

Table 23: Summary of the Infrastructure Fund's Budget for 2020

Nº	Nome de Programa	Valor de Contrato	Total pagamento Acumulado até Dezembro 2018	Total Despesas Actual Orçamento de 2019	Saldo Actual até Dezembro 2019	Total Despesas Jan - Julho de 2020	Total Despesas Estimativo Agosto - Dez de 2020	Alocação de Orçamento Final de 2020	Alocação de Orçamento de 2021	Alocação de Orçamento de 2022	Alocação de Orçamento de 2023	Alocação de Orçamento de 2024
		(\$'000)	(\$'000)	(\$'000)	(\$'000)	(\$'000)	(\$'000)	(\$'000)	(\$'000)	(\$'000)	(\$'000)	(\$'000)
	TOTAL PROGRAMA (Incluido SGP & EMPRESTIMOS)	3,299,044	958,539	276,902	2,064,141	39,488	146,242	184,930	709,232	670,820	388,454	189,388
	TOTAL PROGRAMA (Excluido SGP & EMPRESTIMOS)	2,740,244	816,096	226,189	1,809,811	36,227	88,641	124,068	637,292	606,294	322,730	160,678
1	Agricultura	88,449	8,243	1,022	79,184	128	1,066	1,194	10,902	28,612	29,493	8,900
2	Água e Sanitação	75,059	952	324	73,783	759	1,878	2,637	27,527	28,184	10,873	4,000
3	Desenvolvimento Urbano e Rural	41,851	9,630	4,308	27,913	-	2,300	2,300	9,175	5,000	5,000	3,113
4	Edifícios Públicas	173,477	11,849	952	160,676	2,198	1,099	3,298	40,375	68,025	39,718	29,834
5	Educação	91,841	2,558	149	89,134	-	68	68	24,907	25,565	21,245	16,461
6	Energia Eléctrica	81,530	46,144	9,854	25,532	1,269	3,800	4,269	17,821	1,124	300	-
7	Equipamento Informático	33,763	5,175	4,045	24,543	144	2,445	2,589	7,663	12,000	3,400	-
8	Saúde	30,768	9,313	123	21,325	10	201	211	4,802	9,471	3,945	1,930
9	Segurança e Defesa	53,978	2,607	2,524	48,451	654	3,154	3,808	11,507	15,605	15,043	4,700
10	Solidaridade e Social	1,856	-	-	1,856	-	600	600	900	1,250	600	300
11	Taxi Mane	1,118,578	270,970	45,323	802,285	682	1,318	2,000	298,971	275,175	118,172	70,351
12	Aeroportos	113,438	60,590	5,258	47,613	530	3,452	3,981	13,492	14,461	10,315	-
13	Preparação de Desenhos e Supervisão - Novos Projectos	21,046	2,044	222	18,781	-	3,629	3,629	13,683	7,200	2,650	-
14	Estradas	667,820	311,997	134,711	333,344	26,759	53,241	80,000	130,688	97,672	54,323	17,059
15	Pontes	55,387	28,456	9,141	17,790	441	3,062	3,503	8,509	3,356	1,445	-
16	Portos	15,290	317	188	14,785	131	1,858	1,989	4,664	5,386	1,200	800
17	Turismo	2,736	212	53	2,471	-	16	16	742	971	511	230
18	Sistema Financeiro e Suportas Infraestruturas	34,055	26,120	3,175	4,760	2,060	1,040	3,100	3,805	4,200	3,800	3,000
19	Juventude e Desporto	9,496	4,212	430	4,854	-	613	613	2,660	1,301	325	-
20	Manutenção e Reabilitação	29,825	14,708	4,386	10,731	463	3,800	4,264	4,500	1,735	371	-
*	SGP / MPS			966	167	452	409	862	1,240	1,426	1,711	1,711
21	Programa de Empréstimos	558,800	142,443	49,747	254,162	2,808	57,192	60,000	70,701	63,100	64,014	27,000
1	ADB	310,241	91,975	27,628	130,529	2,541	37,159	39,700	25,638	20,878	19,475	10,229
2	WB	192,110	33,066	10,544	103,003	267	10,341	10,608	39,411	40,737	44,410	16,771
3	JICA	56,450	17,402	11,575	20,630	-	9,693	9,693	5,652	1,486	129	-

The details of the IF budget for the 2020 period is presented in the following Annexes 1 - 16.

ANNEXES

- Annex 1: The Budget of the Infrastructure Fund by Programs and Projects for 2020
- Annex 2: List of projects for the Electricity Program (140 projects)
- Annex 3: Construction and supervision for development of South Coast (Rehabilitation of Suai airport), BL-8080101
- Annex 4: Preparation of design and supervision, BL-8090501
- Annex 5: List of Road emergency projects from 2013 (8 projects), BL-8090118
- Annex 6: Rehabilitation of road Dili-Manleuana-Solerema-Aileu 15 km (9 projects), BL-8090252
- Annex 7: Rehabilitation and construction of Urban Roads, Phase II (22 projects), BL-8090267
- Annex 8: List of emergency projects in 5 Municipalities from 2013 (Package B: 11 projects), BL-8090453
- Annex 9: List of emergency projects for roads (Package C: 21 projects), BL-8090454
- Annex 10: List of road projects in 12 Municipalities (Package D: 32 projects), BL-8090455
- Annex 11: List of 135 projects for Rehabilitation of Roads and Bridges in 12 Municipalities
- Annex 12: List of 8 projects for rehabilitation of bridges
- Annex 13: List of projects for the Maintenance and Rehabilitation Program (BL-9770101, 9770102 and 97701013)
- Annex 14: List of emergency projects due to flooding on 13 March 2020 in Dili, Road Program
- Annex 15: List of emergency projects for the Water and Sanitation Program
- Annex 16: List of emergency projects for transmission and distribution of electricity

Annex 1: The State Budget of the Infrastructure Fund by Programs and Projects for 2020

No.	Codigo	Dono do Projecto	Nome de Projeto	Nome de Subprojeto	Valor de Contrato / Custo Estimativu	Total pagamento Acumulado até Dezembro 2018	Total Despesas Actual Orçamento de 2019	Saldo Actual até Dezembro 2019	Total Despesas Jan - Julho de 2020	Total Despesas Estimativo Agosto - Dez de 2020	Alocação de Orçamento Final de 2020	Alocação de Orçamento de 2021	Alocação de Orçamento de 2022	Alocação de Orçamento de 2023	Alocação de Orçamento de 2024
					(\$'000)	(\$'000)	(\$'000)	(\$'000)	(\$'000)	(\$'000)	(\$'000)	(\$'000)	(\$'000)	(\$'000)	(\$'000)
Total Programa (Incluido SGP & Empréstimo)					3,299,044	958,539	276,902	2,064,141	39,488	146,242	184,930	709,232	670,820	388,454	189,388
Total Programa (Excluido SGP & Empréstimo)					2,740,244	816,096	226,189	1,809,978	36,227	88,641	124,068	637,292	606,294	322,730	160,678
Program Agricultura					88,449	8,243	1,022	79,184	128	1,066	1,194	10,902	28,612	29,493	8,900
1	7970105	MAP	Construção e supervisão da Irrigação de Maukola	Construction and supervision of irrigation Maukola	9,703	-		9,703	-	-	-	1,941	6,792	970	
2	7970106		Construção e supervisão da Irrigação de Beikala	Construction and supervision of irrigation Beikala	8,112	-		8,112	-	-	-	1,622	5,678	811	
3	7970109	MAP	Construção de Irrigação da Buluto	Laleia River Protection (STA 00+191-00+750) Construction of Cyclop concrete retaining wall in Vemase river	529 929	262 836	157 93	110 0	- -	55 -	55 -				
4	7970110	MAP	Construção e supervisão da Irrigação de Galata	Construção e Supervisão de Irrigação de Galata	11,207	-		11,207	-	102	102	3,041	7,145	1,021	
5	7970111	MAP	Construção e supervisão da Irrigação de Larisula	Construção e Supervisão de Irrigação de Larisula Construção e Supervisão de Irrigação de Larisula	6,316 968	5,685 838	632 44	- 86	- -	- -	- -	- -	- -		
6	7970112	MAP	Construção e supervisão da Irrigação de Dardau	Construção de Irrigação de Dardau Supervisão de Irrigação de Dardau	3,912 1,015	- -	96	3,816 1,015	128 -	767 104	896 104	1,634 609	895 302	391	
7	7970120		Construção e Supervisão de Irrigação de Oebaba Fase II	Construção e Supervisão de Oebaba, Raibere e Carauulun irigasaun Fase II	483	440		43	-	-	-				
8	7970126	MAP	Concepção, Construção e Supervisão do Porto Pesqueiro, Metinaro	Detailed Engineering Design of New Fisherman Port, Suco Duyung, Metinaro Construção e supervisão do Porto Pesqueiro, Metinaro	273 45,000	182		92 45,000	- -	37 -	37	55 2,000		7,800	26,300 8,900
Program Água e Sanitação					75,059	952	324	73,783	759	1,878	2,637	27,527	28,184	10,873	4,000
1	7980101	MOP	Plano mestre, concepção de sistema e estudos relativos a Água e Saneamento (nível nacional)	Consulting Services for Detailed Engineering Design (DED) of Dili Urban Water Supply	2,268	-		2,268	454	46	500	1,655	113		
2	7980102	MOP	Construção e supervisão de Água e Saneamento (nível nacional)	Construção e supervisão de Água e Saneamento (Dili Water Supply)	10,000			10,000			-	5,000	2,000	3,000	
3	7980104	MOP	Construção e supervisão de Esgotos em Dili	Detailed Engineering Design (DED) of Dili Sanitation and Drainage Master Plan-Phase II	1,058	433	144	481	241	187	428	73			
4				Construction and supervision for Sewerage Treatment (CSTS) in Taibesi	1,382			1,382			-	500	944	138.23	
5				Construction and supervision for Sewerage Treatment (CSTS) in Manleuana	1,547			1,547			-	500	1,093	154.74	
6				Construction and supervision for Sewerage Treatment (CSTS) in Bairro Pite	1,400			1,400			-	500	460	140	
7				Construction and supervision for Sewerage Treatment (CSTS) in Fatuhada	1,400			1,400			-	500	460	140	
8	7980106	MOP	Fornecimento de Água em Dili (PPP)	Consulting services for Dili water supply PPP (Feasibility Study)	540	301	45	195	-	163	163	27			
9	7980107	MOP	Estudo, Desenho e Construção Linha de Distribuição Água Potável nas Zonas 2-9 em Dili e Suai	Estudo Desenho e Construção Linha de Distribuição Água Potável nas Zonas 2-9 em Dili e Suai		-		-			-				
10				Drilling and Installation of water pump and construction of 100m³ of the Reservoir at Hospital National Guido Valadares (HNGV)	254	218	21	15			-				

Annex 1: The Budget of the Infrastructure Fund by Programs and Projects for 2020 (continuation)

No.	Codigo	Dono do Projecto	Nome de Projeto	Nome de Subprojeto	Valor de Contrato / Custo Estimativu	Total pagamento Acumulado até Dezembro 2018	Total Despesas Actual Orçamento de 2019	Saldo Actual até Dezembro 2019	Total Despesas Jan - Julho de 2020	Total Despesas Estimativo Agostu - Dez de 2020	Alocação de Orçamento Final de 2020	Alocação de Orçamento de 2021	Alocação de Orçamento de 2022	Alocação de Orçamento de 2023	Alocação de Orçamento de 2024
					(\$'000)	(\$'000)	(\$'000)	(\$'000)	(\$'000)	(\$'000)	(\$'000)	(\$'000)	(\$'000)	(\$'000)	(\$'000)
Total Programa (Incluido SGP & Empréstimo)					3,299,044	958,539	276,902	2,064,141	39,488	146,242	184,930	709,232	670,820	388,454	189,388
Total Programa (Excluido SGP & Empréstimo)					2,740,244	816,096	226,189	1,809,978	36,227	88,641	124,068	637,292	606,294	322,730	160,678
11	7990106	MOP	Estudu, Construção e Supervisão Baragem ba Retenção Be	Feasibility Study of Surface Water Resource Development for the Water Supply of Dili Metropolitan Area	460	-	65	394	-	329	329	105			
12				Pre- Feasibility Study of a Ground Water Resources Development Project for the Water Supply of Dili Metropolitan Area	342	-	49	293	65	211	276	17	-		
13				Detailed Design for water retention and transmission	3,000			3,000	-	-	-	1,300	1,000	700	
14	7990106	MOP	Estudu, Construção e Supervisão Baragem ba Retenção Be	Construction and Supervision for water retention and transmission	40,000			40,000			-	10,000	20,000	6,000	4,000
15	7990106	MOP	Estudu, Construção e Supervisão Baragem ba Retenção Be	Priorização dos recursos hídricos nacionais e desenvolvimento Baragem programa de monitorização dos recursos hídricos e estudos - surface water	3,000			3,000	-	-	-	1,500	900	600	
16				Priorização dos recursos hídricos nacionais e desenvolvimento Baragem programa de monitorização ba ground water	2,000			2,000	-	-	-	1,300	700		
17	7980111	MOP	Desenvolvimento de infraestrutura de abastecimento de água e saneamento em Centros Municipais	Consulting services for Detailed Engineering Design of Timor-Leste Four Municipal Capitals (Baucau-Lospalos-Viqueque-Same) Water Supply & Sanitation Project	2,142			2,142	-	400	400	1,408	334		
18	Novo	MOP	Design, construction and Supervision of Urban water supply and sanitation for 7 municipalities (Covalima, Aileu, Ainaro, Bobonaro, Ermera, Liquica and Manatuto)	Master Plan for Urban water supply and sanitation for 7 municipalities (Covalima, Aileu, Ainaro, Bobonaro, Ermera, Liquica and Manatuto)	3,600			3,600	-	100	100	2,978	180		
19	Novo	MOP	Projecto emergencia ba Inundasaun 13 de Marco 2020 (Água e Saneamento)	Projecto emergencia ba Inundasaun 13 de Marco 2020 (Água e Saneamento)	666			666	-	442	442	164			
Programa Desenvolvimento Urbano e Rural					41,851	9,630	4,308	27,913	-	2,300	2,300	9,175	5,000	5,000	3,113
1	7990104	MF/MPIE	Studos e plano de concepção para Planeamento Urbano a nível nacional	Plano Espacu Nasional	1,220	671		549	-	100	100	449	-	-	
2	7990105	MF/MPIE	Plano Lidar e Mapeamento a todo o territorio	Pesquisa integrado do Geofísico Aéreo em Timor Leste/Lidar Segunda Fase	22,631	8,959	4,293	9,379	-	1,312	1,312	4,741			
3	7970123	MAE	Gesatão Resíduos solidos Urbana do Municipio de Dili	Gesatão Resíduos solidos Urbana do Municipio de Dili	18,000		15	17,985	-	888	888	3,985	5,000	5,000	3,113
Program Edifícios Públicas					173,477	11,849	952	160,676	2,198	1,099	3,298	40,375	68,025	39,718	29,834
1	8000102	CNE	Construção do Edificio Principal da CNE	Construction of CNE New Office Building	3,110	3,027		83		-	-	-	-	-	-
2				Construction Supervision of CNE New Office Building	106	100	7	-							
3	8000103	PN	Edifício do Parlamento Nacional	Konstrusaun Edifício do Parlamento Nacional		-		-		-	-	1,000	1,000	1,000	1,000
4				Konstrusaun Edifício do Parlamento Nacional				-		-	-	251	100	100	100
5				Supervisao ba Konstrusaun Edifício do Parlamento Nacional				-		-	-	251	100	100	100
6	8000104	CFP	Construção Edifício CFP	Konstrusaun Edifício Foun Comisaun Funsau Publica	1,580	959	157	464		-	-	-	-	-	-
7	8000105	INAP	Concepção, construção e supervisão de edificio e instalações da Administração Pública em Dili	Master Plan and Detailed Architecture and Engineering Design of Training and Dormitory Building of the INAP	280	280		-		-	-	-	-	-	-

Annex 1: The Budget of the Infrastructure Fund by Programs and Projects for 2020 (continuation)

No.	Codigo	Dono do Projecto	Nome de Projeto	Nome de Subprojeto	Valor de Contrato / Custo Estimativo	Total pagamento Acumulado até Dezembro 2018	Total Despesas Actual Orçamento de 2019	Saldo Actual até Dezembro 2019	Total Despesas Jan - Julho de 2020	Total Despesas Estimativo Agosto - Dez de 2020	Alocação de Orçamento Final de 2020	Alocação de Orçamento de 2021	Alocação de Orçamento de 2022	Alocação de Orçamento de 2023	Alocação de Orçamento de 2024
					(\$'000)	(\$'000)	(\$'000)	(\$'000)	(\$'000)	(\$'000)	(\$'000)	(\$'000)	(\$'000)	(\$'000)	(\$'000)
Total Programa (Incluido SGP & Empréstimo)					3,299,044	958,539	276,902	2,064,141	39,488	146,242	184,930	709,232	670,820	388,454	189,388
Total Programa (Excluido SGP & Empréstimo)					2,740,244	816,096	226,189	1,809,978	36,227	88,641	124,068	637,292	606,294	322,730	160,678
8	8000108	SEAPRI	Reabilitação do edificio Banco Comercial	Detailed Engineering Design of New Head Office Building of The National Commercial Bank of Timor-Leste	661	661		-		(0)	(0)	-	-	-	-
9	8000110	Tribunal Rekursu & MdJ	Construção novo edificio de Investigacao Criminal	Konstrusaun Edifisiu Foun ba Polisia Siéntifika ho Investigasaun Kriminál, Dili, Timor-Leste	22,991	-		22,991		-	-	7,900.00	8,200.00	2,891.17	4,000.00
10				Supervisaun Konstrusaun Edifisiu Foun ba Polisia Siéntifika ho Investigasaun Kriminál, Dili, Timor-Leste	920			920		-	-	200.00	300.00	219.65	200.00
11	8000111	Tribunal Rekursu & MdJ	Construção edificios de Tribunais (STJ; TSAFC; CSM)	Konstrusaun Edificio Tribunal Supremo e Justica	10,908	-		10,908		-	-	2,327.00	2,926.95	2,826.95	2,726.95
12				Supervisaun Konstrusaun Edificio Tribunal Supremo e Justica	436.31			436		-	-	100.00	150.00	150.00	36.10
13	8000112	MdJ	Construção edificio Defensoria Publica	Construção edificio Defensoria Publica				-		-	-	-	-	-	-
14				Supervisaun de construção edificio Defensoria Publica	-	-		-		-	-	-	-	-	-
15	8000113	MAP	Concepção, construção e supervisão do novo edificio do MAP em Dili	Construção e supervisão do novo edificio do MAP em Dili	16,000	-		16,000		-	-	1,500	5,000	5,000	4,500
16				Supervisaun construção e supervisão do novo edificio do MAP em Dili	640			640		-	-	150	150	200	140
17	8000114	MOP	Concepção, construção e supervisão do novo edificio do DNAS em Dili	Construção do novo edificio do DNAS em Dili				-		-	-	1,500	2,000	3,000	3,000
18				Supervisaun de construção do novo edificio do DNAS em Dili	-	-		-		-	-	200	250	100	100
19	8000117	CAC	Projetu Konstrusaun Edificio CAC	Consulting Services for detailed Engineering Design of CAC Office Building	257	177		79		79	79	-	-	-	-
20				Construction of CAC Office Building	13,000			13,000		-	-	2,000	4,000	4,000	3,000
21				Construction Supervision of CAC Office Building	520			520		-	-	230	160	130	-
22	8000118	PM / AMRT	Konstrusaun Edificio Museu da resistencia Nacional	Konstrusaun Edificio Museu da resistencia Nacional		-		-		-	-	-	-	-	-
23				Supervisaun Konstrusaun Edificio Museu da resistencia Nacional				-		-	-	-	-	-	-
24	8000119	MOP	Novo edificio Instituto de Gestao Equipamentos	Construção do Novo edificio Instituto de Gestao Equipamentos	2,090	-		2,090		-	-	1,500	1,000	1,000	1,000
25				Supervisaun do construção Novo edificio Instituto de Gestao Equipamentos	115		115	-		-	-	251	200	100	100
26	8000121	MOP	Construção de novo edificio do Ministerio Obras Publicas	Construção de novo edificio do Ministerio Obras Publicas	10,000	-		10,000		-	-	1,500	1,000	1,000	1,000
27				Supervisaun do Construção de novo edificio do Ministerio Obras Publicas				-		-	-	251	200	100	100
28	8000129	MF	Construção residencia primeiro presidente do Parlamento Nacional	Construção residencia primeiro presidente do Parlamento Nacional	1,371	1,107	121	143		-	-	-	-	-	-
29				Supervisaun residencia primeiro presidente do Parlamento Nacional	77	77		-		-	-	-	-	-	-
30	8000131	MCIA	Construção do mercado de Manleuana			-		-		-	-	-	-	-	-
31								-		-	-				

Annex 1: The Budget of the Infrastructure Fund by Programs and Projects for 2020 (continuation)

No.	Codigo	Dono do Projecto	Nome de Projeto	Nome de Subprojeto	Valor de Contrato / Custo Estimativu	Total pagamento Acumulado até Dezembro 2018	Total Despesas Actual Orçamento de 2019	Saldo Actual até Dezembro 2019	Total Despesas Jan - Julho de 2020	Total Despesas Estimativo Agosto - Dez de 2020	Alocação de Orçamento Final de 2020	Alocação de Orçamento de 2021	Alocação de Orçamento de 2022	Alocação de Orçamento de 2023	Alocação de Orçamento de 2024
					(\$'000)	(\$'000)	(\$'000)	(\$'000)	(\$'000)	(\$'000)	(\$'000)	(\$'000)	(\$'000)	(\$'000)	(\$'000)
Total Programa (Incluido SGP & Empréstimo)					3,299,044	958,539	276,902	2,064,141	39,488	146,242	184,930	709,232	670,820	388,454	189,388
Total Programa (Excluido SGP & Empréstimo)					2,740,244	816,096	226,189	1,809,978	36,227	88,641	124,068	637,292	606,294	322,730	160,678
32	8000132	PGR/TR/ MJ	Desenho detalhado e construção Residencia Defensoria Publica em 12 Distritos	New Construction of security and Fence - Procuradoria Viqueque Municipality (Bazeia ba desijaun CAFI)	54	49	5	0		-	-	-	-	-	-
33				Rehabilitation to repair the wall & office for the Baucau District Court, Timor-Leste (Bazeia ba desijaun CAFI)	121	12		109		-	-	-	-	-	-
34				Detailed Engineering Design of The New Office of Tribunal Distrital de Dili (Bazeia ba desijaun CAFI)	379	379		-		-	-	-	-	-	-
35				Rehabilitation to Repair the Wall & Office for the District Court of Suai, Timor-Leste	278	278		-		-	-	-	-	-	-
36	8000135	PR	Preparasaun Desenho Detalhado de Edificio da Residencia Oficial e Oficio do Presidente da Republica	Preparasaun Desenho Detalhado de Edificio da Residencia Oficial e Oficio do Presidente da Republica		-		-		-	-	-	-	-	-
37	8000137	MCIA	Construção de novo edificio do Ministerio Comercio Industria e Ambiente, Dili	Construção de novo edificio do Ministerio Comercio Industria e Ambiente, Dili		-		-		-	-	500	500	500	500
38				Supervisaõ de Construção de novo edificio do Ministerio Comercio Industria e Ambiente, Dili		-		-		-	-	100	100	100	100
39	8000139	MCIA	Estudo e dezenho centro comercial em Taibesi	Estudo e dezenho centro comercial em Taibesi		-		-		-	-	-	-	-	-
40	8000141	MCIA	Estudo e dezenho centro de processamento lixo	Estudo e dezenho centro de processamento lixo		-		-		-	-	-	-	-	-
41	8000142	MCIA	Construção de novos Mercados de Ainara, Maliana, Loes e Manatuto	Construção de novos Mercados de Ainara, Maliana, Loes e Manatuto		-		-		-	-	500	500	500	500
42				Supervisaõ Construção de novos Mercados de Ainara, Maliana, Loes e Manatuto		-		-		-	-	100	100	100	100
43	8000143	MCIA	Rest Place - Loes (Alargamento ponte, haluan fatin stasiun kareta ho restaurante)	Detailed Design for New Market and Terminal in Loes	172	172		-		-	-	-	-	-	-
44	8000148	MPRM	Construção Novo edificio de Petroleo do MPRM	Construção Novo edificio de Petroleo do MPRM		-		-		-	-		500	500	500
45				Supervisão de Construção do Novo edificio de Petroleo do MPRM		-		-		-	-		100	100	100
46	8000149	MPRM / IPG	Construção Novo edificio da Instituição de Petroleo e Geologia	Construção Novo edificio da Instituição de Petroleo e Geologia		-		-		-	-		500	500	500
47				Supervisaõ Construção Novo edificio da Instituição de Petroleo e Geologia		-		-		-	-		100	100	100
48	8000152	MdJ	Construção Centro Juvenil	Construção Centro Juvenil		-		-		-	-				
49	8000153	INAP	Construção do Novo Edificio da INAP	Konstrusaun Edificio Foun INAP	25,361	38		25,323		-	-	1,037	10,162	8,081	6,081
50				supervisaun Konstrusaun Edificio Foun INAP	1,014			1,014		-	-	321	264	264	250
51	8000155	MTCI	Estudo e Desenho (e Construção, Supervisão) de Laboratório em Tibar	Estudo e Desenho (e Construção, Supervisão) de Laboratório em Tibar		-		-		-	-	-	-	-	-
52	8000158	MCAE	Construção do Banco Nacional de Desenvolvimento, Dili	Construção do Banco Nacional de Desenvolvimento, Dili		-		-		-	-	-	-	-	-
53	8000161	MAE	Construção do Edificio Arquivo Nacional	Construção do Edificio Arquivo Nacional		-		-		-	-			-	-
54	8000191	MOP	Desenho e Construção Edificio OJETIL em Lecidere	Konstrusaun Edificio OJETIL	1,753	-		1,753		290	290	1,113	500	-	-
55				Detailed Engineering Design (DED) for New OJETIL Office	116	106		10		10	10	-	-	-	-

Annex 1: The Budget of the Infrastructure Fund by Programs and Projects for 2020 (continuation)

No.	Codigo	Dono do Projecto	Nome de Projeto	Nome de Subprojeto	Valor de Contrato / Custo Estimativu	Total pagamento Acumulado até Dezembro 2018	Total Despesas Actual Orçamento de 2019	Saldo Actual até Dezembro 2019	Total Despesas Jan - Julho de 2020	Total Despesas Estimativo Agosto - Dez de 2020	Alocação de Orçamento Final de 2020	Alocação de Orçamento de 2021	Alocação de Orçamento de 2022	Alocação de Orçamento de 2023	Alocação de Orçamento de 2024
					(\$'000)	(\$'000)	(\$'000)	(\$'000)	(\$'000)	(\$'000)	(\$'000)	(\$'000)	(\$'000)	(\$'000)	(\$'000)
Total Programa (Incluido SGP & Empréstimo)					3,299,044	958,539	276,902	2,064,141	39,488	146,242	184,930	709,232	670,820	388,454	189,388
Total Programa (Excluido SGP & Empréstimo)					2,740,244	816,096	226,189	1,809,978	36,227	88,641	124,068	637,292	606,294	322,730	160,678
56	8000193	Tribunal Rekursu	Desenho e Construção Edifício Tribunais Municipio	Rehabilitation to repair the wall & office for the Baucau District Court, Timor-Leste	-	-	-	-	-	-	-	-	-	-	-
57				Detailed Engineering Design of The New Office of Tribunal Distrital de Dili	-	-	-	-	-	-	-	-	-	-	-
58				Rehabilitation to Repair the Wall & Office for the District Court of Suai, Timor-Leste	351	32	-	319	-	-	-	-	-	-	-
59				Construção Edifício Tribunais Municipio (Distrital Dili) - Construction of New Office of Tribunal Distrital de Dili	10,991	-	-	10,991	2,198	620	2,819	4,576.65	2,497	1,099	-
60				Superviso Construção Edifício Tribunais Municipio (Distrital Dili) - Consulting services for construction supervision of Tribunal Distrital Dili Office Building	567	-	35	532	-	100	100	204	113.44	-	-
61	8000194	MAE	Construção Edifício Asembleias Municipal em Manatuto, Construção Edifício Administração Municipal em Manatuto, Reabilitação residencia de Saútuto de Manatuto	Konstrusaun & supervisao Edifício Assembleia Municipal Manatuto	4,225	-	-	4,225	-	-	-	1,612	1,556	1,056	-
62				Konstrusaun & supervisao Edifício Administrasaun Municipio Manatuto	5,883	-	-	5,883	-	-	-	2,442	1,971	1,471	-
63				Konstrusaun & supervisao Residencia Saututo Administrasao Municipio Manatuto	1,586	-	-	1,586	-	-	-	693	596	396	-
64				Konstrusaun & supervisao Edifício Assembleia Municipal Aileu	4,226	-	-	4,226	-	-	-	845	2,958	423	-
65				Konstrusaun & supervisao Edifício Administrasaun Municipio Aileu	5,883	-	-	5,883	-	-	-	1,177	4,118	588	-
66				Konstrusaun & supervisao Edifício Assembleia Municipal Ermera	4,226	-	-	4,226	-	-	-	845	2,958	423	-
67				Konstrusaun & supervisao Edifício Administrasaun Municipio Ermera	5,883	-	-	5,883	-	-	-	1,177	4,118	588	-
68				Konstrusaun & supervisao Edifício Assembleia Municipal Liquisa	4,226	-	-	4,226	-	-	-	845	2,958	423	-
69				Konstrusaun & supervisao Edifício Administrasaun Municipio Liquisa	5,883	-	-	5,883	-	-	-	1,177	4,118	588	-
70					4,424	3,765	330	329	-	-	-	-	-	-	-
71	8060104	MJ	Construção de Edifício do Ministério da Justiça	Konstrusaun no Sepervisao Edifício Foun Ministerio Justica	812	631	182	0	-	-	-	-	-	-	-
Program Educação					91,841	2,558	149	89,134	-	68	68	24,907	25,565	21,245	16,461
1	8010101	ME	Construção de Nova Escola Polo de Baucau, de Referência da Escola Portuguesa de Dili	Construção Escola Polo Baucau	677	566	-	111	-	68	68	43	-	-	-
2	8010102	ME	Construção de Nova Escola Polo de Same, de Referência da Escola Portuguesa de Dili	Construção Escola Polo Same	664	598	-	66	-	-	-	-	-	-	-
3	8010103	MEJD	Construção das facilidades das escolas Polos de Ermera, de Referência da Escola Portuguesa de Dili	Construção de Nova Escola Polo de Maliana, de Referência da Escola Portuguesa de Dili	652	586	65	1	-	-	-	-	-	-	-
4	8010106	ME	Construção das facilidades das escolas Polos de Manatuto, de Referência da Escola Portuguesa de Dili	Konstrusaun Escola Polo Manatuto	912	807	84	21	-	-	-	-	-	-	-
5	8010107	MESCC	Construção de Politecnicas de Lospalos e Suai		-	-	-	-	-	-	-	-	-	-	-

Annex 1: The Budget of the Infrastructure Fund by Programs and Projects for 2020 (continuation)

No.	Código	Dono do Projeto	Nome de Projeto	Nome de Subprojeto	Valor de Contrato / Custo Estimativo	Total pagamento Acumulado até Dezembro 2018	Total Despesas Actual Orçamento de 2019	Saldo Actual até Dezembro 2019	Total Despesas Jan - Julho de 2020	Total Despesas Estimativo Agosto - Dez de 2020	Alocação de Orçamento Final de 2020	Alocação de Orçamento de 2021	Alocação de Orçamento de 2022	Alocação de Orçamento de 2023	Alocação de Orçamento de 2024
					(\$'000)	(\$'000)	(\$'000)	(\$'000)	(\$'000)	(\$'000)	(\$'000)	(\$'000)	(\$'000)	(\$'000)	(\$'000)
Total Programa (Incluído SGP & Empréstimo)					3,299,044	958,539	276,902	2,064,141	39,488	146,242	184,930	709,232	670,820	388,454	189,388
Total Programa (Excluído SGP & Empréstimo)					2,740,244	816,096	226,189	1,809,978	36,227	88,641	124,068	637,292	606,294	322,730	160,678
6	8010109	MEJD	Nova construção de novo edifício da escola CAFE de Município de Lautem	Nova construção de novo edifício da escola CAFE de Município de Lautem	1,032			1,032			-	309	419	103	
7	8010110	MEJD	Nova construção de novo edifício da escola CAFE de Município de Liqueia	Nova construção de novo edifício da escola CAFE de Município de Liqueia	969			969			-	291	382	97	
8	8010111	MEJD	Nova construção de novo edifício da escola CAFE de Município de Aileu	Nova construção de novo edifício da escola CAFE de Município de Aileu	1,108			1,108			-	332	465	111	
9	8010112	MEJD	Nova construção de novo edifício da escola CAFE de Município de Covalima	Nova construção de novo edifício da escola CAFE de Município de Covalima	982			982			-	295	389	98	
10	8010114	MESCC	Construção do Instituto Politécnico de Manatuto (Indústria Pesqueira)	Konstrusaun Escola Akademika Peskas Manatuto (Eskola, Dormituriu, Laboratoriu, kantiu, Fasilidade Desportu, Residencia ba Dosente sira, Dormituriu ba Estudante, inklui infraestrutura basiku)	39,844	-		39,844		-	-	5,961	10,961	10,961	11,961
11	8010119	MESCC	Konstrusaun de Escola Polytechnica de aileu e Betano	Konstrusaun Escola Politecnico Betanu (Eskola, Dormituriu, Laboratoriu, kantiu, Fasilidade Desportu, Residencia ba Dosente sira, Dormituriu ba Estudante, inklui infraestrutura basiku)	21,000			21,000		-	-	8,775	5,250	4,875	2,100
12	8010201	UNTL	Construção e supervisão detalhadas relativamente à Universidade Nacional (Dili)	Konstrusaun Kampus ba Faculdade Agricultura - UNTL iha Hera	24,000			24,000		-	-	8,900	7,700	5,000	2,400
Programa Energia Eléctrica					81,530	46,144	9,854	25,532	1,269	3,800	4,269	17,821	1,124	300	-
1	8020101	MOP	Reabilitação das linhas de Média Voltagem - Distribuição	Refer to ANNEX 2 - Reabilitação das linhas de Média Voltagem - Distribuição	16,827	12,604	1,541	2,682	188	518	706	1,892	-	-	-
2	8020257	MOP	Projeto Energia Eléctrica Pacote 141 Reabilitação das Linhas de Media Voltagem-Distribuição (*)	Refer to ANNEX 2 - Projeto Energia Eléctrica Pacote 141 Reabilitação das Linhas de Media Voltagem-Distribuição (*)	55,573	33,540	8,312	13,720	1,080	2,239	3,319	9,376	-	-	-
3	Novo	MOP	Melhoramento no Suply Energia Elektricidade husi Sub Stasaun Liqueia ba Portu Tibar		2,400			2,400		500	100	1,500	500	300	
4	Novo	MOP	Konstrusaun e Supervisaun Sub Stasaun Foun iha Tibar		3,000			3,000		400	-	2,600	400		
5	Novo	MOP	Projecto emergencia eletricidade ba sistema distribuisaun no transmisaun	Refer to ANNEX 16 -	3,730			3,730	-	143	143	2,453	224		
Program Equipamento Informatico					33,763	5,175	4,045	24,543	144	2,445	2,589	7,663	12,000	3,400	-
1	8030101	MTC	Projecto de Conectividad Nacional	Projecto de Conectividad Nacional VI	806	706	62	38		65	65	363			
2	8030103	MTC	Satellite Internet Connectivity Upgrade from 20 Mbps to 60/80 Mbps	Satellite Internet Connectivity Upgrade from 20 Mbps to 60/80 Mbps	1,858	1,819		39		-	-				
3				Upgrad modem and internet bandwidth and supply of supporting material	779	779		0		-	-				
4				Upgrading of Satellite Bandwidth from 100 Mbps to 200 Mbps	4,984	1,061	2,554	1,368	144	1,080	1,224	200			
5	8030104	GPM/MTC	Extensaun do PCN II de Network Fibra-Optica	Extensaun do PCN II de Network Fibra-Optica	1,849	809	539	501		501	501	200			
6	Novo	MPO	Estudo e Instalação da Fibra Optica	Data Center of GPM Fibra-Optica	1,487	-	890	597		600	600	300			
7				Estudo no Installasaun Fibra Optica	22,000			22,000		199	199	6,600	12,000	3,400	

Naran Projeto iha Tabela iha leten muda maibe naran iha sistema Free Balance nafatin ho naran tuir mai:

* 141 Reabilitação das Linhas de Media Voltagem-Distribuição - O projeto foi implementado, mas contrato ainda não feito - Codigo: 8020257

Annex 1: The Budget of the Infrastructure Fund by Programs and Projects for 2020 (continuation)

No.	Codigo	Dono do Projecto	Nome de Projeto	Nome de Subprojeto	Valor de Contrato / Custo Estimativu	Total pagamento Acumulado até Dezembro 2018	Total Despesas Actual Orçamento de 2019	Saldo Actual até Dezembro 2019	Total Despesas Jan - Julho de 2020	Total Despesas Estimativo Agosto - Dez de 2020	Alocação de Orçamento Final de 2020	Alocação de Orçamento de 2021	Alocação de Orçamento de 2022	Alocação de Orçamento de 2023	Alocação de Orçamento de 2024
					(\$'000)	(\$'000)	(\$'000)	(\$'000)	(\$'000)	(\$'000)	(\$'000)	(\$'000)	(\$'000)	(\$'000)	(\$'000)
Total Programa (Incluido SGP & Empréstimo)					3,299,044	958,539	276,902	2,064,141	39,488	146,242	184,930	709,232	670,820	388,454	189,388
Total Programa (Excluido SGP & Empréstimo)					2,740,244	816,096	226,189	1,809,978	36,227	88,641	124,068	637,292	606,294	322,730	160,678
Program Saúde					30,768	9,313	123	21,325	10	201	211	4,802	9,471	3,945	1,930
1	8050101	MS	Construção do Hospital de Baucau	Construção do Hospital de Baucau	9,898	8,476	-	1,423	-	24	24	900	-	-	-
2				Water system installation to the Hospital Referral Baucau	181	131	-	50	-	-	-	-	-	-	-
3				Additional works of Building 09 (Support Building), Building 10 (Café), Building 13 (Generator set), Water Tank & Covered Walk Way at Hospital Referral Baucau	30	26	-	4	-	-	-	-	-	-	-
4				Alterasaun sala Raio X (X-Ray) Hospital Referensia Baucau	61	56	3	2	-	-	-	-	-	-	-
5	8050102	MS	Construção de Clínica de Maternidade	Construção de Clínica de Maternidade	-	-	-	-	-	-	-	-	-	-	-
6	8050104	MS	Desenho, construção e supervisao edificio de "Cuidado Intensivo de Cardiaco" Hospital Guido Valadares	Consulting Services for Detail Engineering Design (DED) for Pediatric and ICCU Building in Guido Valadares National Hospital	7	7	-	-	-	-	-	-	-	-	-
7	8050107	MS	Construção do Edificio da Unidade de Cuidado Intensivo (ICCU), Hospital Nacional Guido Valadares	Extension of ICCU Building and reinstallation of MV line and underground cable at HNGV (New Construction of ICCU at Hospital Nacional Guido Valadares Dili Municipality)	244	-	72	171	-	147	147	24.36	-	-	-
8				Construção e supervisão do Edificio da Unidade de Cuidado Intensivo (ICCU), Hospital Nacional Guido Valadares	308	-	-	308	-	-	-	-	-	-	-
9	8050109	MS	Reabilitação e Konstrusaun do Edificio do Antigo Hospital Dr. Antonio Carvalho, ICCU, Sames, Acut Care, Cuidado de Emergencia		-	-	-	-	-	-	-	-	-	-	-
10	8050110	MS	Construção de edificio da Unidade de Pediatria, Hospital Nacional Guido Valadares	New Construction of Extension Room for Medical Equipment MRI at HNGV (Extension of MRI room at HNGV)	79	24	11	44	10	12	22	7.92	-	-	-
11				Extention of Sterilisor (Auto Clave) Room at HNGV	57	51	-	6	-	6	6	-	-	-	-
12				New contraction of Acute Care Building of HNGV	375	331	37	8	-	-	-	-	-	-	-
13				Consulting Services for Detail Engineering Design for Pediatric and ICCU Building in HNGV	223	212	-	5	-	12	12	12	-	-	-
14				Construction a of Pediatric and ICCU Building in HNGV	17,550	-	-	17,550	-	-	-	3,508	8,769	3,519	1,754
15	8050110	MS		Construction supervision of Pediatric and ICCU Building in HNGV	1,755	-	-	1,755	-	-	-	351	702	426	176
Program Segurança e Defesa					53,978	2,607	2,524	48,451	654	3,154	3,808	11,507	15,605	15,043	4,700
1	8060105	PNTL/MI	Quartéis PNTL de Distrito	Construção da Quarter PNTL Municipio Lautem	180	162	-	18	-	18	18	-	-	-	-
2	8060201	PNTL/MI	Konstrusaun Quartel General PNTL em Caicoli	Construção Quartel General PNTL em Caicoli	10,478	-	2,036	8,442	-	2,253	2,253	5,934	1,273	1,018	-
3				Supervizaun Quartel Geral PNTL em Caicoli	594	-	-	594	-	90	90	413	91	-	-
4				Compensação do Sitio de Construção Quatel Geral da PNTL em Caicoli	398	-	-	-	-	-	-	398	-	-	-
5	8060106	PNTL/MI	Esquadras PNTL		-	-	-	-	-	-	-	100	125	25	-

Annex 1: The Budget of the Infrastructure Fund by Programs and Projects for 2020 (continuation)

No.	Codigo	Dono do Projecto	Nome de Projeto	Nome de Subprojeto	Valor de Contrato / Custo Estimativu	Total pagamento Acumulado até Dezembro 2018	Total Despesas Actual Orçamento de 2019	Saldo Actual até Dezembro 2019	Total Despesas Jan - Julho de 2020	Total Despesas Estimativo Agosto - Dez de 2020	Alocação de Orçamento Final de 2020	Alocação de Orçamento de 2021	Alocação de Orçamento de 2022	Alocação de Orçamento de 2023	Alocação de Orçamento de 2024	
					(\$'000)	(\$'000)	(\$'000)	(\$'000)	(\$'000)	(\$'000)	(\$'000)	(\$'000)	(\$'000)	(\$'000)	(\$'000)	
Total Programa (Incluido SGP & Empréstimo)					3,299,044	958,539	276,902	2,064,141	39,488	146,242	184,930	709,232	670,820	388,454	189,388	
Total Programa (Excluido SGP & Empréstimo)					2,740,244	816,096	226,189	1,809,978	36,227	88,641	124,068	637,292	606,294	322,730	160,678	
6	8060109	PNTL/MI	Melhoramento infraestruturas PNTL	Novo Construção Bairros da Policia Municipio de Aileu	1,146	344	320	481		108	108	63	-			
7				Nova fornecimento água do Bairro PNTL Ermera	51			51	51							
8				Nova fornecimento água do Bairro PNTL Liquica	58			58	58							
9				Nova fornecimento água do Bairro PNTL Manufahi	1,251	1,092	138	21								
10				Nova fornecimento água do Bairro PNTL Manufahi	76			76	76							
11	8060102	F-FDTL/MD	Posto FFDTL	Construção Posto Militar F-FDTL Pante Makasar	1,660	331	28	1,301	592	145	737	398	166			
12				Install medium voltage line, new transformer & extend LV line for Posto Militar F-FDTL, Atauro, Dili Municipality	63		63	62	-	62	1					
13	8060103	F-FDTL/MD	Construção do Edifício da Polícia Militar	Nova construção base militar e edifício de alojamento	877	677		200		210	210					
	8060301	F-FDTL/MD	Construção do Novo Edifício Ministerio da Defesa em Fatuhada	Construção do Novo Edifício Ministerio da Defesa em Fatuhada	7,000	-		7,000		-	-	1,200	2,950	2,000	700	
14	8060110	F-FDTL/MD	Building Component Support Services, Training and Promotion	Contrato Adisional Construção CAS & CFT em Metinaro	145			145		145	145					
15	8060111	F-FDTL/MD	Construção do Instituto de Defesa Nacional	Construção Edifício do Instituto de Defesa Nacional em Kaiteu Postu Administrativo de Liquica	30,000	-		30,000		-	-	3,000	11,000	12,000	4,000	
Program Solidaridade e social					1,856	-	-	1,856	-	600	600	900	1,250	600	300	
1	8070101	MSS / MACLN / MRIT	Monumento 12 de Novembro (Desenho, Supervisão e Construção)	Konstrusaun Monumento 12 de Novembro	1,656	-		1,656		500	500	500.00	650			
				Supervisao Konstrusaun Monumento 12 de Novembro	200			200		100	100	100.00				
2	8070102	MSS / MACLN / MRIT	Jardim dos Heróis	Jardim dos Heróis		-		-			-	300	600	600	300	
Program Tasi Mane					1,118,578	270,970	45,323	802,285	682	1,318	2,000	298,971	275,175	118,172	70,351	
1	8080102	MPRM	Betano Petrochemical-Estudo detalhado de "Geotechnical e marine survey"	Betano Petrochemical-Estudo Detalhado de "Geotechnical and Marine Survey" - Estudo Geotechnico no Marine Facilities- Betano	2,500	-		2,500	-		-	1,750	750			
2				Pree-FEED and FEED Study for Betano Petrochemical	2,500		2,500	-		-	1,750	750				
3				Resettlement Second Phase for Betano Refinery Project	5,565		4,565	1,000			-	1,500	500	500		
4	8080201	MPRM	Construção e supervisão detalhadas relativamente a Estradas e Pontes (autoestrada Suai-Betano-Beaco)	Construction of Suai Beaco Highway Road Project Section 1: Suai - Fatucama/Mola	304,100	259,570	37,898	6,632	682	318	1,000	4,451	1,549			
5				Consultant service for contruction Supervision of Suai - fatuca/ Mola Section of the Suai - beaco Highway road Project	7,975	6,323	352	1,300			-	1,000				
6		MPRM		Consultant Service for Review Design of Fatuca/ Mola - Betanu Section of the Suai - Beaco Highway Road Project	2,344			2,344	-	250	250	1,344	259			
7				Resettlement for Suai Beaco Highway Road Project Section 2	20,036			20,036	-	-	-	8,000	7,536	3,000	549	

Annex 1: The Budget of the Infrastructure Fund by Programs and Projects for 2020 (continuation)

No.	Codigo	Dono do Projecto	Nome de Projeto	Nome de Subprojeto	Valor de Contrato / Custo Estimativo	Total pagamento Acumulado até Dezembro 2018	Total Despesas Actual Orçamento de 2019	Saldo Actual até Dezembro 2019	Total Despesas Jan - Julho de 2020	Total Despesas Estimativo Agosto - Dez de 2020	Alocação de Orçamento Final de 2020	Alocação de Orçamento de 2021	Alocação de Orçamento de 2022	Alocação de Orçamento de 2023	Alocação de Orçamento de 2024
					(\$'000)	(\$'000)	(\$'000)	(\$'000)	(\$'000)	(\$'000)	(\$'000)	(\$'000)	(\$'000)	(\$'000)	(\$'000)
Total Programa (Incluido SGP & Empréstimo)					3,299,044	958,539	276,902	2,064,141	39,488	146,242	184,930	709,232	670,820	388,454	189,388
Total Programa (Excluido SGP & Empréstimo)					2,740,244	816,096	226,189	1,809,978	36,227	88,641	124,068	637,292	606,294	322,730	160,678
8	8080201	MPRM		Construction of Suai Beaco Highway Road Project Section 2				-			-				
9				Consultant service for construction Supervision Section 2				-			-				
10	8080208	MPRM	Estudo e Levantamento de Abastecimento de Agua-Dato Rua e Dato Tolu	Estudo e Levantamento do Abastecimento de Agua-Dato Rua e Dato Tolu	312	62		249			-				
11	8080301	MPRM	Concepção de construção e supervisão para o desenvolvimento de infra-estruturas na costa Sul em Suai - Base de Fornecimentos	Consultancy services for Design and Construction of Suai Supply Base	13,499	1,979		11,519	-	250	250	3,745	3,700	2,100	725
12				Resettlement for Suai Supply Base	20,036	3,036	2,507	14,493	-	-	-	3,782	3,782	2,782	5,656
13				Concepção de construção e Supervisão para o Desenvolvimento de Infra-estruturas na Costa Sul em Suai - Base de Fornecimentos - Dezeinho e Construir de Suai Supply Base	719,212	-		719,212	-	500	500	259,000	250,000	108,791	62,921
14	8080302	MPRM	Levantamento detalhado do local para o desenvolvimento de infra-estruturas na costa Sul em Beaco	Resettlement ba Liberasaun Rai no Aihoris ba Projectu TLNG Beaco	17,000	-		17,000	-	-	-	10,000	6,000	500	500
15		MPRM		Konstrusaun ba rate mais e minus 1000 ba Projectu TLNG Beaco	3,500			3,500	-	-	-	2,650	350	500	
16	8080303	MPRM	Concepção e supervisão para o desenvolvimento de infra-estruturas na Costa Sul em Beaco			-		-			-				
17	8080304	MPRM	Análise da rota do gasoduto para o desenvolvimento de infra-estruturas na Costa Sul			-		-			-				
18	8080305	MPRM	Estudos ambientais (S/B/B) para o desenvolvimento de infra-estruturas na Costa Sul			-		-			-				
19	8080306	MPRM	Concepção: Estudos de viabilidade tecnica, comerciais e FEED			-		-			-				
20	8080401	MPMR	Concepção e estudos para o desenvolvimento de infra-estruturas na Costa Sul (porto multifunções de Suai)			-		-			-				
Program Aeroportos					113,438	60,590	5,258	47,613	530	3,452	3,981	13,492	14,461	10,315	
1	8080101	Moi/SERN /MoF	Concepção de construção e supervisão para o desenvolvimento de infra-estruturas na costa Sul (reabilitação do aeroporto de Suai)	Refer to ANNEX 3 - Aeroportos - 8080101	79,632	60,590	5,123	13,942	279	2,976	3,255	3,842	3,211	1,260	-
2	8090101	MTC	Rehabilitation of Airport Runways	Resettlements	135		135	-							
3				Financial Advisory Services Agreement between Government of Timor-Leste and International Finance Corporation on President Nicolau Lobato International Airport Hybrid Project (II).	1,217			1,217	222	444	667	500			

Annex 1: The Budget of the Infrastructure Fund by Programs and Projects for 2020 (continuation)

No.	Código	Dono do Projeto	Nome de Projeto	Nome de Subprojeto	Valor de Contrato / Custo Estimativo	Total pagamento Acumulado até Dezembro 2018	Total Despesas Actual Orçamento de 2019	Saldo Actual até Dezembro 2019	Total Despesas Jan - Julho de 2020	Total Despesas Estimativo Agosto - Dez de 2020	Alocação de Orçamento Final de 2020	Alocação de Orçamento de 2021	Alocação de Orçamento de 2022	Alocação de Orçamento de 2023
					(\$'000)	(\$'000)	(\$'000)	(\$'000)	(\$'000)	(\$'000)	(\$'000)	(\$'000)	(\$'000)	(\$'000)
Total Programa (Incluido SGP & Empréstimo)					3,299,044	958,539	276,902	2,064,141	39,488	146,242	184,930	709,232	670,820	388,454
Total Programa (Excluido SGP & Empréstimo)					2,740,244	816,096	226,189	1,809,978	36,227	88,641	124,068	637,292	606,294	322,730
4				Extensão Pista 08/26 na área Leste/Weste aeroporto IPNL Dili	29,394	-		29,394	-	-	-	7,700	9,700	9,055
5				Rehabilitation existing terminal of International Airport Presidente Nicolau Lobatu	500	-		500	-	-	-	450	50	
6	8090102	MTC	Concepção e estudos (incluindo levantamento de novas localizações) para o desenvolvimento do Aeroporto de Dili	Estudo viabilidade ba Aeroporto Internacional Dili nia Expansaun iha futuro no Aeroportos regionais: Lospalos, Viqueque, Manufahi no Maliana				-			-			
7				Estudo no Desenho Aeroportu Internacional Presedente Nicolau Lobatu - Comoro		-		-			-			
8	8090103	MTC	Concepção de construção e supervisão para o desenvolvimento do Aeroporto de Dili	Estudo viabilidade ba Aeroporto Internacional Dili nia Expansaun iha futuro no Aeroportos regionais: Lospalos, Viqueque, Manufahi, no Maliana		-		-			-			
9	8090106	MTC	Concepção de construção e supervisão para o desenvolvimento do Aeroporto de Maliana			-		-			-			
10	8090107	MTC	Concepção e estudos para o desenvolvimento de infra-estruturas na Costa Sul (desenvolvimento de aeroporto de Viqueque)			-		-			-			
11	8090105	MTC	Concepção de construção (reabilitação e melhoria) e supervisão para o desenvolvimento do Aeroporto de Baucau	Rehabilitation of Existing Office and Security Fencing in Baucau Airport, Baucau, Timor Leste	60			60	28	31	60			
12	Novo	MTC	Concepção e estudo de viabilidade para o aeroporto municipal	Estudo viabilidade ba Aeroporto Internacional Dili nia Expansaun iha futuro no Aeroportos regionais: Lospalos, Viqueque, Manufahi, no Maliana	2,500	-		2,500			-	1,000	1,500	
Program Preparação de Desenhos e Supervisao-Novos Projectos					21,046	2,044	222	18,781	-	3,629	3,629	13,683	7,200	2,650
1	8090501		Preparação de Desenhos e Supervisao-Novos Projectos	Refer to ANNEX 4 - Design and Supervision 8090501	16,034	2,044	222	13,768	-	2,161	2,161	11,246	6,300	2,150
2	Novo		Estudo de Fesibilidade para Projeto de Infraestrutura	Refer to ANNEX 4 - Design and Supervision 8090501	5,012	-	-	5,012	-	1,468	1,468	2,437	900	500
Program Estradas					667,820	311,997	134,711	333,344	26,759	53,241	80,000	130,688	97,672	54,323
1	8080203	MOP	Construção e supervisão para o desenvolvimento de estradas Dili-Liquisa e	Construção e Supervisão para o Desenvolvimento de Estradas Tibar - Gleno	Refer to Program Empréstimo	8,874					-	-	-	
2		MOP	Tibar - Ermera (L-CF)	Construção e Supervisão para de Estradas Tibar - Liquica		12,182					-	-	-	
3	8080204	MOP	Construção e supervisão para o desenvolvimento de estradas Dili-Mantuto-Baucau (L-CF)	Construção e Supervisão para o Desenvolvimento de Estradas Manatuto-Baucau	Refer to Program Empréstimo	11,724	1,271		122	400	522	1,203	451	451
4		MOP		Construção e Supervisão para o Desenvolvimento de Estradas Dili-Manatuto		4,011	2,831		983	348	1,331	1,335	835	835
5	8080205	MOP	Desenho Manatuto-Natarbora, Supervisao e Outros Custos associados ao desenvolimneto de estradas (L-CF)	Construção e Supervisão para o Desenvolvimento de Estradas Manatuto - Laclubar Janction	Refer to Program Empréstimo	5,779	1,246		-	250	250	871	286	286
6		MOP		Construção e Supervisão para o Desenvolvimento de Estradas Laclubar - Natarbora		5,936	1,822		-	250	250	1,501	601	601
7	8090110	MOP	Estrada Soebada - Fatukamanaun	Road Rehabilitation Jct A09 Fatucamanaun Leohat 1, (Sta. 0+000 Km - 04 + 200 Km) Package 1 Municipio de Manatutu	4,169	2,007	300	1,861	-	773	773	688	400	

Annex 1: The Budget of the Infrastructure Fund by Programs and Projects for 2020 (continuation)

No.	Codigo	Dono do Projecto	Nome de Projeto	Nome de Subprojeto	Valor de Contrato / Custo Estimativo	Total pagamento Acumulado até Dezembro 2018 (\$'000)	Total Despesas Actual Orçamento de 2019 (\$'000)	Saldo Actual até Dezembro 2019 (\$'000)	Total Despesas Jan - Julho de 2020 (\$'000)	Total Despesas Estimativo Agosto - Dez de 2020 (\$'000)	Alocação de Orçamento Final de 2020 (\$'000)	Alocação de Orçamento de 2021 (\$'000)	Alocação de Orçamento de 2022 (\$'000)	Alocação de Orçamento de 2023 (\$'000)	Alocação de Orçamento de 2024 (\$'000)
Total Programa (Incluido SGP & Empréstimo)					3,299,044	958,539	276,902	2,064,141	39,488	146,242	184,930	709,232	670,820	388,454	189,388
Total Programa (Excluido SGP & Empréstimo)					2,740,244	816,096	226,189	1,809,978	36,227	88,641	124,068	637,292	606,294	322,730	160,678
8	8090118	MOP	Construção de estrada de emergência implementado em 2013	Refer to ANNEX 5 - Estrada - 8090118	3,132	481	95	2,556	-	219	219	1,526	661	220	
9	8090124	MOP	Reabilitação de Estradas Asalainu - Com	Reabilitasaun de Estradas Asalainu - Com				-			-	-			
10	8090127	MOP	Construção e Supervisão de Estradas Baucau-Lautem (L-CF)	Road network Upgrading Sector Project, Upgrading and maintenance of Baucau - Lautem Road.	Refer to Program Empréstimo	1,313	1,410		482	600	1,082	1,783	592	592	
11	8090128	MOP	Construção e Supervisão de Estradas Maubara - Karimbala e Atabae - Motain (L-CF)	Road network Upgrading Sector Project, Upgrading and maintenance of Maubara - Karimbala and Atabae - Mota Ain Roads.		959	1,107		230	500	730	1,249	374	374	
12	8090129	MOP	Construção e Supervisão de Estradas Baucau-Viqueque (L-CF)	Konstrusaun estrada Baucau - Venilale	Refer to Program Empréstimo	-	668		-	400	400	1,585	543	271	271
13		MOP		Konstrusaun estrada Venilale - Viqueque	Refer to Program Empréstimo	-	378		-	800	800	6,150	2,600	1,300	1,300
14	8090204	MOP	Reabilitação de Estradas Ermera-Hatulia	Reabilitação de Estradas Ermera-Hatolia 12 km	2,050	1,602	-	448			-	275			
15	8090210	MOP	Rehabilitation Roads Maubesse-Turiskai	Reabilitacao de Estradas Maubise - Turiskai 10 km	2,208	1,933	215	60							
16	8090211	MOP	Reabilitação de Estradas Ossu - Viqueque	Emergency road Rehabilitation Project Package II from Ossu to Viqueque	4,003	3,247	186	570	-	170	170	400			
17	8090222	MOP	Maubisse - Ainaro/Same	Rehabilitation of Aituto to Same Road	25,954	22,001	3,832	120							
18	8090224	MOP	Reabilitação de Estradas Edmumu-Irabere	Reabilitação de Estradas Edmumu-Spatula in Uatulari/Irabere	1,639	667	-	972			-	540	164		
19	8090227	MOP	Rehab National Roads (Pothole Repairs)												
20	8090231	MOP	Reabilitação de Estradas Luro-Buihumau	Reabilitação de Estradas Luro - Buihumau	4,950	4,243	-	707			-	564			
21	8090235	MOP	Reabilitação de Estradas - Controlo de Cheias	Emergency works along Becora river and drainage protection	944	773	-	171		-	-	133			
22				Construction of gabion wall at Caraulun River, Manufahi district	1,829	1,532	269	28							
23				Emergency project Cassa River, Municipio de Ainaro	1,993	1,915	59	19							
24				New construction retaining wall and check Dam for Comoro River Upstream (Beduku) Package I, Municipality of Dili	4,404	3,876	529	0							
25				Construction of gabion retaining wall at Ayasa River, Manufahi district	3,669	3,029	215	424	440		440	199	440		
26	8090251	MOP	Reabilitação de estradas distritais de Wiuka - Quelikai	Reabilitação de estrada Distritais de Wuka-Quelekai	3,451		1,127	2,325		250	250	1,479	595		
27	8090252	MOP	Rabilitação de estradas Dili-Manleuana-Solerema-Aileu 15 km	Refer to ANNEX 6 - Estrada - 8090252	42,074	20,289	4,363	17,422		2,737	2,737	6,587	5,000	3,000	
28	8090256	MOP	Konstrusaun de estrada alternativa Jakarta II	Emergency Construction of New Roads from Ainaro Villa to Sarai (Jakarta II)	4,223	2,645	-	1,578		200	200	871	507		
29	8090262	MOP	Rehabilitasaun Estradas Maubise - Bubur Laran Dalan ba Turis	Reabilitacao de Estradas Maubise-Bubur Laran Dalan na Turiskai (Pacote I)	3,875	3,481	387	7							
30	8090267	MOP	Reabilitação e construção de estradas urbanas Fase II	Refer to ANNEX 7- Estrada - 8090267	58,038	34,804	4,384	18,850	154	2,401	2,556	5,609	4,536	2,577	

Annex 1: The Budget of the Infrastructure Fund by Programs and Projects for 2020 (continuation)

No.	Codigo	Dono do Projecto	Nome de Projeto	Nome de Subprojeto	Valor de Contrato / Custo Estimativu	Total pagamento Acumulado até Dezembro 2018	Total Despesas Actual Orçamento de 2019	Saldo Actual até Dezembro 2019	Total Despesas Jan - Julho de 2020	Total Despesas Estimativo Agosto - Dez de 2020	Alocação de Orçamento Final de 2020	Alocação de Orçamento de 2021	Alocação de Orçamento de 2022	Alocação de Orçamento de 2023	Alocação de Orçamento de 2024
					(\$'000)	(\$'000)	(\$'000)	(\$'000)	(\$'000)	(\$'000)	(\$'000)	(\$'000)	(\$'000)	(\$'000)	(\$'000)
Total Programa (Incluido SGP & Empréstimo)					3,299,044	958,539	276,902	2,064,141	39,488	146,242	184,930	709,232	670,820	388,454	189,388
Total Programa (Excluido SGP & Empréstimo)					2,740,244	816,096	226,189	1,809,978	36,227	88,641	124,068	637,292	606,294	322,730	160,678
31	8090270	MOP	Construção e Supervisão de Estradas de Quatro Vias Tasi Tolu-Porto Tibar (L-CF)	Construção e Supervisão de Estradas de Quatro Vias Tasi Tolu-Porto Tibar (L-CF)	Referir o programa de empréstimos	4,378	1,063		1,362	438	1,800	958	558		
32			Road Network Upgrading Project (RNUP), Upgrading and Maintenance of Dili (Airport Junction)-Tibar Road- Section 1 : Airport Junction - Tasitolo -Tibar (L)	Road Network Upgrading Project (RNUP), Upgrading and Maintenance of Dili (Airport Junction)-Tibar Road- Section 1 : Airport Junction - Tasitolo -Tibar (L)					-	100	100	1,800	325	325	
33	8090272	MOP	Construção e Supervisão de Estrada Dili-Ainaro (Lot 2, 3, Lot 4 & Lot 5 -LB)	Road Climate Resilience Project (RNUP), Lot.2 Laulara - Solorema	Referir o programa de empréstimos	-	129		172	133	305	890	295	148	148
34		MOP		Road Climate Resilience Project (RNUP), Lot.3 Solorema-Bandudatu (WB Loan)		15,651	328		16	339	354	683	483		-
35		MOP		Road Climate Resilience Project (RCRP), Lot.4 Bandudatu-Aituto (WB Loan)		12,198	2,256		1,347	73	1,420	1,368	1,368		
36		MOP		Road Climate Resilience Project (RCRP), Lot.5 Bandudatu-Aituto (WB Loan)		10,565	4,369		806	400	1,206	214			
37	8090273	MOP	Preparação Estudo e Desenho Detalhado os Estradas	Preparação Estudo e Desenho Detalhado os Estradas				-			-				
38	8090274	MOP	Compensação de Terras e Asset para Projectos do FI	Aquisicao de Bens imoveis projetos do FI	6,600		634	5,966	327	973	1,300	2,200	1,400	1,200	
39	8090447	MOP	Proteção Ponte Dilor	Novo Construção de Moru Protesaun da Ribeira de Dilor (Pakote 1 - Sta. 0+000 - 0+800)	4,895	3,074	769	1,053		466	466	587			
40	8090448	MOP	Emergency construction control Seical river	Emergency Flood Control Protection, Seical River, Baucau District (Section 1,2,3,5,7 and 8)	4,008	3,607	401	0							
41	8090453	MOP	38 Projecto Emergencia 2013 em 5 Municipios PACOTE B (**)	Refer to ANNEX 8 - Projectos Emergencia 2013 em 5 Municipios (PACOTE B) - 8090453	5,721	2,353	984	2,384	-	747	747	1,103	518	-	
42	8090454	MOP	34 Projecto Estradas de Emergencia PACOTE C (***)	Refer to ANNEX 9 - Projectos Estradas de Emergencia PACOTE C - 8090454	64,759	29,594	10,660	24,505	4,278	5,225	9,503	4,134	3,288	3,718	
43	8090455	MOP	60 Projecto Esdradas Implementa iha 12 Municipios (****)	Refer to ANNEX 10 - Projectos Esdradas iha Municipios 12 PACOTE D - 8090455	54,998	25,149	12,345	17,514	1,910	2,893	4,803	4,239	2,417	668	
44	8090458	MOP	Reh. Roads A01 Jct Cairavela - Caicido - Baucau Aeroporto	Rehabilitação de Estrada A01 Jct Cairavela - Caicido - Baucau Aeroporto Roads, Sta. 0 + 000 to 4 + 500 ,Municipio Baucau.	3,825	3,037	708	-							
45				Rehabilitation Road JCT. A01 Cairavelha-Caicido-Baucau Aeroporto Roads Sta. 4+500 - 10+500 Baucau Municipality	4,554	3,260	1,262	-							
46	8090459	MOP	Monumentu Laclubar mercado Huo-Lu Roads	Rehabilitation of road Monumento- Laclubar, mercado huo-Lu Manatuto	2,330	441	1,150	739		460	460	280			
47	8090460	MOP	Reh. Jct Balibo Cowa Posto UPF Has naruk (10+000-1+25), Maliana	Rehabilitation of Jct. Balibo Cowa Postu UPF hasnaruk Road (Sta 10+000-19+250) Bridge Section JCT. Katimun Ren Aisukar	2,417	96	111	2,210		150	150	600	600	570	290
48	8090461	MOP	Rehabilitation Estrada Laleno (Sta 0+000-6+210) Maina 2, Lautem	Rehabilitation of laleno road project road section (Sta 0+000-6+210) maina 2 in Lautem	4,783	197	1,229	3,356		500	500	950	932	974	
49	8090462	MOP	Fundo de contingência para outros gastos ou pagamento inesperado	Fundo de contingência para outros gastos ou pagamento inesperado			-		-		-				
50	8720103	MOP	Rehabilitasaun Estrada Pakote 135 projeto iha 11 Municipios (****)	Refer to ANNEX 11 - Estrada Pakote 135	322,521	39,093	69,620	213,693	14,130	21,767	35,898	65,032	50,558	21,163	

Annex 1: The Budget of the Infrastructure Fund by Programs and Projects for 2020 (continuation)

No.	Codigo	Dono do Projecto	Nome de Projeto	Nome de Subprojeto	Valor de Contrato / Custo Estimativu	Total pagamento Acumulado até Dezembro 2018	Total Despesas Actual Orçamento de 2019	Saldo Actual até Dezembro 2019	Total Despesas Jan - Julho de 2020	Total Despesas Estimativo Agosto - Dez de 2020	Alocação de Orçamento Final de 2020	Alocação de Orçamento de 2021	Alocação de Orçamento de 2022	Alocação de Orçamento de 2023	Alocação de Orçamento de 2024
					(\$'000)	(\$'000)	(\$'000)	(\$'000)	(\$'000)	(\$'000)	(\$'000)	(\$'000)	(\$'000)	(\$'000)	(\$'000)
Total Programa (Incluido SGP & Empréstimo)					3,299,044	958,539	276,902	2,064,141	39,488	146,242	184,930	709,232	670,820	388,454	189,388
Total Programa (Excluido SGP & Empréstimo)					2,740,244	816,096	226,189	1,809,978	36,227	88,641	124,068	637,292	606,294	322,730	160,678
51	8090571	MOP	Lista de projetos propostos para estudo técnico e de desenho detalhado no implementasaun Projetu	Suco Cainliu – Larisula				-			-	100	1,000	1,000	1,000
52		MOP		Laga – Bagia - Watulari				-			-	100	1,000	1,000	1,000
53		MOP		Lakluta – Bariki – Cribas				-			-	100	1,000	1,000	1,000
54		MOP		Alas - Turiscail				-			-	100	1,000	1,000	1,000
55		MOP		Manelobas – Turiscail – Suco Fahenehan				-			-	100	1,000	1,000	1,000
56		MOP		Laclubar – Cribas				-			-	100	1,000	1,000	1,000
57		MOP		Laclubar – Turiscail				-			-	100	1,000	1,000	1,000
58		MOP		Gleno-Letefoho				-			-	100	1,000	1,000	1,000
59		MOP		Atsabe - Bobonaro				-			-	100	1,000	1,000	1,000
60		MOP		Memo – Gildapil – Alto Lebos				-			-	100	1,000	1,000	1,000
61		MOP		Bobonaro – Guda – Teda				-			-	100	1,000	1,000	1,000
62		MOP		Gleno – Hatulia				-			-	100	1,000	1,000	1,000
63		MOP		Hatulia- Bilimau				-			-	100	1,000	1,000	1,000
64		MOP		Hera – Remexio				-			-	100	1,000	1,000	1,000
65	Novo	MOP	Konstrusaun e supervisaun de estrada Aitutu - Hatubuliko - Letefoho - Ermera - Gleno (L-CF)	Konstrusaun e supervisaun de estrada Aitutu - Hatubuliko - Letefoho - Ermera - Gleno	Referir o programa de empréstimos				-	150	150	5,200	1,050	1,050	1,050
66	Novo	MOP	Konstrusaun e Supervisaun Rotunda iha Porto Tibar (Inklui indiminizasaun)	Konstrusaun e Supervisaun Rotunda iha Porto Tibar (Inklui indiminizasaun)	5,000			5,000		204	204	3,500	1,296		
67	Novo	MOP	Projetos de Emergência de Inundação do dia 13 de Março de 2020 em Dili	Refer to ANNEX 14 - Projetos de Emergência de Inundação do dia 13 de Março de 2020 em Dili (Codigo: Novo)	8,805			8,805	-	7,924	7,924	1,000			
Program Pontes					55,387	28,456	9,141	17,790	441	3,062	3,503	8,509	3,356	1,445	-
1	8090302	MOPTC	Construção de Ponte Dilor	Construção de Ponte Dilor 180 m	3,252	3,252		(0)			-				
2	8090303	MOPTC	Construção de Ponte Taroman	Construction of Taroman Bridge	2,445	2,117		328	-	34	34	293			
3	8090306	MOPTC	Construção de Ponte Baer	Construction of Baer Bridge	6,311	5,995		316			-	316			
4	8090310	MOPTC	Reabilitação de pontes	Construction New Box Culverts 3x3 (6 Cell) In Taibessi, Becusse River, Municipality of Dili	674	575	78	21			-				
5	8090315	MOPTC	Construção ponte de Bidau-Santa Ana	Construção ponte da Bidau-Santa Ana	3,963	664	2,862	437	-	437	437				
6	8090322	MOPTC	Konstrusaun ponte de travessia de piões de Raikotu a Maloa	Konstrusaun Ponte de Travessia de peões de Raikotu a Maloa	-			-			-				
7	8090323	MOPTC	Construção ponte Mota Masin em Suai	Construção Ponte Mota Masin em Suai	1,313	1,313	220	(220)			-				
8	8090330	MOPTC	Construção do Arco aos Pontes Comoro I/II (Arch Bridge)	Construction of Arch Bridge for Comoro I/II	4,322	1,830	2,060	432	173	259	432	100			
9	8090451	MOPTC	Construção de ponte de fardo novo aço 50m em Vila Maria, Hatolia - Ermera	Construction Of New Steel Truss Bridge 50m In Vila Maria -Hatolia, Ermera District	2,704	1,854	850	(0)			-	-			
10	8090452	MOPTC	Construção de ponte de fardo novo aço 100m em Milotu Sahe Rio e junção Fatucmanaun, Soibada	Constrution of New Steel Bridge Jct. 100m in Milotu Sahe River, Jct. Fatucmanaun, Soibada	3,384	474	121	2,790	-	565	565	1,000	819	406	
11	8090463	MOPTC	Construção Pontes Waiwono	Construction Of Wai Wono Bridge In Baucau	2,261	1,972	269	20			-				
12	8090464	MOPTC	Construção Pontes Waicua	Construção Pontes Waicua	4,934	4,342	592	0			-	-			

Naran Projeto iha Tabela iha leten muda maibe naran iha sistema Free Balance nafatin ho naran tuir mai:

** 38 Projecto Emergencia 2013 em 5 Municipios ainda não pago (PACOTE B) - Codigo: 8090453

*** 34 Projecto de Emergencia foi Implementadu e ainda não pago – Codigo: 8090453

*** 60 Projecto Esdrada iha Municipios 12 nebe implementa ona maibe Seidauk Iha Kontratu – Codigo: 8090455

**** Rehabilitasaun Estrada Pakote 135 projeto - (Aprovado pelo CAFI em Julho de 2017) - Codigo: 8720103

Annex 1: The Budget of the Infrastructure Fund by Programs and Projects for 2020 (continuation)

No.	Codigo	Dono do Projecto	Nome de Projeto	Nome de Subprojeto	Valor de Contrato / Custo Estimativu	Total pagamento Acumulado até Dezembro 2018	Total Despesas Actual Orçamento de 2019	Saldo Actual até Dezembro 2019	Total Despesas Jan - Julho de 2020	Total Despesas Estimativo Agosto - Dez de 2020	Alocação de Orçamento Final de 2020	Alocação de Orçamento de 2021	Alocação de Orçamento de 2022	Alocação de Orçamento de 2023	Alocação de Orçamento de 2024
					(\$'000)	(\$'000)	(\$'000)	(\$'000)	(\$'000)	(\$'000)	(\$'000)	(\$'000)	(\$'000)	(\$'000)	(\$'000)
Total Programa (Incluido SGP & Empréstimo)					3,299,044	958,539	276,902	2,064,141	39,488	146,242	184,930	709,232	670,820	388,454	189,388
Total Programa (Excluido SGP & Empréstimo)					2,740,244	816,096	226,189	1,809,978	36,227	88,641	124,068	637,292	606,294	322,730	160,678
13	8000195	MOPTC	New Construction of Bridge T - Beam at Masau Debu River - Becora (2X15 m), Municipality of Dili	Construction Of Bridge T-Beam at Masau Debu River -Bekora (2x15m) Municipality of Dili	1,708	1,498	204	5			-	-			
14	8000196	MOPTC	Rehabilitasaun Ponte Pakote 8 projeto iha 7 Municipios (*****)	Refer to ANNEX 12 - Pontes Pakote 8	17,787	2,572	1,789	13,427	268	1,565	1,833	6,800	2,537	1,039	-
15	8090572	MOP	Konstrusaun Ponte Be'e mos iha Comoro Mota Ulun	Construction of the bridge Be'e mos in Comoro Mota Ulun				-			-				
16	8090574	MOP	Construção Ponte e rio de Kaboska at Bemetan, Betano, Same Sub District, Manufahi	Construction of new bridge at Kaboska River Aldeia Bemetan suku Betano in Same, Manufahi	329		95	234	-	201	201				
Program Portos					15,290	317	188	14,785	131	1,858	1,989	4,664	5,386	1,200	800
1	8090401	MTC	Concepção e estudos relativamente ao porto multifunções de Suai	Concept and study for the multi-functional port in Suai		-		-			-				
2	8090402	MTC	Construção e supervisão para o desenvolvimento de portos marítimos em Dili	Construction and supervision of sea ports in Dili		-		-			-				
3	8090403	MTC	Construção e supervisão para o desenvolvimento de portos marítimos em Oecusse	Construction and supervision of sea ports in Oecusse		-		-			-				
4	8090404	MTC	Construção e supervisão para o desenvolvimento de portos marítimos em Vemasse	Construction and supervision of sea ports in Vemasse		-		-			-				
5	8090405	MTC	Construção e supervisão para o desenvolvimento de portos marítimos em Atauro	Construction and supervision of sea ports in Atauro		-		-			-				
6	8090406	MTC	Construção e supervisão para o desenvolvimento de portos marítimos em COM (Reabilitação)	Construction and supervision of sea ports in Com (rehabilitationb)		-		-			-				
7	8090407	MTC	Escavação (Dredging) e Reabilitação do Porto de Dili	Consultancy Service for the item Investigation, Design, Construction, Mobilization and Installation of Floating Pier in Port of Dili				-			-				
8				Investigasaun Teknik Bloku 5 & 6 Kais Porto de Dili	500			500	-	200	200	300			
9				Rehabilitasaun Infrastrutura Kais Bloku 5 & 6	8,000			8,000			-	1,200	4,800	1,200	800
10				Rehabilitasaun Terminal pasangeiros iha Porto Dili	500			500	-	200	200	300			
11				Konstrusaun edifisiu terminal pasangeiros	1,000			1,000		250	250	900	100		
12				Estudos viabilidade, Estudos teknikus, levantamento hidrografikus, konseitu, dezenho etc (Porto Natural - Beaco, Com, Vemase)	1,500			1,500	-	169	169	950	250		
13				Identifikasaun fatin, analiza ambiental, estudos viabilidade, estudos teknikus, levantamento hidrografikus, konseitu, dezenho etc (Fasilidades, Hadia i Manutensaun Ro-ahi iha Timor Leste)	1,000			1,000	-	200	200	700	100		
14				Konstrusaun Kais Flutuante				-			-				

Naran Projeto iha Tabela iha leten muda maibe naran iha sistema Free Balance nafatin ho naran tuir mai:

***** Rehabilitasaun Ponte Pakote 8 projeto iha 7 Municipios – Codigo: 8000196

Annex 1: The Budget of the Infrastructure Fund by Programs and Projects for 2020 (continuation)

No.	Codigo	Dono do Projecto	Nome de Projeto	Nome de Subprojeto	Valor de Contrato / Custo Estimativu	Total pagamento Acumulado até Dezembro 2018	Total Despesas Actual Orçamento de 2019	Saldo Actual até Dezembro 2019	Total Despesas Jan - Julho de 2020	Total Despesas Estimativo Agostu - Dez de 2020	Alocação de Orçamento Final de 2020	Alocação de Orçamento de 2021	Alocação de Orçamento de 2022	Alocação de Orçamento de 2023	Alocação de Orçamento de 2024
					(\$'000)	(\$'000)	(\$'000)	(\$'000)	(\$'000)	(\$'000)	(\$'000)	(\$'000)	(\$'000)	(\$'000)	(\$'000)
Total Programa (Incluido SGP & Empréstimo)					3,299,044	958,539	276,902	2,064,141	39,488	146,242	184,930	709,232	670,820	388,454	189,388
Total Programa (Excluido SGP & Empréstimo)					2,740,244	816,096	226,189	1,809,978	36,227	88,641	124,068	637,292	606,294	322,730	160,678
15	8090465	MTC/MF	Transação, construção e Supervisão Porto de Tibar (PPP)	Transação, construção e Supervisão Porto de Tibar (PPP) - Independent Engineer (IE) / Developoment of Tibar Bay Port - PPP Project – on DBFOT	2,790	317	188	2,285	131	839	970	314	136		
Program Sector Turismo					2,736	212	53	2,471	-	16	16	742	971	511	230
1	9120101	MTAC	Preparacao Estudos/Desenho, Konstrusaun e Supervisao do Centro de Aguas Termas de Marobo e Atauro	Preparation of study/design, construction and supervision of the Water center in Marobo and Atauro		-		-	-	-	-				
2	9120102	MTAC	Preparacao Estudos/Desenho, Konstrusaun e Supervisao para Desenvolvimento da Lagoa de Maubara	Consultang Services for Study Master Plan nad Detailed Design for Ecotourism of Lagoa Maubara	275	105		171	-	16	16	52	51	51	
3		MTAC	Desenho, Supervisao, Konstrusaun Marina Square, Lecidere, Dili	Desenho (Consultor D'Oliveira Design Studio, Unip. Lda)	161	108	53	-	-		-				
4		MTAC	Supervisao, Konstrusaun Marina Square, Lecidere, Dili	Supervisao, Konstrusaun Marina Square, Lecidere, Dili	2,300			2,300	-		-	690	920	460	230
Program de Sistema Financeiro e Suportas Infrastruturas					34,055	26,120	3,175	4,760	2,060	1,040	3,100	3,805	4,200	3,800	3,000
1	8000109	MF	Casa de acomodacao aos Oficiais dos Postos Integrados Areas Fronteiriças de Batugade (Housing accomodation for Integrated Border Post Officers)	Casa de acomodacao aos Oficiais dos Postos Integrados Areas Fronteiriças de Batugade (Accomodation for Integrated Border Post Officers)				-			-				
2	8000120	MF	Construção de Postos Integrados de Oesilo e Tunubibi, MdF	Construção de Postos Integrados de Oesilo e Tunubibi, MdF				-			-				
3	8030102	MF	FreeBalance	Free Balance	7,772	3,536	3,175	1,060	2,060	740	2,800	1,205	3,000	3,000	3,000
4	9140102	MF	ASYCUDA	ASYCUDA	1,387	1,387		-	-	-	-	200			
5	9140103	MF	SIGTAS	SIGTAS	2,000			2,000		-	-	2,000	1,200	800	
6	9140104	MF	Dezeinho, construção e supervisão de novo edificios da Alfadega, MdF em Dili	Consulting Services for Detailed Engineering Design fro Custom House in Dili	1,176	776		400		-	-	200			
7	9140106	MF	Trabalhos de Acabamentos do Novo Edificio-MdF	Supply and Installation and Commissioning of Fitments for Interior Design of the Ministry of Finance Office Building	7,573	6,356		1,217		-	-				
8	9140107	MF	Trabalhos de Konstrusaun Interiores do Novo Edificio-MdF	Construction Supervision of Supply and Installation of Fitments for Interior design of The New MoF Building	762	678		83		-	-				
9	9140110	MF	Installacao de Centro de dados e Seguranca	Installasaun de Centro de Dadus e Seguranca	13,386	13,386		0		300	300	200			
10	9140111	MF	Konstrusaun de Centro de Dados e Installacao de Informacao e Tecnologia	Construction and installation of the data center				-		-	-				
Programa do Sector Juventude e Desporto					9,496	4,212	430	4,854	-	613	613	2,660	1,301	325	-
1	8000115	SEJD	Desenho, Konstrusaun e supervisao Stadion Nacional	Konstrusaun no Renovasaun Estadio Municipal Dili	1,637	926		711		200	200	512			
2	8000116	SEJD	Desenho, Konstrusaun e supervisao multi-funcao Genasio "Indoor"	Konstrusaun Genagio Multy Funsaun "Indoor"		-		-		-	-				
3				Construction Supervision of 4 Football Stadium	729	664		65		36	36				
4	9150102	SEJD	Construção de novo Estadio de Futebol em Manufahi	New Construction and Rehabilitation Football Stadium and Tribune Building in Manatuto	2,363	1,755		608		172	172	436			

Annex 1: The Budget of the Infrastructure Fund by Programs and Projects for 2020 (continuation)

No.	Codigo	Dono do Projecto	Nome de Projeto	Nome de Subprojeto	Valor de Contrato / Custo Estimativu	Total pagamento Acumulado até Dezembro 2018	Total Despesas Actual Orçamento de 2019	Saldo Actual até Dezembro 2019	Total Despesas Jan - Julho de 2020	Total Despesas Estimativo Agosto - Dez de 2020	Alocação de Orçamento Final de 2020	Alocação de Orçamento de 2021	Alocação de Orçamento de 2022	Alocação de Orçamento de 2023	Alocação de Orçamento de 2024
					(\$'000)	(\$'000)	(\$'000)	(\$'000)	(\$'000)	(\$'000)	(\$'000)	(\$'000)	(\$'000)	(\$'000)	(\$'000)
Total Programa (Incluido SGP & Empréstimo)					3,299,044	958,539	276,902	2,064,141	39,488	146,242	184,930	709,232	670,820	388,454	189,388
Total Programa (Excluido SGP & Empréstimo)					2,740,244	816,096	226,189	1,809,978	36,227	88,641	124,068	637,292	606,294	322,730	160,678
5	9150104	SEJD	Construção de novoEstadio de Futebol em Ermera	Rehabilitation of Football Stadium and New Construction of Tribune Building in Gleno - Ermera	1,230	759	348	123		123	123	71			
6	9150106	SEJD	Desenho, Konstrusaun e Supervisao campo de futebol Alor, em Dili	Design, construction and supervision of the Football campus Alor in Dili	3,252	-		3,252		-	-	1,626	1,301	325	
7	9150112	SEJD	Serviços de Consultoria para Projeto Detalhado de Engenharia (DED) para 5 Complexo Esportivo e Construção na Região do Município de Dili	Consultancy Services for Detailed Engineering Design (DED) for 5 Sport Complexes and Building in Dili	286	109	81	96		82	82	15			
Programa de Manutenção e Reabilitação					29,825	14,708	4,386	10,731	463	3,800	4,264	4,500	1,735	371	-
1	9770101	MOP	Manutenção Be Mos	Refer to ANNEX 13 - Manutenção e Reabilitação - 9770101	4,821	2,655	1,187	979	-	765	765	459	48	-	
2	9770102	MOP	Manutenção Estrada Rutinas	Refer to ANNEX 13 - Manutenção Estrada Rutinas - 9770102	3,895	2,562	816	518	153	148	301	178	29	-	
3	9770103	MOP	Estrada Rurais (R4D)	Refer to ANNEX 13 - Manutenção e Reabilitação - 9770103	21,109	9,491	2,384	9,234	311	2,887	3,198	3,863	1,658	371	
Comissão de Administração do Fundo Infraestrutura - FI					-	-	966	167	452	409	862	1,240	1,426	1,711	1,711
1	9760101		Comissão de Administração do Fundo Infraestrutura - FI	SGP/MPS					452	409	862	1,240	1,426	1,711	1,711
Programa de Empréstimos					558,800	142,443	49,747	254,162	2,808	57,192	60,000	70,701	63,100	64,014	27,000
ADB					310,241	91,975	27,628	130,529	2,541	37,159	39,700	25,638	20,878	19,475	10,229
1	8080203		Construção e supervisão para o desenvolvimento de estradas Dili-Liquisa e Tibar - Ermera (L)	Road Network Upgrading Project (RNUP) for Tibar-Gleno (ADB Loan)	29,695	19,909	-	912		-	-	-	-	-	
2				Road Network Upgrading Project (RNUP) for Tibar-Liquica (ADB Loan)	25,561	13,016	-	362		-	-	-	-	-	
3	8080204		Construção e supervisão para o desenvolvimento de estradas Dili-Mantuto-Baucau (L)	Upgrading Project (Package 01-02) Manatuto - Baucau Road	59,287	16,280	9,928	20,084	941	7,518	8,459	8,267	1,340	1,018	500
4	8080205		Construção e supervisão para o desenvolvimento de estradas Mantuto-Natarbora (L)	Road Network Upgrading Project (RNUP) for Manatuto - Laclubar (ADB Loan)	28,012	12,661	3,652	4,674	738	1,362	2,100	1,357	1,863		
5				Road Network Upgrading Project (RNUP) for Laclubar - natarbora (ADB Loan)	34,380	10,287	3,079	13,255	-	3,500	3,500	767	2,545	2,069	500
6				Consultant Supervision (M-L & L-N)	4,406	2,908	-	1,497		1,400	1,400	146		-	
7	8090270		Road Network Upgrading Project (RNUP),Upgrading and Maintenance of Dili (Airport Junction)- Tibar Road- Section 2 : Tasitolu - Tibar	Road Network Upgrading Project (RNUP),Upgrading and Maintenance of Dili (Airport Junction)- Tibar Road- Section 2 : Tasitolu - Tibar	12,964	2,123	1,168	4,233	46	1,954	2,000	421	1,356	456	-
8				Consultant Design(M-L & L-N)&Supervision(D-L & T-G, Tasi Tolu -tibar 4 L)	8,168	6,635		1,532	-	1,300	1,300	116	116	-	-
9	8090127		Road nrtwork Upgrading Sector Project, Upgrading and maintenance of Baucau - Lautem Road.	Road nrtwork Upgrading Sector Project, Upgrading and maintenance of Baucau - Lautem Road	29,315	4,371	5,589	16,633	723	5,882	6,605	2,437	2,719	4,872	-

Annex 1: The Budget of the Infrastructure Fund by Programs and Projects for 2020 (continuation)

No.	Codigo	Dono do Projecto	Nome de Projeto	Nome de Subprojeto	Valor de Contrato / Custo Estimativu	Total pagamento Acumulado até Dezembro 2018	Total Despesas Actual Orçamento de 2019	Saldo Actual até Dezembro 2019	Total Despesas Jan - Julho de 2020	Total Despesas Estimativo Agosto - Dez de 2020	Alocação de Orçamento Final de 2020	Alocação de Orçamento de 2021	Alocação de Orçamento de 2022	Alocação de Orçamento de 2023	Alocação de Orçamento de 2024
					(\$'000)	(\$'000)	(\$'000)	(\$'000)	(\$'000)	(\$'000)	(\$'000)	(\$'000)	(\$'000)	(\$'000)	(\$'000)
Total Programa (Incluido SGP & Empréstimo)					3,299,044	958,539	276,902	2,064,141	39,488	146,242	184,930	709,232	670,820	388,454	189,388
Total Programa (Excluido SGP & Empréstimo)					2,740,244	816,096	226,189	1,809,978	36,227	88,641	124,068	637,292	606,294	322,730	160,678
10	8090128		Road nrtwork Upgrading Sector Project, Upgrading and maintenance of Maubara - Karimbala and Atabae - Mota Ain Roads.	Road nrtwork Upgrading Sector Project, Upgrading and maintenance of Maubara - Karimbala and Atabae - Mota Ain Roads.	20,749	3,193	2,863	12,626	78	5,687	5,765	2,067	828	2,000	
11			Consultant Supervision Road network Upgrading Sector Project, Upgrading and maintenance of Maubara - Karimbala and Atabae - Mota Ain Roads, and Baucau - Lautem	Consultant Supervision Road network Upgrading Sector Project, Upgrading and maintenance of Maubara - Karimbala and Atabae - Mota Ain Roads, and Baucau - Lautem	5,564	590	1,330	3,644		1,500	1,500	1,045	1,031	68	-
12	8090129		Construção e supervisão para o desenvolvimento de estradas Baucau-Viqueque (L)	Konstrusaun estrada Baucau - Venilale	16,025	-	19	15,338	14	2,986	3,000	3,806	3,169	2,000	1,000
13				Konstrusaun estrada Venilale - Viqueque	23,853	-		23,475	-	2,000	2,000	3,229	2,920	5,000	5,000
14				Consultant Supervision (B-V & V-V)	5,262	-	-	5,262	-	1,000	1,000	1,131	1,566	1,566	-
15	9130102		Construção e supervisão estradas Aitutu - Hatubuliko - Letefoho - Ermera - Gleno	Construção e supervisão estradas Aitutu - Hatubuliko - Letefoho - Ermera - Gleno											-
16	Novo		Road Network Upgrading Project (RNUP),Upgrading and Maintenance of Dili (Airport Junction)- Tibar Road- Section 1 : Airport Junction - Tasitolo -Tibar (L)	Road Network Upgrading Project (RNUP),Upgrading and Maintenance of Dili (Airport Junction)- Tibar Road- Section 1 : Airport Junction - Tasitolo -Tibar (L)	7,000	-	-	7,000	-	1,071	1,071	850	1,425	425	3,229
World Bank					192,110	33,066	10,544	103,003	267	10,341	10,608	39,411	40,737	44,410	16,771
1	8080206		Construção e Supervisão de Estrada Dili-Ainaro (Lot 2,Lot3, Lot 4 & Lot 5)	Road Climate Resilience Project (RNUP), Lot.2 Laulara - Solerema (KM 12+00 to km34+620)	17,855	-	2,260	15,467	267	3,612	3,879	4,226	3,113	1,057	417
2				Road Climate Resilience Project (RNUP), Lot.3 Solorema-Bandudatu (WB Loan)	28,824	10,434	1,208	1,203		514	514	250	83	83	83
3				Road Climate Resilience Project (RCRP), Lot.4 Bandudatu-Aituto (WB Loan)	28,139	8,491	2,865	2,329		2,013	2,013	145		-	-
4				Road Climate Resilience Project (RCRP), Lot.5 Bandudatu-Aituto (WB Loan)	26,875	7,044	3,538	1,359		787	787	238	-	-	
5				Consultant Design & Supervision Lot 3	4,070	3,260	248	562		300	300	510	-	-	-
6				Consultant Design & Supervision Lot.4 & Lot.5	3,885	3,159	100	626		300	300	426	-	-	-
7				Consultant Design & Supervision Lot.4 & Lot.5	837	679		158		70	70	88	-	-	-
8				Consultant Supervision Lot.2	2,625	-	326	2,300		1,244	1,244	528	540	270	270
9	Novo		Konstrusaun e supervisaun de estrada Aitutu - Hatubuliko - Letefoho - Ermera - Gleno	Konstrusaun e supervisaun de estrada Aitutu - Hatubuliko - Letefoho - Ermera - Gleno	24,000	-	-	24,000		1,000	1,000	21,000	21,000	22,500	10,000
10				Consulting Feasibility Study de estrada Aitutu - Hatubuliko - Letefoho - Ermera - Gleno	5,000	-	-	5,000		500	500	3,000	1,000	500	
11	Novo	MdE	Projeitu Fonesementu e Transformasaun Edukasaun basiku	Projeitu Fonesementu e Transformasaun Edukasaun basiku	20,000			20,000				4,000	8,000	10,000	4,000
12	Novo	MOP	Water and Sanitation project in Baucau Municipality	Water and Sanitation project in Baucau Municipality	30,000			30,000				5,000	7,000	10,000	2,000
JICA					56,450	17,402	11,575	20,630	-	9,693	9,693	5,652	1,486	129	-
1	8080204		Construção e supervisão para o desenvolvimento de estradasDili-Mantuto-Baucau (L)	Upgrading Project (Package 01-01) Dili - Manatuto Road	48,315	13,265	10,828	17,379		9,193	9,193	3,258	1,129	129	
2				Consultancy services for National Road No. 1 - Upgrading Project	7,366	3,615	738	3,013		300	300	2,356	356		
3					768	522	8	238		200	200	38			

Annex 2: List of Projects for Electricity Program (total 140 projects)

No.	Codigo	Companhia	Nome de Subprojeto	Valor de Contrato	Total pagamento acumulado até Dezembro 2018	Total Despesas Actual Orçamento de 2019	Saldo Actual até Dezembro 2019	Total Despesas Jan - Julho de 2020	Total Despesas Estimativo Agostu - Dez de 2020	Alocação de Orçamento Final de 2020	Alocação de Orçamento de 2021
				(US\$)	(US\$)	(US\$)	(US\$)	(US\$)	(US\$)	(US\$)	(US\$)
Program Eletricidade				72,400,116	46,143,855	9,853,820	16,432,093	1,268,629	2,757,234	4,025,863	11,268,369
8020101 Reabilitação das linhas de Média Voltagem - Distribuição				16,827,214	12,603,738	1,541,347	2,686,279	188,490	517,929	706,419	1,892,199
1	8020101	Alandio Tahame	Instalsau Media tensau husi Dokubere to'o Ponte Seical	22,000	-	-	22,000		1,355	1,355	20,645
2	8020101	Aldepo Murak Unip,Lda	New Install New Transformer & Extend LV Line & New distribution Line from Madabeno to Sarlala Aileu District	462,154	337,695		124,459		7,668	7,668	116,791
3	8020101	Alfelmic Unip, Lda	New Installation New MV Line, Transformer & Extend LV line Installation New Distribution Line Tasilin to Culuoan District Covalima	494,549	358,793	130,205	5,551				
4	8020101	Bieramor	Delivery Equipment and installation Services for Electrical Installation that cover up LV line in-house installation and metering for Public School and Health Center Building that will be conducted in Bobonaro District	92,445	62,594		29,851		1,839	1,839	28,012
5	8020101	Borema Unip. ,Lda	New Installation of MV, LV Line, and House Connection for Catrai Leten to Lauana, Letefoho Sub District - Ermera District	450,614	405,571		45,043		27,763	27,763	17,280
6	8020101	Cadila Supplie Unip,Lda	New MV Line ,Install New transformer & Extend LV line & New distribution Line from Simpang Tiga Lequidoe Tursai Aileu District	240,048	203,457		36,592		8,792	8,792	27,799
7	8020101	Camlai Unip,Lda	New Installation MV,LV Line and House Connection from Malabe to Mota Taidasi,Atara mania and Atara Ermera District	555,339	499,805		55,534		34,215	34,215	21,319
8	8020101	Comter	Installation MV Line, Transformer & Extend LV line New Distribution Line, monomemento-Raitahu 1 District	45,353	35,181	10,172	0				
9	8020101	DATO WER, UNIPESOAL LDA	New Installation MV, LV Line and House Connection from Bundaran Holarua to Pouzada Moklau, Letefoho, Malus Hun, Ermete Ulun and Kampung Baru - Municipio Manufahi	922,225	771,531	145,942	4,752				
10	8020101	Delta Mola	Extende Linha ba Klientes	12,477	11,229		1,248		769	769	479
11	8020101	Devita Unip. Lda	The Undergrading of existing Suai Airport at Covalima Municipality	230,560	207,504		23,056		14,205	14,205	8,851
12	8020101	Dhalelan,Unip.Lda	New installatio of feeder 2 MV and LV line in Casa, Betano - Manufahi District	88,666	79,799		8,867		5,463	5,463	3,404
13	8020101	Domen Unip, Lda	New Installation Mv, Lv Line & House Connection at Mantane River to Datrema, Suco Liurai - Aileu Municipality	47,270	42,543	4,727	0				
14	8020101	Ferajota	Installation of New MV Line in Rotunda Mercado Lama, Culuhun, Ailele Hun, and Lecidere	385,588	210,089		175,500		10,813	10,813	164,687
15	8020101	Fu Unip,Lda	Addt. Poste liga Maubara	13,000	-		13,000		801	801	12,199
16	8020101	Fidebamar Unip. Lda	New Installation Street lights from Timor Plaza to Bundaran and TBBI Bairo Pite-Dili District	399,962	359,966	39,996	(0)				

Annex 2 (continuation)

No.	Codigo	Companhia	Nome de Subprojeto	Valor de Contrato	Total pagamento acumulado até Dezembro 2018	Total Despesas Actual Orçamento de 2019	Saldo Actual até Dezembro 2019	Total Despesas Jan - Julho de 2020	Total Despesas Estimativo Agostu - Dez de 2020	Alocação de Orçamento Final de 2020	Alocação de Orçamento de 2021
				(US\$)	(US\$)	(US\$)	(US\$)	(US\$)	(US\$)	(US\$)	(US\$)
Program Eletricidade				72,400,116	46,143,855	9,853,820	16,432,093	1,268,629	2,757,234	4,025,863	11,268,369
8020101 Reabilitação das linhas de Média Voltagem - Distribuição				16,827,214	12,603,738	1,541,347	2,686,279	188,490	517,929	706,419	1,892,199
17	8020101	Gracia Timor	New installation MV,LV,Line & House Connection from Biakau to Palaca & Atabae, Bobonaro District	10,449	9,404		1,045		644	644	401
18	8020101	Grande Mar	Desmonthly Linha Distribusaun Tuan	7,808	-		7,808		481	481	7,327
19	8020101	Inaziju	Rehabilitation MV,Line , LV Line and distribution Trasformer from Casa Europa to Pantai Pasir Putih - Dili District	119,601	107,641		11,960		7,369	7,369	4,591
20	8020101	Jofi	Mudansa Lina Bazeia Rekomendasaun ADN	16,617	-		16,617		1,024	1,024	15,593
21	8020101	KOTO MORUK, UNIPESOAL LDA	Delivery Equipments & Installation for Electrical Installation that cover up low voltage line,in House Installation & metering for public school & health - center building will be conducted in district lautem	68,405	46,611	21,795	-				
22	8020101	Laway	New installation of mv,lv line and house connection in Area Lawai Viqueque District	97,893	45,323		52,570		12,632	12,632	39,938
23	8020101	Lifau Indah	Instala Trafo 100 KVA	120,704	-		120,704		7,437	7,437	113,267
24	8020101	Lifau Indah	Restante Cabo Subteranno Centro Produsaun SAKATO reutiliza ba Hotel Ambeno Programa ZEEMS nian iha Oecusse	194,924	-		194,924		12,010	12,010	182,915
25	8020101	Mabesi,Unip.Lda	New installatio of mv line from Biadali to Airae and Daulelo-Bobonaro District	514,870	295,000		219,870		52,831	52,831	167,039
26	8020101	Macadai Unip. ,Lda	Installation New MV Line,transformer & Extend LV Line & distribution Line from Bercoli to Uma Ana Iku	640,284	576,255		64,028		39,449	39,449	24,580
27	8020101	Manekat Unip.Lda	Installation New MV Line , Transformer & Extend LV Line and New Distribution Line from Nitib Tuan Oel Tam to nitib Tuan Oecusse District	320,740	284,157		36,583		2,430	2,430	34,153
28	8020101	Maho Ben Unip, Lda	New Installation New MV Line, Transformer & Extend LV line Installation New Distribution Line Suco Taroman District Covalima	665,324	544,273	121,051	(0)				
29	8020101	Mai Simu Sae Unip Lda	New Installation MV, LV Line and House Connection from Sikluli to Padimau, Numbei, Masin, Oe-Upu and RSS-Oecusse Municipality	67,170	60,453	6,717	(0)				
30	8020101	Maubere Spirit	Aumenta Extensaun Linha no Komunidade Suci Malelat	177,485	74,255		103,229		24,804	24,804	78,425
31	8020101	Mina petro leste Lda	New Installation of MV, LV & Tranformer	499,251	440,339		58,912		30,759	30,759	28,152
32	8020101	No Company Unip. Lda	Installation of New Panel and underground cable at palacio president	271,609	-		271,609		-	-	271,609
33	8020101	osxavijoneli unip,Lda	Installation New MV Line,transformer & Extend LV Line & distribution Line from Lebukuku to Besilau and Fatuk Hun - Aileu District	298,867	219,311		79,556		19,116	19,116	60,440

Annex 2 (continuation)

No.	Codigo	Companhia	Nome de Subprojeto	Valor de Contrato	Total pagamento acumulado até Dezembro 2018	Total Despesas Actual Orçamento de 2019	Saldo Actual até Dezembro 2019	Total Despesas Jan - Julho de 2020	Total Despesas Estimativo Agosto - Dez de 2020	Alocação de Orçamento Final de 2020	Alocação de Orçamento de 2021
				(US\$)	(US\$)	(US\$)	(US\$)	(US\$)	(US\$)	(US\$)	(US\$)
Program Eletricidade				72,400,116	46,143,855	9,853,820	16,432,093	1,268,629	2,757,234	4,025,863	11,268,369
8020101 Reabilitação das linhas de Média Voltagem - Distribuição				16,827,214	12,603,738	1,541,347	2,686,279	188,490	517,929	706,419	1,892,199
34	8020101	Pae-Le Unip,Lda	Aumenta C. O no Kliesntes	24,365	21,929		2,437		1,501	1,501	935
35	8020101	Rischi Unip,Lda	Installation MV ,LV Line and house Connection From Tilomar to fohorem Covalima District	566,110	472,854	93,256	-				
36	8020101	Samboio Unip,Lda	New Installation MV, Line Transformer and LV Line from Dotik to Alas Manufahi District	1,108,761	630,482	240,628	237,650		37,104	37,104	200,547
37	8020101	Silkar International Unip. Lda	New Installation Street Light at Cristo Rei - Dili District	45,715	41,149		4,567		2,817	2,817	1,750
38	8020101	Soin Murak	New installatio of mv line in Paiola to raikoak and Mota Ulun Dili District	342,535	248,091	57,070	37,373		23,026	23,026	14,347
39	8020101	Solitario Unip. Lda	Installation New distribution Line Mota Merak to Aiasa 1 Balibo district	372,962	292,255	80,708	-				
40	8020101	Soso Electrical Unip. Lda	Emergency Maintenance of 20Kv MV Line at Oeleo to Tapo Bobonaro Subdistrict - Bobonaro District	27,026	24,324		2,703		1,665	1,665	1,038
41	8020101	Tiltec	New Installation of MV, LV Line and House Connection from Sibuni to Molop, Walgomo, Mauwi, Omelai, and Anapal Bobonaro District	1,542,698	1,229,474	176,307	136,916	115,412	21,504	136,916	-
42	8020101	Top -tofi ,unip,Lda	Installation MV ,LV Line and house Connection From Maucatar to Nainare,fatululic sub District Covalima	230,934	165,208	54,843	10,884				
43	8020101	Unical Unip,Lda	Installation New Transformer & LV Line New Distribution Line Suco katrai Kraik District Ermera	1,066,858	891,456		175,402		10,807	10,807	164,595
44	8020101	Vandame Unip,Lda	New Installation MV Line, Transformer and LV Line New Distribution Line Sucu Katrai-Kraik Sucu Haupu District Ermera	849,085	764,177		84,909		52,313	52,313	32,595
45	8020101	We-Rua Unip, Lda	New Installation of MV, LV Line and House Connection from Vemasse to Cairabela and Waigoa - Baucau District	690,194	621,175		69,019		42,524	42,524	26,496
46	8020101	Lavie Unip,Lda	Installation New Transformer & Extend LV line Installation New distribution line Maulau Aihosan teihati District Ainaro	1,156,930	751,301	322,131	83,498	44,821	-	44,821	
47	8020101	Lotus,Unip.Lda	New Installation MV Line at Naval Hera, Dili District	149,103	105,528	31,650	11,925				
48	8020101	Viveri Zelim Unip. Ldaa	New Installation MV, LV Line, and House Connection from Utadai to Corluli Bobonaro District	99,686	55,556		44,130	28,257		28,257	
8020257 - Projeto Energia Eléctrica Pacote 141 Reabilitação das Linhas de Media Voltagem-Distribuição (*)				55,572,902	33,540,117	8,312,473	13,745,813	1,080,139	2,239,305	3,319,444	9,376,170
1	8020257	Anicla.Lda	New Installation MV, LV Line and House Connection from Bidau to Catedral - Dili Municipality	483,779	147,549		336,230		80,791	80,791	255,439
2	8020257	Adara Unip. Lda	New Installation MV, LV Line and House Connection from Quelicai to Waitame, Naraborakai, Lakuliu, Bagueia and Batuleo-Baucau Municipality	481,189	363,888	117,301	-				

Annex 2 (continuation)

No.	Codigo	Companhia	Nome de Subprojeto	Valor de Contrato	Total pagamento acumulado até Dezembro 2018	Total Despesas Actual Orçamento de 2019	Saldo Actual até Dezembro 2019	Total Despesas Jan - Julho de 2020	Total Despesas Estimativo Agosto - Dez de 2020	Alocação de Orçamento Final de 2020	Alocação de Orçamento de 2021
				(US\$)	(US\$)	(US\$)	(US\$)	(US\$)	(US\$)	(US\$)	(US\$)
Program Eletricidade				72,400,116	46,143,855	9,853,820	16,432,093	1,268,629	2,757,234	4,025,863	11,268,369
3	8020257	Anin Tasi Unip. Lda	New Installation MV, LV Line and House Connection from Lisadila to Bantul, Gicu, Siamadu, MDG, Trans Faularan, Simodo, Melabui, Lebuai, Manukabea and Leolatai- Liquiça Municipality	1,585,216	1,274,733		310,483	310,483	-	310,483	-
4	8020257	Anopa Electrical Unip. Lda	New Installation MV, LV Line and House Connection from Lacio to Mantane - Manatuto Municipality	380,583	274,330		106,253		25,531	25,531	80,722
5	8020257	Aria V Unip. Lda	New Installation MV, LV Line and House Connection from Suco Mascarenhas (Aldeia 05, Alto Balide) to Suco Vilaverde (Aldeia Um de Setembro, Mate Moris and Terus Nain)-Dili Municipality	503,141	200,659	122,239	180,244		43,310	43,310	136,934
6	8020257	Ass-Lau Unip. Lda	New Installation MV, LV Line and House Connection from Hohopu to Orema - Ermera Municipality	360,380	172,704	151,638	36,038	36,038		36,038	(0)
7	8020257	Betulala Unip. Lda	New Installation MV, LV Line and House Connection from Mertutu to Mambata, Kailmate, Hatuegas and Nilbroen - Ermera Municipality	584,192	172,693		411,499		68,877	68,877	342,622
8	8020257	Britas Unip. Lda	New Installation MV, LV Line and House Connection from Kulau to Maubara - Liquica Municipality	288,760	217,606		71,154		17,097	17,097	54,057
9	8020257	Busa.Lda	New Installation of MV, LV Line and House Connection from Liquica Vila to Loidahar, Maudemo, Hekar Loidahar, Hatuleho, Koni Leopa, Aipelo, Maumeta, and Leopa - Liquica Municipality	276,484	230,841		45,643		10,967	10,967	34,676
10	8020257	Cajara Tiras Unip Lda	New Installation Mv, Lv Line & House Connection from Launa to Mansakati, Tunufahi, Leobasa, Qirlelo, Liabe, Raegoa & Olekata - Ermera District	720,892	700,000	4,364	16,528				
11	8020257	Cartilo.Lda	New Installation of MV, LV line and House Connection from Timor Block to Vila Verde, Ponte Comoro and Fomento - Dili District	733,131	-	215,548	517,583		74,367	74,367	393,216
12	8020257	Ceuilaju.Lda	New Installation of MV, LV Line and House Connection from FeederII Becora to Taibesi, Bemori and Balide - Dili Municipality	724,287	230,309	201,037	292,941		45,474	45,474	222,552
13	8020257	De' Nara Unip. Lda	New Installation MV, LV Line and House Connection from Suco Samalari to Baliza Macalacu, Museum Daitula, Osoluga, Clinic EP-Daitula, Tudulu and Caicasa- Baucau Municipality	1,274,939	924,032	170,132	180,774				
14	8020257	Dediva Electrical Unip, Lda	New Installation of MV, LV Line and House Connection from Tugu Betano to Otorita, Trans Pemuda, Tani and Sesurai - Manufahi Municipality	921,674	511,456	288,616	121,603		29,219	29,219	92,383
15	8020257	Delmez Unip. Lda	New Installation Mv, Lv Line & House Connection From Quelicai to Daralata, Saraida, Lialura and Aedu Kele - Baucau Municipality	814,390	477,371	146,515	190,504		45,775	45,775	287,637

Annex 2 (continuation)

No.	Codigo	Companhia	Nome de Subprojeto	Valor de Contrato	Total pagamento acumulado até Dezembro 2018	Total Despesas Actual Orçamento de 2019	Saldo Actual até Dezembro 2019	Total Despesas Jan - Julho de 2020	Total Despesas Estimativo Agosto - Dez de 2020	Alocação de Orçamento Final de 2020	Alocação de Orçamento de 2021
				(US\$)	(US\$)	(US\$)	(US\$)	(US\$)	(US\$)	(US\$)	(US\$)
Program Eletricidade				72,400,116	46,143,855	9,853,820	16,432,093	1,268,629	2,757,234	4,025,863	11,268,369
16	8020257	Derren Construction Unip.Lda.	New Installation of MV, LV Line and House Connection from Balide to Delta 3, Fomento, Manleuana, Bualaran, Aldeia Moris Dame, Eskola Fatumeta, Cacauido, Ailok Laran, Bua Laran and Lisbutak - Dili Municipality	1,292,209	769,539	231,512	291,158		69,958	69,958	221,200
17	8020257	Devita Unip., Ida	Interligado /Cadeira - Mauma'a	591,750		508,352	83,398		20,039	20,039	63,359
18	8020257	Domalbe Lda	New Installation MV, LV Line and House Connection from Lemorai to Hedemumo and Uatuari-Viqueque Municipality	351,762	253,268	98,493	-				
19	8020257	Embi elctric.Lda	Rehabilitasaun Linha Media Tensaun & Baixa Tensaun / Feeder 1 central elctric comoro – Rotunda	643,683		108,804	534,879		128,523	128,523	406,356
20	8020257	Eron Power, Lda	New Installation MV, LV Line and House Connection from Suai Vila to Suai Debos Office District, Tabaklot, Matai, Kiar Laran, Audian, Aldeia Halihun, MDGS, Matai, MDGS Halihun - Covalima Municipality	987,983	213,139		774,844		136,183	136,183	588,661
21	8020257	Fahlia Humalo Unip.Lda	New Installation Mv, Lv Line & House Connection From Holarua to Datina, Carbulau, Erluli, Luak, Ailok Laran Turon - Manufahi district	728,245	485,889	114,041	128,315		30,832	30,832	97,483
22	8020257	Foho Rua Unip. Lda	New Installation MV, LV Line and House Connection from Bulu to Zulo - Covalima Municipality	466,841	226,704		240,137		57,701	57,701	182,436
23	8020257	Fica Unip. Lda	New Installation MV, LV Line and House Connection from Aikorema to Rileu, Tunubibi, Bairo Ambenum, Fauk Hun Aisirimou and Aisirimou Berkati, Remexio-Aileu Municipality	533,936	480,542	53,394	0				
24	8020257	Flores Unip. Lda	New Installation MV, LV Line and House Connection from Semiterio Bibi Dala to Wairagi, Buasari, Kairuilale, Watudere and Wailaha - Baucau Municipality	258,514	228,680	29,834	0				
25	8020257	Funu Kolik Unip. Lda	New Installation MV, LV Line and House Connection from Tatekar to Kledik, Kirantetuk, Fukiran and Fatuberliu-Manufahi Municipality	806,642	636,958	16,406	153,278		36,830	36,830	116,448
26	8020257	Galiu Unip. Lda	New Installation MV, LV Line and House Connection from Ossu to Larigutu, Builale, Watu Buasu and Bete Cai Ana- Viqueque Municipality	532,764	446,149		86,616	81,423		81,423	5,193
27	8020257	Gou-Ulu Unip. Lda	New Installation MV, LV Line and House Connection from Hohoraikik to Grotu, Baldasi, Uma Losae, Bifael, Bukfu, Erlihun, Raibutin and Lebutu- Ainaro Municipality	347,592	268,942		78,650		18,898	18,898	59,751
28	8020257	Habere Unip.Lda	New Installation MV, LV Line and House Connection from Diribu to Liasidi, Nunumalau, Iralere and Ulusu, Uatulari - Viqueque Municipality	1,051,424	527,284		524,141		75,943	75,943	448,198
29	8020257	Glariato Unip. Lda	New Installation MV, LV Line and House Connection from Maubara Lisa to Ediri and Georana- Liquiça Municipality	407,684	328,841	78,843	-				

Annex 2 (continuation)

No.	Codigo	Companhia	Nome de Subprojeto	Valor de Contrato	Total pagamento acumulado até Dezembro 2018	Total Despesas Actual Orçamento de 2019	Saldo Actual até Dezembro 2019	Total Despesas Jan - Julho de 2020	Total Despesas Estimativo Agosto - Dez de 2020	Alocação de Orçamento Final de 2020	Alocação de Orçamento de 2021
				(US\$)	(US\$)	(US\$)	(US\$)	(US\$)	(US\$)	(US\$)	(US\$)
Program Eletricidade				72,400,116	46,143,855	9,853,820	16,432,093	1,268,629	2,757,234	4,025,863	11,268,369
30	8020257	Hanai Malaco Unip. Lda	New Installation MV, LV Line and House Connection from Macalaco to Beslai, Defafalu and Makalira-Baucau Municipality	424,066	343,493	80,573	0				
31	8020257	Hedge Electrical Unip. Lda	New Installation MV, LV Line and House Connection from Remexio to Ermetan, Tulatakeu, Buburlaran, Kekerasa and Roluli-Aileu Municipality	1,210,302	886,710	278,769	44,824				
32	8020257	Hawa-Ali Unip. Lda	New Installation MV, LV Line and House Connection from Uaihacu to Tugu SP3 - Baucau Municipality	163,448	147,103		16,345		10,070	10,070	6,275
33	8020257	Holima Unip. Lda	New Installation MV, LV Line and House Connection from Dara Oma to Abu Uaemetalea, Quelicai - Baucau Municipality	443,919	145,141	214,433	84,345		20,267	20,267	64,078
34	8020257	Hupai Construction Unip. Lda	New Installation MV, LV Line and House Connection from Hatulia to Bilimau, Tata and Titir Mata - Ermera Municipality	647,489	363,498	79,997	203,995		49,017	49,017	154,978
35	8020257	Inalu Star, Unip. Lda	New Installation Mv , Lv Ilne & House Connection From Datina to Lesuhati -Manufahi District	587,635	528,872	58,764	(0)				
36	8020257	Jmindo	New Installation of MV, LV Line and House Connection from Biterlaun Fatu Ahi to Lenuk Hun Cristo Rei - Dili Municipality	226,373	144,680	71,311	10,382		7,265	7,265	3,117
37	8020257	Joia Leste Unip. Lda	New Installation MV, LV Line and House Connection from Bairro Pite to Aldeia ba Dame - Dili Municipality	275,458	222,456		53,002		12,736	12,736	40,267
38	8020257	Jonel Unip. Lda	New Installation Mv, Lv Line & House Connection From Lefara to Hae Oli, Uani Uma and Ringgit Baru - Viqueque Municipality	555,442	171,074	251,989	132,379		31,809	31,809	100,570
39	8020257	Kakuit Jaya Unip Lda	New Installation of MV, LV Line and House Connection from Suco Edi to Dimtete, Hahimu - Ainaro Municipality	571,044	475,777		95,268		22,891	22,891	72,376
40	8020257	Lacala Unip Lda	New Installation MV, LV Line and House Connection from Rembor to Bahadik and Likikore-Manatuto Municipality	655,193	465,005	145,111	45,077				
41	8020257	Ladamutu Unip. Lda	New Installation of MV, LV Line and House Connection from Fatuhada to Behoris, Arbiru Beach, Comoro Market, and Bebonuk - Dili Municipality	917,123	416,628		500,494		40,000	40,000	460,494
42	8020257	Lalenok Fronteira, unip.lda	New Installation of MV, LV Line and House Connection from Suco Sadahur to Posto Administrativo Tilomar - Covalima Municipality	323,539	203,683	79,541	40,316		9,687	9,687	30,628
43	8020257	Lari Nisi Unip. Lda	New Installation MV, LV Line and House Connection from Ossu to Ossorua, Maimi, Umatamene and Uagia - Viqueque Municipality	475,354	329,463	144,211	1,680				
44	8020257	Laxana Unip. Lda	New Installation MV, LV Line and House Connection from Loubulala to Mantipu, Baboelau, Samtukulau and Hut Lau - Ainaro Municipality	452,775	355,512		97,263		23,371	23,371	73,892

Annex 2 (continuation)

No.	Codigo	Companhia	Nome de Subprojeto	Valor de Contrato	Total pagamento acumulado até Dezembro 2018	Total Despesas Actual Orçamento de 2019	Saldo Actual até Dezembro 2019	Total Despesas Jan - Julho de 2020	Total Despesas Estimativo Agostu - Dez de 2020	Alocação de Orçamento Final de 2020	Alocação de Orçamento de 2021
				(US\$)	(US\$)	(US\$)	(US\$)	(US\$)	(US\$)	(US\$)	(US\$)
Program Eletricidade				72,400,116	46,143,855	9,853,820	16,432,093	1,268,629	2,757,234	4,025,863	11,268,369
45	8020257	Lecora Unip. Lda	New Installation MV, LV Line and House Connection from Letefoho to Cailiti, Rotuto, Kulau Haburas and Hathur Arbouthou - Ermera Municipality	770,295	554,613	138,653	77,029		47,459	47,459	29,571
46	8020257	Lemo Timor Unip Lda	New Installation MV, LV Line and House Connection from Queilicai to Lelalai/Darlata and Caloibere-Baucau Municipality	478,281	405,238	73,043	-				
47	8020257	Leqy Diga Unip. Lda.	Rehabilitasaun Linha Media Tensaun & Baixa Tensaun / Tuana laran	377,424		110,005	267,418	229,212		229,212	
48	8020257	Lero Company, Lda	New Installation of MV, LV Line and House Connection from Iliomar to Mauma'a and Mota Lihulu - Lautem Municipality	483,232	269,105	104,540	109,587		26,332	26,332	83,255
49	8020257	Lica-Tada Unip. Lda	Installation MV, LV Line and House Connection from Hauba to Atulara, Ohupu, Maliubu and Colimau - Bobonaro Municipality	286,855	258,170	28,686	-				
50	8020257	Lili Unip, Lda	New Installation MV, LV Line and House Connection from Lakawa to Ouroma, Oneraba, Borugai & Kota Mutu, Luro-Lautem Municipality	630,925	533,456	97,469	0				
51	8020257	Lili	New Installation MV, LV Line and House Connection from Lakawa to Ouroma, Uniraba, Borugai, and Kota Mutu, Loro - Lautem Municipality	630,925			630,925		97,469	97,469	(97,469)
52	8020257	Lolulai Unip. Lda	New Installation MV, LV Line and House Connection from Laisorulai Nara Aba to Liuraga and Batikasa - Baucau Municipality	471,847	209,782	172,415	89,651		21,542	21,542	68,109
53	8020257	Lor Construction Unip. Lda	New Installation MV, LV Line and House Connection from Ailebere to Pujiara, Arafalun and Ledo Ira, Iliomar - Lautem Municipality	432,643	311,503		121,140		29,108	29,108	92,032
54	8020257	Loron Nabilan Unip. Lda	New Installation MV, LV Line and House Connection from Tilomar to Lawala MDGS 1 and MDGS 2- Covalima Municipality	245,894	169,988	75,905	1				
55	8020257	Lotas Unip., Lda	New Installation of MV, LV Line and House Connection from Aituto Flexa to Erelesu, and Libtutu - Ainaro Municipality	657,098	159,974	236,603	260,520		62,599	62,599	197,922
56	8020257	Lover Unip.Lda	New Installation Mv, Lv Line & House Connection From Caibada Makasae to Lutumumu, Kaibada Waimua, Knua Waimataoli, Kaiwa'a and Haucati - Baucau Municipality	562,859	296,029		266,829		64,115	64,115	202,714
57	8020257	Maclola Lda	New Installation MV, LV Line and House Connection from Lacro to Labitin, Malorok and Manoni - Manatuto Municipality	829,244	609,594	219,650	(0)				
58	8020257	Maferdi, Lda	Media Tensaun (MT) & Baixa Tensaun (BT) ba Sucos / Loetela 1 and 2	593,094		149,460	443,634	81,110		81,110	362,524

Annex 2 (continuation)

No.	Codigo	Companhia	Nome de Subprojeto	Valor de Contrato	Total pagamento acumulado até Dezembro 2018	Total Despesas Actual Orçamento de 2019	Saldo Actual até Dezembro 2019	Total Despesas Jan - Julho de 2020	Total Despesas Estimativo Agosto - Dez de 2020	Alocação de Orçamento Final de 2020	Alocação de Orçamento de 2021
				(US\$)	(US\$)	(US\$)	(US\$)	(US\$)	(US\$)	(US\$)	(US\$)
Program Eletricidade				72,400,116	46,143,855	9,853,820	16,432,093	1,268,629	2,757,234	4,025,863	11,268,369
59	8020257	Marie Auxilium Unip. Lda	New Installation Mv, Lv Line & House Connection From Rotunda Hera to Rotunda Naval, Usleu, Dolok Oan and Area Branca Cristo Rei - Dili Municipality	664,352	548,976	115,375	0				
60	8020257	Marvis Unip, Lda	New Installlation MV, LV Line and House Connection from Suco Camea to Fatuahi, Caicabe, Ai Teka Laran and Buburlau-Dili Municipality	390,594	331,283	38,098	21,213				
61	8020257	Mania Unip, Lda	New Installation Mv, Lv Line & House Connection From Bulo to Lepo and Hohopu, Zumalai - Covalima Municipality	721,805	622,456		99,349		23,872	23,872	75,477
62	8020257	Mantilo Unip., Lda	New Installation of MV, LV Line and House Connection from Ainaro Vila to Mau Ulo 1, Mau Ulo 2, and Maumali - Ainaro Municipality	381,044	312,809		68,235		16,396	16,396	51,839
63	8020257	Mar vermelha unip.lda	Interligado /Lela Alto Lebos	315,371			315,371		75,779	75,779	239,592
64	8020257	Mau - Tasi	Media Tensaun (MT) & Baixa Tensaun (BT) ba Sucos / Darabatabere - Waililiku - Bu'ubere	257,456		231,710	25,746		15,862	15,862	9,883
65	8020257	Mestri Ana Tena Unip. Lda	New Installation MV, LV Line and House Connection from Tulatakeu to Aikurus Dasilelo and Faturasa- Aileu Municipality	1,058,571	767,127	263,015	28,429				
66	8020257	Minidel Unip. Lda	New Installation MV, LV Line and House Connection at Baucau Laumana- Baucau Municipality	235,258	210,822	24,436	-				
67	8020257	Nanova Unip. Lda	New Installation MV, LV Line and House Connection from Po'oquila to Iradarata Iliomar - Lautem Municipality	437,404	354,297	83,107	-				
68	8020257	Oitenta Unip. Lda	New Installation MV, LV Line and House Connection from Laumana to Osolia and Abulir- Baucau Municipality	460,280	405,059	54,597	624				
69	8020257	Nehek Mean ,Lda	Media Tensaun (MT) & Baixa Tensaun (BT) ba Sucos / Barique 1 - Barique 2	458,079			458,079		50,000	50,000	408,079
70	8020257	NV - Gol Unip. Lda	New Installation Mv, Lv Line & House Connection From Manatuto Vila to Suco Aitias - Manatuto Municipality	167,734	139,588		28,146	28,146		28,146	0
71	8020257	Petaju Unip.Lda	New Installation Mv, Lv Line & House Connection From Fleixa to Lisuhati, Lihuntutu & Daurlala - Ainaro Municipality	996,017	548,111	226,935	220,971		53,096	53,096	167,875
72	8020257	Power Engineering Construction Unip. Lda	New Installation MV, LV Line and House Connection from Buava to Defawasi - Baucau Municipality	485,366	383,585	52,640	49,141		11,808	11,808	37,333
73	8020257	Prodiak Unip. Lda	New Installation MV, LV Line and House Connection from Suco Lamlesu to Suco Betulau, Fatu Brita, Quirica and Lebutung-Aileu Municipality	439,593	376,284	46,197	17,113				
74	8020257	Roman Furak Unip, Lda	New Installation MV, LV Line and House Connection from Maubara Lisa to Lakulawa, Lebutelo, Darulema, Malaemate and Samaripo Kapela - Liquica Municipality	1,397,631	1,032,845	364,786	0				

Annex 2 (continuation)

No.	Codigo	Companhia	Nome de Subprojeto	Valor de Contrato	Total pagamento acumulado até Dezembro 2018	Total Despesas Actual Orçamento de 2019	Saldo Actual até Dezembro 2019	Total Despesas Jan - Julho de 2020	Total Despesas Estimativo Agosto - Dez de 2020	Alocação de Orçamento Final de 2020	Alocação de Orçamento de 2021
				(US\$)	(US\$)	(US\$)	(US\$)	(US\$)	(US\$)	(US\$)	(US\$)
Program Eletricidade				72,400,116	46,143,855	9,853,820	16,432,093	1,268,629	2,757,234	4,025,863	11,268,369
75	8020257	Saanami Unip. Lda	New Installation MV, LV Line and House Connection from Quelicai Letemumu to Laculiu, Mukububu, Lakudala and Situibere - Baucau Municipality	356,530	317,276	38,673	580				
76	8020257	Taloba Electric Unip Lda	New Installation MV, LV Line and House Connection from Dihohati to Rileu, Maumeta and Fahiso- Aileu Municipality	352,645	197,415	155,230	-				
77	8020257	RG Unip. Lda	New Installation MV, LV Line and House Connection from Mertuto to Mambrata, Samatrae, Nilbroen, Manukokorek and Leimea Kalimate - Ermera Municipality	1,260,868	944,669		316,199		75,978	75,978	240,222
78	8020257	Ria Tu Unip. Lda	New Installation MV, LV Line and House Connection from Suco Edi, Maulau, Tiltuku and Maubisse Vila - Ainaro Municipality	1,032,412	452,656		579,756		50,000	50,000	529,756
79	8020257	Rufrans Unip. Lda	New Installation MV, LV Line and House Connection from Lebumeo to Fatubesi, Bete Nafa and Barugara- Ermera Municipality	703,830	521,162		182,669		43,892	43,892	138,776
80	8020257	Savana Unip. Lda	Installation MV, LV Line and House Connection from Atabae to Rairobo, Faturase and Limanro - Bobonaro Municipality	768,070	607,902		160,168		38,486	38,486	121,682
81	8020257	Se-Mauhin Unip. Lda	New Installation MV, LV Line and House Connection from Nunumoge to Dare, Mausiga, Hatukeru, Goulora, Loetelu 1 and Loutelu 2- Ainaro Municipality	1,230,059	494,349		735,710	273,900		273,900	461,811
82	8020257	Sonalevi Unip. Lda	New Installation MV, LV Line and House Connection From Rotunda Nicolau Lobato to Terminal Tasi Tolu-Dili Municipality	174,335	124,814		49,521		11,899	11,899	37,622
83	8020257	Tasibala III Unip. Lda	New Installation Mv, Lv Line & House Connection From Laclubar Vila to Funar And Fatuk Manu - Manatuto Municipality	695,421	481,801		213,620		51,330	51,330	162,291
84	8020257	Terolau Unip. Lda	New Installation MV, LV Line and House Connection from Manutasi to Cailoko and Hatobuilico - Ainaro Municipality	1,297,166	511,948	341,482	443,736		71,020	71,020	372,716
85	8020257	Tuto Deni Unip. Lda	New Installation MV, LV Line and House Connection from Fleixa to Nunumoge, Tatiri and Mulo - Ainaro Municipality	997,025	479,436	403,356	114,233		27,448	27,448	86,785
86	8020257	Thaluru Unip. Lda	New Installation MV, LV Line and House Connection from Gurasa to Sirima-Baucau Municipality	765,347	616,722	148,625	(0)				
87	8020257	Venvades Construction Unip. Lda	New Installation MV, LV Line and House Connection at Suai Lokeu Oges- Covalima Municipality	174,952	95,347	79,605	(0)				

Annex 2 (continuation)

No.	Codigo	Companhia	Nome de Subprojeto	Valor de Contrato	Total pagamento acumulado até Dezembro 2018	Total Despesas Actual Orçamento de 2019	Saldo Actual até Dezembro 2019	Total Despesas Jan - Julho de 2020	Total Despesas Estimativo Agosto - Dez de 2020	Alocação de Orçamento Final de 2020	Alocação de Orçamento de 2021
				(US\$)	(US\$)	(US\$)	(US\$)	(US\$)	(US\$)	(US\$)	(US\$)
Program Eletricidade				72,400,116	46,143,855	9,853,820	16,432,093	1,268,629	2,757,234	4,025,863	11,268,369
88	8020257	Winner electrical engineering unip Lda	New Installation Mv, Lv Line & House Connection From Alawa Kraik vila to Afigia, Larisula, Aharobuk, Kaibeu & Kaifeu, Bagaia - Baucau Municipality	1,182,678	1,043,148	139,530	-				
89	8020257	Vairoque Unip., Lda	New Installation MV, LV Line and House Connection from Wanira to Wairoke, Ulukisi, Ailembere, and Liarafa, Luro - Lautem Municipality	593,550	406,629		186,922		20,000	20,000	166,922
90	8020257	Vinario Unip.,Lda	New Installation of MV, LV Line and House Connection from Hera Ailok Laran to Sokaer Laran - Dili Municipality	323,645	280,403		43,242		10,390	10,390	32,852
91	8020257	Viverei Zelim'ms Unip,Lda	New Installation MV, LV Line, and House Connection from Utadai to Corluli Bobonaro District	99,686	55,556	11,379	32,750				
92	8020257	Virgo Amor Unip. Lda	New Installation MV, LV Line and House Connection from Kaitarahei to Tokoluli, and Gleno-Ermera Municipality	184,286	134,991	-	49,296	39,827		39,827	-

Annex 3: Construction and supervision for development of South Coast (Rehabilitation of Suai airport), BL-8080101

No.	Codigo	Nome de Projeto	Nome de Subprojeto	Companhia	Valor de Contrato	Total Pagamento acumulado até Dezembro de 2018	Total Despesas Actual Orçamento de 2019	Saldo Actual até Dezembro 2019	Total Despesas Jan - Julho de 2020	Total Despesas Estimativo Agosto - Dez de 2020	Alocação de Orçamento Final de 2020	Alocação de Orçamento de 2021	Alocação de Orçamento de 2022	Alocação de Orçamento de 2023
					(\$'000)	(\$'000)	(US\$)	(US\$)	(\$'000)	(\$'000)	(\$'000)	(\$'000)	(\$'000)	(\$'000)
Program Aeroportos					79,632	60,590	5,123	13,942	279	2,976	3,255	3,842	3,211	1,260
1	8080101	Concepção de construção e supervisão para o desenvolvimento de infra-estruturas na Costa Sul (reabilitação do aeroporto de Suai)	Upgrading of Existing Suai Airport, Suai, Timor Leste	PT Waskita Karya (Persero) Tbk	67,687	56,697	4,561	6,429	279	2,295	2,574	939.32		
2			Construction Supervision for the Upgrading of Existing Suai Airport	Jurutera Perunding Zaaba Sdn. Bhd (Malaysia)	4,375	3,845	519	11	-	380.00	380	54.76		
3			Construction of Infrastructure Facilities for the Support of the Democratic Republic of Timor Leste - Covalima District in Holbelis, Suai	TBD	4,800	-		4,800	-	251	251	2,385	1,684	480
4			Resettlement ba Liberasaun Rai no Aihoris ba Konsurusaun Uma Fase II iha Aldeia Holbelis	Ema afetadu	2,500			2,500	-	0	-	220	1,500	780
5			Construction of Wall for Permanent Cemetery in Suai Airport Area in Covalima Municipality	TBD	100			100	-	50	50	90	10	
6			Construction of Permanent Cemetery in Suai Airport Area and Highway Road: in Dais, Holba and Meop in Covalima Municipality	Joia Camanasa Cons. Lda	170	48	20	102			-	153	17	
7			Resettlement of the affected community from the Airport development in Suai					-			-			

Annex 4: Preparation of projects for design and supervision, BL-8090501

No.	Código	Dono de Projeto	Nome de Projeto	Nome de Sub Projeto	Companhia	Valor de Contrato	Total Pagamento acumulado até Dezembro de 2018	Total Despesas Actual Orçamento de 2019	Saldo Actual até Dezembro 2019	Total Despesas Jan - Julho de 2020	Total Despesas Estimativo Agosto - Dez de 2020	Alocação de Orçamento Final de 2020	Alocação de Orçamento de 2021	Alocação de Orçamento de 2022	Alocação de Orçamento de 2023	Alocação de Orçamento de 2024
						(\$'000)	(\$'000)	(US\$)	(US\$)	(\$'000)	(\$'000)	(\$'000)	(\$'000)	(\$'000)	(\$'000)	(\$'000)
Program Preparação de Desenhos e Supervisão-Novos Projectos (Codigo: 8090501)						16,034	2,044	222	13,768	-	2,161	2,161	11,246	6,300	2,150	-
1	8090501	MAP	Preparação de Desenhos e Supervisão-Novos Projectos	Consulting Services for the Detailed Engineering Design of the New Office of MAP	Consulting Services for the Detailed Engineering Design of the New Office of MAP	600	600		-			-				
2		MOP		Consulting Services for The Detailed Engineering Design of The IGE Office, Workshop, Warehouse Complex Building	Consulting Services for The Detailed Engineering Design of The IGE Office, Workshop, Warehouse Complex Building	295	295		-			-				
3		MCIA		Detailed Engineering Design of MCIA Office Building	Detailed Engineering Design of MCIA Office Building	270	103		167		167	167				
4		MCIA		Detailed Engineering Design of MCIA Training Centre	Detailed Engineering Design of MCIA Training Centre	217	-		217		217	217				
5		MCIA		Detailed Engineering Design (DED) for the New Market of Ainaro Phase I, Maliana Phase II and Manatuto Phase II	Detailed Engineering Design (DED) for the New Market of Ainaro Phase I, Maliana Phase II and Manatuto Phase II	209	209		-			-				
6		MAE		Detailed Engineering Design (DED) and Construction Supervision Services for The Three Project : The New Building for the Município de Manatuto, New Building for the Assembleia Municipal de Manatuto and Rehabilitation of Saututo Residence	Detailed Engineering Design (DED) and Construction Supervision Services for The Three Project : The New Building for the Município de Manatuto, New Building for the Assembleia Municipal de Manatuto and Rehabilitation of Saututo Residence	493	468		25		25	25				
7		MAPCS / SECOM		Detail Design for Press Conference Office Building	Detail Design for Press Conference Office Building	200	76		124		10	10	114			
8		MAPCS / SECOM		Rehabilitação dos Estudos e Escritório da RTTL, EP	Rehabilitação dos Estudos e Escritório da RTTL, EP				-			-				
9		MDS/MOF		Financial Advisory Services Agreement between Government of Timor-Leste and International Finance Corporation on Health Diagnostic Services PPP Project	Financial Advisory Services Agreement between Government of Timor-Leste and International Finance Corporation on Health Diagnostic Services PPP Project	333	111	222	-		-	-				
10		Mds/MOF		Financial Advisory Services Agreement between Government of Timor-Leste and International Finance Corporation on Health Diagnostic Services PPP Project (II)	Financial Advisory Services Agreement between Government of Timor-Leste and International Finance Corporation on Health Diagnostic Services PPP Project (II)	444	-		444		52	52	392			
11		MAE		Estudos e Desenho do Novo Edifício Arquivo Nacional	Estudos e Desenho do Novo Edifício Arquivo Nacional				-			-				
12		MTAC		Museu do Aipelo e Centro Cultural de Liquiçá	Museu do Aipelo e Centro Cultural de Liquiçá		-		-			-				
13		MTAC		Museu de Dair	Museu de Dair				-			-				
14		MdF		Preparasaun Desenho Detalhado ba Estrada, Electricidade e Aguas ba Funcionamento Porto Tibar	Preparasaun Desenho Detalhado ba Estrada, Electricidade e Aguas ba Funcionamento Porto Tibar	1,700	-		1,700		570	570	130	1,000		
15		MAP		Estudo de Viabilidade para Projeto de Infraestrutura	Estudo de Viabilidade para Projeto de Infraestrutura	273	182		92			-				
16		MOP		Preparasaun Desenho ba Konstrusaun moru protesaun ba Ponte	Preparasaun Desenho ba Konstrusaun moru protesaun ba Ponte				-		50	50	200	250	500	
17		MOP		Supervisaun ba Konstrusaun Estrada 12 Pakote iha Municipiu 2020(224,7 km)	Supervisaun ba Konstrusaun Estrada 12 Pakote iha Municipiu 2020(224,7 km)				-		50	50	200	250	500	
18		MOP		Estudo no Preparasaun Desenho Estradas Municipais	Estudo no Preparasaun Desenho Estradas Municipais				-		50	50	200	250	500	
19		MOP		Estudo no Preparasaun Desenho Detalhado ba Pontes	Estudo no Preparasaun Desenho Detalhado ba Pontes				-		50	50	200	250	500	
20		MOP/MOF		Habitasau Eksesivel (PPP-Servicos preparativos desenho e estudo (Resettlement Site Clearance)	Habitasau Eksesivel (PPP-Servicos preparativos desenho e estudo (Resettlement Site Clearance)				-		120	120	380	500		
21		MCIA		Turismo relacionada infraestruturas (PPP-Servicos preparatorios desenho e estudos)	Turismo relacionada infraestruturas (PPP-Servicos preparatorios desenho e estudos)				-		50	50	400	150		
22		Court		Review Design of Supreme Court & Justice	Review Design of Supreme Court & Justice				-		50	50	100			

Annex 4 (continuation)

No.	Codigo	Dono de Projecto	Nome de Projecto	Nome de Sub Projecto	Companhia	Valor de Contrato	Total Pagamento acumulado até Dezembro de 2018	Total Despesas Actual Orçamento de 2019	Saldo Actual até Dezembro 2019	Total Despesas Jan - Julho de 2020	Total Despesas Estimativo Agosto - Dez de 2020	Alocação de Orçamento Final de 2020	Alocação de Orçamento de 2021	Alocação de Orçamento de 2022	Alocação de Orçamento de 2023	Alocação de Orçamento de 2024
						(\$'000)	(\$'000)	(US\$)	(US\$)	(\$'000)	(\$'000)	(\$'000)	(\$'000)	(\$'000)	(\$'000)	(\$'000)
Program Preparação de Desenhos e Supervisao-Novos Projectos (Codigo: 8090501)						16,034	2,044	222	13,768	-	2,161	2,161	11,246	6,300	2,150	-
23	8090501	Court	Preparação de Desenhos e	Preparasaun Estudo no Desenho Detalhado ba Edificio Tribunal Distrital	Preparasaun Estudo no Desenho Detalhado ba Edificio Tribunal Distrital				-		-	-	150	100		
24		PN		Estudo no Preparasaun Desenho Detalhado ba Edificio PARLAMENTU NACIONAL	Estudo no Preparasaun Desenho Detalhado ba Edificio PARLAMENTU NACIONAL			-	-	250	450					
25		MOP		Preparasaun Estudo no Desenho ba Edificio IPG	Preparasaun Estudo no Desenho ba Edificio IPG			-	-	300	300					
26				Nova proposta de projeto para estudo e dezenho para 2020			-									
27		MOP		Construsaun Ponte Samalari (Laga-Bagia)	Construsaun Ponte Samalari (Laga-Bagia)	1,000		1,000	100	100	650	350				
28		MOP		Construsaun Ponte Sana (Uatulari - Laisurulai)	Construsaun Ponte Sana (Uatulari - Laisurulai)	1,000		1,000	100	100	650	350				
29		MOP		Construsaun Ponte Sumako (Lacluta Uma Tolu)	Construsaun Ponte Sumako (Lacluta Uma Tolu)	600		600	100	100	290	210				
30		MOP		Construsaun Ponte Maloa 5 (Matadoru- RTK)	Construsaun Ponte Maloa 5 (Matadoru- RTK)	900		900	100	100	560	240				
31		MOP		Construsaun Ponte Comoro Mota Ulun (Dili - Aileu)	Construsaun Ponte Comoro Mota Ulun (Dili - Aileu)	1,500		1,500	100	100	1,000	750	150			
32		MOP		Construsaun Ponte Suco Liurai (Aileu - Liquidoe)	Construsaun Ponte Suco Liurai (Aileu - Liquidoe)	1,000		1,000	100	100	750	250				
33		MOP		Construsaun Ponte Maubara 1 (Liquica)	Construsaun Ponte Maubara 1 (Liquica)	800		800	100	100	550	230				
34		MOP		Construsaun Ponte Bera Railaco (Railaco Kraik- Railaco Leten)	Construsaun Ponte Bera Railaco (Railaco Kraik- Railaco Leten)	100		100		-	90	10				
35		MOP		Construsaun Ponte Tutuluro (Same - Fahi Nehan)	Construsaun Ponte Tutuluro (Same - Fahi Nehan)	1,500		1,500		-	1,350	150				
36		MOP		Construsaun Ponte Sanfuk (Suai)	Construsaun Ponte Sanfuk (Suai)	600		600		-	540	60				
37		MOP		Construsaun Ponte Mota ain (100m)	Construsaun Ponte Mota ain (100m)	1,000		1,000		-	900	100				
38		MOP		Redesign Ponte Hinode 2 (250m)	Redesign Ponte Hinode 2 (250m)	1,000		1,000		-	900	100				
Program Preparação de Estudo de Fesibilidade para Projeto de Infraestrutura (Codigo: 8090501)						5,012	-	-	5,012	-	1,468	1,468	2,437	900	500	-
1	Novo	MOP / MPO / LM	Estudo de Fesibilidade para Projeto de Infraestrutura	Estudo de Fesibilidade para Projeto de Infraestrutura	Estudo de Fesibilidade para Projeto de Infraestrutura	3,000			3,000		500	500	1,500	500	500	
2		MAPCS		Estúdos Viabilidade para construçao e supervisao edificio Escritório da RTTL, EP e TATOLI Agencia IP.	Consulting Services for Feasibility Study of the New Buildings for RTTL P.E and Tatoli P.I. (RFP/055/MRLAP-2019)	212		212	201.60	202	11					
3		PN		EstúdosViabilidade para construçao e supervisao edificio Escritório Parlamento Nacional	EstúdosViabilidade para construçao e supervisao edificio Escritório Parlamento Nacional	500	-	500	167	167	326					
4		MAP		Feasibility study and Detailed Design of Dam Scheme in Timor-Leste	Feasibility study and Detailed Design of Dam Scheme in Timor-Leste	500		500	100	100	300	100				
5		MCdAE / INDMO		Estúdos Viabilidade para Konstrusaun excelencia ba Mao de Obra Kualifikada (SEMK)/Timor-Leste Center of Excellence for Qualified Workforce (TL-CEQW)	Estúdos Viabilidade para Konstrusaun excelencia ba Mao de Obra Kualifikada (SEMK)/Timor-Leste Center of Excellence for Qualified Workforce (TL-CEQW)	200		200	200	200	150					
6		MTCI		Projetu parke industria iha Vatuovou, Liquica	Projetu parke industria iha Vatuovou, Liquica	600		600	300	300	150	300				

Annex 5: List of Road projects for emergency implementation from 2013 (total 8 projects), BL-8090118

No	Município	Dono de Projecto	Nome de Projeto	Companhia	Valor de Contrato	Total Pagamento acumulado até Dezembro de 2018	Total Despesas Actual Orçamento de 2019	Saldo Actual até Dezembro 2019	Total Despesas Jan - Julho de 2020	Total Despesas Estimativo Agosto - Dez de 2020	Alocação de Orçamento Final de 2020	Alocação de Orçamento de 2021	Alocação de Orçamento de 2022	Alocação de Orçamento de 2023
					US\$	US\$	(US\$)	(US\$)	US\$	US\$	US\$	US\$	US\$	US\$
Anexo 5: Construção de estrada de emergência implementado em 2013 (Codigo: 8090118)														
VIQUEQUE														
1	Viqueque	MOP	Emergency work package caused by climate change on June 2013 (Gabion protection works in Lamak Laran) Municipio Viqueque	Consorcio Unidos Genero, Lda	75,261	66,229	-	9,031	-	9,032	9,032			
			Sub Total		75,261	66,229	-	9,031	-	9,032	9,032	-	-	-
MANUFAHI														
1	Manufahi	MOP	Emergency proposed for the new construction of bridge with retaining wall in Area Wee Kakau Oan 1	Consorcio Alcafer Lda	406,144	-	-	406,144	-	-	-	257,400	100,007	48,737
2	Manufahi	MOP	Emergency proposed for the new constructioin of bridge box protection with retaining wall in Area Wee Kakau Oan 2	Consorcio Nacional Manufahi Lda	553,599	42,900	-	510,699	-	45,000	45,000	245,000	224,268	66,432
3	Manufahi	MOP	Emergency proposed for the new construction of bridge, gabion box protection with retaining wall in area fahiluhan, holarua, posto Same, Municipio Manufahi	Consorcio Instabe unip. Lda	419,278	-	-	419,278	-	25,000	25,000	254,000	89,965	50,313
4	Manufahi	MOP	Emergency proposed for new construction of bridge, gabions box protection with retaining wall in area Beao, Fatu Besi	Consorcio Nacional ba futuro Unip.Lda	468,687	45,939	56,525	366,223	-	60,000	60,000	250,000	56,242	
5	Manufahi	MOP	New construction of bridge with retaining wall in area we bikas	Consorcio Unimafa Lda	377,956	45,458	-	332,498	-	50,000	50,000	237,000	45,355	
6	Manufahi	MOP	Emergency proposed for the new construction of bridge, gabions box protection with retaining wall in Area Fatuk Mutin	Consorcio Fatu Ledu unip. Lda	451,569	-	-	451,569	-	-	-	252,000	145,381	54,188
			Sub Total		2,677,234	134,297	56,525	2,486,412	-	180,000	180,000	1,495,400	661,217	219,671
Konsultant														
1	Multi	MOP	Design and Construction Supervision Services Emergency Package Project for the year 2013 Municipalities of Covalima, Ainaro and Manufahi	Maun Alin Suai Unip Lda	379,631	280,852	38,418	60,361	-	30,000	30,000	30,361		
			Sub Total		379,631	280,852	38,418	60,361	-	30,000	30,000	30,361	-	-
8			Total		3,132,125	481,378	94,943	2,555,804	-	219,032	219,032	1,525,761	661,217	219,671

Annex 6: Rehabilitation of roads Dili-Manleuana-Solerema-Aileu 15 km, (total 9 projects), BL-8090252

No	Município	Dono de Projecto	Nome de Projeto	Companhia	Valor de Contrato	Total Pagamento acumulado até Dezembro de 2018	Total Despesas Actual Orçamento de 2019	Saldo Actual até Dezembro 2019	Total Despesas Jan - Julho de 2020	Total Despesas Estimativo Agostu - Dez de 2020	Alocação de Orçamento Final de 2020	Alocação de Orçamento de 2021	Alocação de Orçamento de 2022	Alocação de Orçamento de 2023
					US\$	US\$	(US\$)	(US\$)	US\$	US\$	US\$	US\$	US\$	US\$
9 Projectos - Rabilitação de estradas Dili-Manleuana-Solerema-Aileu 15 km (Codigo: 8090252)														
1	Aileu	MOP	Rehabilitation of Beducu Sarlala Roads (Ex. Japan) Sta. 6+300 - Sta. 8+968.45	Mejori, Lda	4,451,282	1,743,142	1,217,929	1,490,210	-	957,000	957,000	534,154		
2	Aileu	MOP	Road rehabilitation project, Sarlala - Bemos - Manleuana - Timor block link, Package 1: Sta. 0+000 - Sta. 2+800	Aspalink Unip Lda	4,128,652	2,401,323	538,417	1,188,912	-	694,000	694,000	495,439		
3	Aileu	MOP	Road rehabilitation project, Sarlala - Bemos - Manleuana - Timor block link, Package 1: Sta. 2+800 - Sta. 6+300	Jonize Construction Unip Lda	4,645,457	2,284,869	717,203	1,643,385	-	1,086,000	1,086,000	557,455		
4	Dili	MOP	Aspalting Dili Beduku Sarlala-aileu (Air Terjun /Bandru Lebudoe Sta. 6+700 - 19+000	TBD - Estimasaun Valor Contract	13,000,000	-	-	13,000,000	-	-	-	5,000,000	5,000,000	3,000,000
5	Dili	MOP	Reconstruction of Roads (Ex. Japan, Dili) (Dili-Beduku-Sarlala-Aileu)(Bandru-Lebudoe Sta. 9+800-11+775)	Natureza Timor Naroman Lda	3,303,017	2,906,655	396,362	0						
6	Dili	MOP	Reconstruction of road (Ex. Japan, Dili) Location Dili - Beduku -Sarlala- Aileu (Kasnafa - urtukin) Sec. 2 Sta. 17+000-Sta. 19+750	Sun Rice Golden	3,138,362	2,691,333	367,000	80,030						
7	Dili	MOP	Rehabilitation of Beduku - Sarlala Roads Suco Fatisi Air Terjun Sta. 08+000 - Sta. 9+800	Haraya Unip. Lda	3,191,065	2,792,116	380,743	18,207						
8	Dili	MOP	Rehabilitation of Beducu Sarlala Roads Lebudoe - Baclelo Sta. 11+775-13+715	Fortuna star, Lda	3,363,010	2,959,443	403,560	7						
9	Dili	MOP	Rehabilitation of Beduku - Sarlala roads Baclelo Bemos Sta. 13+715-15+500	Britas Unip. Lda	2,853,289	2,509,625	342,222	1,442						
9			Total		42,074,135	20,288,506	4,363,436	17,422,193	-	2,737,000	2,737,000	6,587,048	5,000,000	3,000,000

Annex 7: Rehabilitation and construction of urban roads, Phase II (22 projects), BL-8090267

No	Município	Dono de Projecto	Nome de Projecto	Companhia	Valor de Contrato	Total Pagamento acumulado até Dezembro de 2018	Total Despesas Actual Orçamento de 2019	Total pagamento acumulado até Dezembro 2019	Saldo Actual até Dezembro 2019	Total Despesas Jan - Julho de 2020	Total Despesas Estimativo Agosto - Dez de 2020	Alocação de Orçamento Final de 2020	Alocação de Orçamento de 2021	Alocação de Orçamento de 2022	Alocação de Orçamento de 2023
22 Projectos - Reabilitação e construção de estradas urbanas Fase II (Codigo: 8090267)					US\$	US\$	(US\$)	(US\$)	(US\$)	US\$	US\$	US\$	US\$	US\$	US\$
1	Dili	MOP	Dili Roads and Drainage Rehabilitation, Roads Section Bidau - ANZ- Palacio Governo	Aspalink Unip Lda	3,490,503	2,764,435	265,371	3,029,806	460,697	-	415,000	415,000			
2	Dili	MOP	Dili Roads and Drainage Rehabilitation Project, Ponte Obrigado Barak to Cathedral	World Construction & Excavation Lda	1,608,571	861,556	-	861,556	747,015	-	586,000	586,000	193,029		
3	Dili	MOP	Dili Roads and Drainage Rehabilitation Hudiliran - Bairo Pite	Pereira Limitada Unipessoal Lda	4,223,035	1,906,292	-	1,906,292	2,316,744	-	500,000	500,000	909,979	650,000	506,765
4	Dili	MOP	Dili Roads and Drainage Rehabilitation Timor Block east Comoro river and intersection of futura bridge 3 west Comoro	Sangus I Unipessoal Lda	3,752,598	1,252,609		1,252,609	2,499,989		250,000	250,000	1,077,196	750,000	450,312
5	Dili	MOP	Dili Roads and Drainage Rehabilitation down stream Comoro bridge area roads	Nautetu I, II Unipessoal Lda	2,377,535	546,769	652,914	1,199,683	1,177,852	-	150,000	150,000	462,548	430,000	105,304
6	Dili	MOP	Dili Roads and Drainage Rehabilitation Ocean view (Arbiru Hotel) Comoro river down stream Comoro Bridge (North of Bridges)	G and S Unipessoal Lda	4,290,731	2,580,787		2,580,787	1,709,945	-	150,000	150,000	615,057	400,000	514,888
7	Dili	MOP	Dili Roads and Drainage Rehabilitation Cruzamento Aitarak Laran Mesid An'ur KBRI	Helmi Construction Unipessoal Lda	3,501,758	509,575	152,817	662,392	2,839,366		150,000	150,000	930,000	909,155	400,000
8	Dili	MOP	Dili Roads and Drainage Rehabilitation Palacio Presidente - Financas - Tasi Ibut	Hidayat Unipessoal Lda	3,854,769	1,181,234	77,839	1,259,073	2,595,696		150,000	150,000	821,586	833,124	300,000
9	Dili	MOP	Roads and Drainage Rehabilitation Auto Timor - Bebonuk	Hidayat Unipessoal Lda	2,417,425	367,852	96,144	463,995	1,953,430	126,754	23,246	150,000	600,000	563,339	300,000
10	Dili	MOP	Rehabilitation of Sloi Tocoluli roads Aileu	Mendith UnipLda	218,232	71,886	120,158	192,044	26,188	-	27,000	27,000			
11	Dili	MOP	New water fountain in road park (Dili District)	Tinolina Unipessoal Lda	275,564	201,805		201,805	73,759	27,519	-	27,519			
12	Dili	MOP	Dili Roads and Drainage Rehabilitation, Roads Section : Bidau Kuluhun to Maufelo Bridge	Tasi Naroman Unipessoal Lda	2,889,099	2,509,274	342,173	2,851,447	37,652						
13	Dili	MOP	Dili Roads and Drainage Rehabilitation, Roads Section: Palacio Presidente-Bairopite-Cacauidun-Tugu Pramuka	Santana Diak Unip Lda	4,266,266	3,754,314	511,952	4,266,266	0						
14	Dili	MOP	Rehabilitation of Road Toko Baru to Culuhun Sta. 0+000 - 0+750, Dili District	Voar Unipessoal, Lda	522,656	458,234	62,486	520,720	1,935						
15	Dili	MOP	Dili Roads and Drainage Rehabilitation, Roads Section: SD Fomento.-Uma Roofing Dili District	King Construction Unip. Lda	3,225,598	2,451,654	334,316	2,785,970	439,628						
16	Dili	MOP	Dili Roads and Drainage Rehabilitation, Roads Section: Timor Block JNC.-Elemloi Dili District	Funan Buras Unipessoal Lda.	1,239,285	971,222	132,439	1,103,662	135,623						
17	Dili	MOP	Dili Roads and Drainage Rehabilitation, Roads Section: Timor Block JNC.-SD Fomento	Aban Loron Futuru Unip Lda	2,963,389	1,931,668	263,409	2,195,078	768,311						
18	Dili	MOP	New Junction and turn Lane of Leader in Municipality of Dili	Hedge Construction Unipessoal, Lda	417,752	359,619	49,039	408,658	9,093						

Annex 7 (continuation)

No	Município	Dono de Projecto	Nome de Projecto	Companhia	Valor de Contrato	Total Pagamento acumulado até Dezembro de 2018	Total Despesas Actual Orçamento de 2019	Total pagamento acumulado até Dezembro 2019	Saldo Actual até Dezembro 2019	Total Despesas Jan - Julho de 2020	Total Despesas Estimativo Agosto - Dez de 2020	Alocação de Orçamento Final de 2020	Alocação de Orçamento de 2021	Alocação de Orçamento de 2022	Alocação de Orçamento de 2023
22 Projectos - Reabilitação e construção de estradas urbanas Fase II (Codigo: 8090267)					US\$	US\$	(US\$)	(US\$)	(US\$)	US\$	US\$	US\$	US\$	US\$	US\$
19	Dili	MOP	Dili Roads and Drainage Rehabilitation, Roads Section Elemloy JNC - Hudilaran JNC	Tinolina Unipessoal, Lda	4,603,144	3,974,027	541,899	4,515,926	87,218						
20	Dili	MOP	Dili Roads and Drainage Rehabilitation, Roads Section Leader - Elemloi	Hedge Construction Unipessoal Lda	1,935,713	1,397,879	190,619	1,588,498	347,216						
21	Dili	MOP	Dili Roads and Drainage Rehabilitation, Roads Section Halilaran - Matadoro - Ponte Obrigado Barak	Monte Veador Unipessoal Lda	4,425,936	3,846,742	452,677	4,299,419	126,517						
22	Dili	MOP	Dili Roads and Drainage Rehabilitation, Roads Section: Fomento I - Timor Block JNC	Lizi Construction Unipessoal, Lda	1,523,411	904,368	123,323	1,027,691	495,720						
22			Total		58,037,722	34,803,799	4,384,330	39,188,129	18,849,594	154,273	2,401,246	2,555,519	5,609,394	4,535,618	2,577,269

Annex 8: List of 11 Emergency Projects from 2013 in 5 Municipalities (Package B), BL-8090453

No	Município	Dono de Projeto	Nome de Projeto	Companhia	Valor de Contrato	Total Pagamento acumulado até Dezembro de 2018	Total Despesas Actual Orçamento de 2019	Total pagamento acumulado até Dezembro 2019	Saldo Actual até Dezembro 2019	Total Despesas Jan - Julho de 2020	Total Despesas Estimativo Agostu - Dez de 2020	Alocação de Orçamento Final de 2020	Alocação de Orçamento de 2021	Alocação de Orçamento de 2022	Alocação de Orçamento de 2023
					US\$	US\$	(US\$)	(US\$)	(US\$)	US\$	US\$	US\$	US\$	US\$	US\$
11 Projects from 38 Projecto Emergencia 2013 em 5 Municípios PACOTE B - Código: 8090453															
COVALIMA															
1	Covalima	MOP	Protection in Lalawa/Halis	Consorcio Prospeiro Covalima Lda	280,094	-	-	-	280,094	-	-	-	130,094	150,000	
2	Covalima	MOP	New construction of drainage in Suai Loro 1 (Bebusa to Suai Loro)	Consorcio Naroman Covalima, Group Lda	1,223,216	68,554	319,256	387,810	835,407	-	200,000	200,000	410,407	225,000	
3	Covalima	MOP	River normalization and protection in Fatuk Oan	Consorcio Lorico Covalima	482,705	362,886	-	362,886	119,819	-	119,819	119,819			
4	Covalima	MOP	Emergency-River normalization and road protection Ogues	Consorcio Tubun Esperanca	566,988	244,206	-	244,206	322,782	-	80,000	80,000	157,783	84,999	
5	Covalima	MOP	Emergency new construction of bridge, gabions and normalization in Busakun	Consorcio Zemo Lda	970,974	429,861	-	429,861	541,114	-	270,000	270,000	271,114		
			Sub Total		3,523,977	1,105,507	319,256	1,424,763	2,099,215	-	669,819	669,819	969,398	459,999	-
AINARO															
1	Ainaro	MOP	Slope protection and road normalization works at Betama Casa Area 7	Consorcio mada unidade	117,507	-	-	-	117,507	-	-	-	60,000	57,508	
			Sub Total		117,507	-	-	-	117,507	-	-	-	60,000	57,508	-
MANUFAHI															
1	Manufahi	MOP	Emergency proposed for the New construction of drain channel with pipe culvert in area Lalika, Betano, Same	Consorcio Cablaki Oan Lda	363,040	87,789	258,478	346,267	16,773	-	16,773	16,773			
2	Manufahi	MOP	Emergency new construction of gabion box protection random fill in area Lacio, Baria Laran, Uma Berloik, Alas	Consorcio 1912 MF Lda	440,564	328,590	-	328,590	111,974	-	60,000	60,000	51,975		
3	Manufahi	MOP	Emergency proposed for the new construction of gabion box protection with retaining wall in area La-Diki, Letefoho, Same	Consorcio Habain Lda	22,019	-	-	-	22,019	-	-	-	22,019		
4	Manufahi	MOP	Emergency New Construction of Pipe Culvert, Gabion box with retaining wall, Kaikasa, Manufahi District	Consorcio Anley Reslao, Lda	332,870	60,010	255,875	315,885	16,985						
5	Manufahi	MOP	New Construction of Gabion with Random fill and Retaining wall, Carauulun, Manufahi District	Consorcio Nacional Samdil Lda	919,253	771,493	147,760	919,253	-						
			Sub Total		2,077,746	1,247,882	662,113	1,909,995	167,751	-	76,773	76,773	73,994	-	-
11			Total		5,721,404	2,353,388	983,543	3,336,931	2,384,473	-	746,592	746,592	1,103,391	517,507	-

Annex 9: List of 21 Emergency Projects for Roads, BL-8090454

No	Município	Dono de Projeto	Nome de Projeto	Companhia	Valor de Contrato	Total Pagamento acumulado até Dezembro de 2018	Total Despesas Actual Orçamento de 2019	Total pagamento acumulado até Dezembro 2019	Saldo Actual até Dezembro 2019	Total Despesas Jan - Julho de 2020	Total Despesas Estimativo Agosto - Dez de 2020	Alocação de Orçamento Final de 2020	Alocação de Orçamento de 2021	Alocação de Orçamento de 2022	Alocação de Orçamento de 2023	Alocação de Orçamento de 2024
					US\$	US\$	(US\$)	(US\$)	(US\$)	US\$	US\$	US\$	US\$	US\$	US\$	US\$
21 Projectos from 34 Projecto Estradas de Emergencia PACOTE C - (Codigo: 8090454)																
1	Baucau	MOP	Rehabilitasaun Estrada Venilale - Hatulia - Uaimori fase 0+000-10+300, Baucau Municipality	Ruvic unip, Ida	4,897,636	806,110	204,260	1,010,370	3,887,266	175,521	150,000	325,521	875,000	875,000	874,029	762,195
2	Baucau	MOP	Rehabilitation of Road Section: Hatulia - Uaimori Road Package 2 Sta. 10+300-Sta. 15+475 in Baucau	Uma Liurai unip, Ida	3,664,123	555,267	52,112	607,379	3,056,744	-	150,000	150,000	700,000	700,000	717,049	789,695
3	Baucau	MOP	Rehabilitasaun Estrada Venilale - Hatulia - Uaimori fase 15+476-20+625	Bihaltur Unip, Ida	2,073,894	188,465	-	188,465	1,885,429	-	150,000	150,000	380,000	380,000	376,562	598,867
4	Baucau	MOP	Rehabilitasaun Estrada Venilale - Hatulia - Uaimori fase 20+625-25+775	Loke Matan unip, Ida	2,455,167	-	171,752	171,752	2,283,415	-	150,000	150,000	500,000	500,000	488,795	644,620
5	Baucau	MOP	Rehabilitasaun Estrada Venilale - Hatulia - Uaimori fase 25+775-30+880	Cburela unip,Ida	1,949,918	-	234,668	234,668	1,715,250	-	150,000	150,000	325,000	325,000	331,261	583,989
6	Covalima	MOP	Rehabilitation of Roads 5.400 Km (0+000-5+400) Aldeia Leogore to Aldeia iha Roads Covalima Municipality	Maun Alin Suai, Unip.Lda	955,723	656,137	-	656,137	299,585	-	184,899	184,899	114,687			
7	Covalima	MOP	Rehabilitation of Mota Masin to Heimanu Road Sta. 0+000-6+300 Municipality of Covalima	Grupo Nacional de Desenvolvimento (GND) Lda	4,941,275	2,559,545	-	2,559,545	2,381,730	1,760,481	590,000	2,350,481				
8	Covalima	MOP	Reh. Mota Masin to Haemanu Roads Sta. 6+300-11+900	Victoria Const. Unip. Lda	4,392,244	3,324,938	-	3,324,938	1,067,306	481,603	520,000	1,001,603				
9	Covalima	MOP	Reh. Mota Masin to Haemanu Roads Sta. 11+900-17+500	Rubic Unip. Lda	4,392,244	3,309,851	-	3,309,851	1,082,393	518,121	522,000	1,040,121				
10	Covalima	MOP	Reh. Mota Masin to Haemanu Roads Sta. 17+500-23+800	Expres Distribution Services Unip. Lda	4,941,275	495,866	3,598,725	4,094,591	846,684	80,915	593,000	673,915				
11	Covalima	MOP	Reh. Mota Masin to Haemanu Roads Sta. 23+800-30+100	Bobolait Lda	4,941,275	3,636,645	-	3,636,645	1,304,629	684,783	593,000	1,277,783				
12	Covalima	MOP	Reh. Mota Masin to Haemanu Roads Sta. 30+100-35+000	Holgapa Lda	3,843,214	798,113	2,581,823	3,379,937	463,277	-	462,000	462,000				
13	Covalima	MOP	Reh. Mota Masin to Haemanu Roads Sta. 35+000-40+000	Star King Unip. Lda	3,921,646	2,675,471	-	2,675,471	1,246,176	495,553	471,000	966,553	470,598			
14	Dili	MOP	Road and Drainage Rehabilitation Project Aimutin to Manleuana	Aspalink	2,238,075	404,231	1,226,812	1,631,043	607,032	-	339,000	339,000	268,569			
15	Dili	MOP	New Construction of Median Line Lider-Elemloi, Timor Block-Elemloi, Elemloi-Hudilaran, Fomento 1-Timor Block, Timor Block-SD Fomento	Tino Lina Unip. Lda	776,622	347,740	308,915	656,656	119,967							
16	Dili	MOP	New Construction of Dili Road and Drainage (Asgor Junction to Bemos)	Starking Const Unip Lda	3,401,312	2,993,155	408,157	3,401,312	-							
17	Ermera	MOP	Ermera - Hatulia Roads rehabilitation phase I Sta 12+000-16+000	Holgapa Lda	4,582,997	1,751,072	573,478	2,324,551	2,258,446	80,664	200,000	280,664	500,000	508,486	549,960	338,672
18	Ermera	MOP	Emergency Works Bugasa Gleno in Ermera Municipality	Vilagem Construction Unipessoal.Lda	159,147	42,966	116,180	159,147	(0)							
19	Ermera	MOP	Emergency WorksTalikutu-Lauwata- Humboe, Ermera Municipality	Vilagem Construction Unipessoal.Lda	253,069	171,441	81,628	253,069	(0)							
20	Ermera	MOP	Ermera-Hatolia Roads Rehabilitation Road Section Sta 12+000 - Sta 22+000 Phase 1 (Sta 12+000 To Sta 16+000)	Shabryca Construction Unipessoal .Lda	4,652,973	3,734,654	918,319	4,652,973	0							
21	Ermera		Emergency New Construction of Stone Masonry Retaining wall Area in Lauala River Municipality of Ermera	Mejori, Lda	1,297,561	1,141,853	155,707	1,297,561	(0)							
21			Total		64,759,171	29,593,521	10,660,322	40,253,843	24,505,328	4,277,642	5,224,899	9,502,541	4,133,854	3,288,486	3,337,656	3,718,038

Annex 10: List of 32 Projects for Roads in 12 Municipalities, BL-8090455

No	Município	Dono de Projecto	Nome de Projeto	Companhia	Valor de Contrato	Total Pagamento acumulado até Dezembro de 2018	Total Despesas Actual Orçamento de 2019	Saldo Actual até Dezembro 2019	Total Despesas Jan - Julho de 2020	Total Despesas Estimativo Agosto - Dez de 2020	Alocação de Orçamento Final de 2020	Alocação de Orçamento de 2021	Alocação de Orçamento de 2022	Alocação de Orçamento de 2023	Alocação de Orçamento de 2024
					US\$	US\$	(US\$)	(US\$)	US\$	US\$	US\$	US\$	US\$	US\$	US\$
32 Projectos husi 60 Projecto Esdradas Implementa iha 12 Municipios (Codigo: 8090455)															
1	Ainaro	MOP	Slope Protection (Gabion) at Queca Mau area 14	Consortio Maumo Unip Lda	125,249	110,220	-	15,030	-	15,030	15,030				
2	Ainaro	MOP	Construction of Gabions in Maumali River -Soro Ainaro District	Suru Lau Unip. Lda	262,388	225,588	25,065	11,734							
3	Baucau	MOP	Mulia Quelikai Road	Wingstone Const. Lda JV PT. Putra Mas Pratama	3,420,212	368,000	668,731	2,383,481	-	400,000	400,000	700,000	700,000	583,481	
4	Baucau	MOP	Baguia Samalari	Quantum Leap Unip.Lda JV PT Dian Nusa Lestari	1,500,000	-	-	1,500,000	-	-	-				
5	Baucau	MOP	Emergency Box Culvert Samalari Baguia	Caidilale Unip.Lda	209,022	-	-	209,022	-	-	-				
6	Bobonaro	MOP	Reh.Estradas Ex Kodim Maliana (STA 0+000 - 2+150)	Leomal Unip.Lda	691,067	211,520	25,362	454,184	-	385,078	385,078	69,107			
7	Bobonaro	MOP	Emergency Acces Roads in Bobonaro Municipality (Maliana to Cailaco)	Vamelda Unipesoal Lda	779,277	286,858	389,160	103,259	9,746	83,767	93,513				
8	Bobonaro	MOP	Power Plant Maliana Sub District	Qken Const.Unip.Lda	524,379	380,245	-	144,134	-	92,283	92,283	51,852			
9	Bobonaro	MOP	Cleaning andion of Airport Maliana Compac	Bobolait Lda	70,388	61,942	-	8,447	-	8,447	8,447				
10	Bobonaro	MOP	Construction of Mabilgo bridge, Municipality of Maliana	Centeliziumen Unip. Lda	123,572	105,867	-	17,706	-	14,829	14,829				
11	Bobonaro	MOP	Emergency Access Road in Lolotoe, Municipio Bobonaro	Holgapa, Lda	241,320	212,361	28,958	(0)							
12	Covalima	MOP	Rehabilitation of Haemano-Zumalai Road (0+000-20+316) Phase I	WTJ Contraction Unipesoal Lda	3,445,878	1,795,969	856,147	793,762	49,852	250,148	300,000	288,439			
13	Covalima	MOP	Upgrading of Cassa-Zumalai Roads Jct. Zumalai-Harekain Road (Km 00+000-Km 04+000), Municipality of Covalima	Clardel Interprice Unip Lda	3,026,313	550,204	1,284,833	1,191,276	-	400,000	400,000	363,158			
14	Covalima	MOP	Emergency project for alternative Road of Zumalai-Lepo Sta. 18 060 - 18 520 in Covalima Municipality	Aitula Construction and Electrical Lda	126,590	-	-	126,590	-	-	-	-			
15	Dili	MOP	Dili Roads and Drainage Reh.Project Road Section Canosa Mercado Manleu	Santana Diak Unipesoal Lda	600,000	-	-	600,000	-	-	-	500,000	100000		
16	Dili	MOP	Construction of Jct. Dare-Manumetan Raihun road Sta. 0+000-6+360	Meteor Unip.Lda	4,032,232	1,135,766	-	2,896,466	1,654,504	300,000	1,954,504	483,868			
17	Dili	MOP	Rehabilitation Jct Area Branca-Hera	Fitun Diak Unip.Lda	2,549,134	1,112,426	1,130,812	305,896	-	305,897	305,897				
18	Dili	MOP	Additional Drainage Colmera	Hailala Unip.Lda	7,050	6,345		705	-	705	705				
19	Dili	MOP	Dili Roads and Drainage Reh. Rotunda Mercado Lama-Ponte Comoro (Variation Order)	Suai Indah Const Lda	999,877	485,972		513,905	-	50,000	50,000	293,920	119,985		
20	Dili	MOP	Protection Stone Masonry of Meti-aut River, Area in Bidau, Municipality of Dili	Risa Construction Unip, Lda	78,716	69,270	-	9,446	-	9,446	9,446				
21	Dili	MOP	Comoro Power Plant CCTV	SM Bark Technolgy Ltd	1,152,956	902,591	-	250,365	-	112,010	112,010	138,355			

Annex 10 (continuation)

No	Município	Dono de Projecto	Nome de Projeto	Companhia	Valor de Contrato	Total Pagamento acumulado até Dezembro de 2018	Total Despesas Actual Orçamento de 2019	Saldo Actual até Dezembro 2019	Total Despesas Jan - Julho de 2020	Total Despesas Estimativo Agosto - Dez de 2020	Alocação de Orçamento Final de 2020	Alocação de Orçamento de 2021	Alocação de Orçamento de 2022	Alocação de Orçamento de 2023	Alocação de Orçamento de 2024
					US\$	US\$	(US\$)	(US\$)	US\$	US\$	US\$	US\$	US\$	US\$	US\$
32 Projectos husi 60 Projecto Esdradas Implementa iha 12 Municipios (Codigo: 8090455)															
22	Dili	MOP	Reconstruction of Road Ex. Japan (Dili-Beduku-Sarlala-Aileu Sta. 15+500 - 17+000) in Municipality of Dili	Mota Loes Unipessoal, Lda	3,477,535	3,052,796	416,290	8,449							
23	Dili	MOP	Dili Road and Drainage Rehabilitation Bidau Lecidere - Tahu Laran, Dili Municipality	Dili Unted Construction Unipessoal, Lda	1,185,956	1,038,472	141,610	5,874							
24	Ermera	MOP	Rehabilitation Marobo to Hatolia Roads Package 2 (5+200 - 10+000 km)	Faneki Unip.Lda	4,853,396	1,033,845	790,906	3,028,645	195,701	250,000	445,701	750,000	796,237	582,408	258,597
25	Ermera	MOP	Rehabilitation Of Ermera-Hatolia Roads Phase 3 (Sta 20+000 To Sta 22+634) Ermera Municipality Timor-Leste	Heavy Duty Service Unipessoal,Lda	3,150,737	1,265,058	1,885,679	0							
26	Ermera	MOP	Rehabilitation Of Ermera-Hatolia Roads Phase 2 (Sta 16+000 To Sta 20+000) Ermera Municipality Timor-Leste	Tifoho Construction Unipessoal, Lda	4,141,890	2,030,345	2,111,545	0							
27	Ermera	MOP	Gleno Road Performance (Restouracao independencia) de RDTL, 20 de Maio de 2016) Ermera Municipality	Carya timor Leste, Lda	4,037,129	3,456,605	471,355	109,168							
28	Ermera	MOP	Reh. Of Fatuquero Roads (3 km)	Bobolait Unip.Lda	1,699,420	645,765	1,049,277	4,378							
29	Lautem	MOP	Additional Emergency Iliomar Roads	Resister Unip.Lda	64,189	48,771		15,418	-	15,418	15,418				
30	Manatuto	MOP	Emergency Rehabilitation Project in Subao Boo, Municipio Manatuto	Sahan I Unip.Lda	3,315	2,983		331	-	332	332				
31	Manatuto	MOP	Road Rehabilitation of Metinaro Hatucona - Lacio (KM. 0+000 - 6+000) in Dili & Manatuto Municipality	Gorubu Diak, Lda JV Arquiris Unipessoal, Lda	4,996,399	3,867,500	894,892	234,008							
32	Manufahi	MOP	Open new road turiscas mota belihun	Aldepo Murak Unipessoal, Lda	3,413,041	675,868	164,998	2,572,174	-	200,000	200,000	600,000	701,268	461,341	409,565
32			Total		54,998,397	25,148,923	12,345,394	17,513,852	1,909,803	2,893,390	4,803,193	4,238,698	2,417,490	1,627,230	668,162

Annex 11: List of 135 Projects for Rehabilitation of Roads in 12 Municipalities (Approved by CAFI in July 2017)

No	Município	Nome de Projeto	Companhia	Montante contrato e Resultado de verificação do ADN	Total Pagamento acumulado até Dezembro de 2018	Total Despesas Actual Orçamento de 2019	Saldo Actual até Dezembro 2019	Total Despesas Jan - Julho de 2020	Total Despesas Estimativo Agosto - Dez de 2020	Alocação de Orçamento Final de 2020	Alocação de Orçamento de 2021	Alocação de Orçamento de 2022	Alocação de Orçamento de 2023	Alocação de Orçamento de 2024
				(US\$)	(US\$)	(US\$)	(US\$)	US\$	US\$	US\$	(US\$)	(US\$)	(US\$)	(US\$)
Rehabilitaçaun Estrada Pakote 135 projeto em 11 Municípios														
1	Baucau	Venilale Uailoly	Delima Group	1,000,000		-	1,000,000	-	-	-	500,000	250,000	150,000	100,000
2		Jct Triloka -jct Fatumaca-jct Venilale Ch.0+000-6+025	Domin Timor Diak, Lda	3,599,952	207,434	238,892	3,153,626	-	200,000	200,000	800,000	800,000	693,631	659,995
3		Jct. Triloka -jct Fatumaca-jct Venilale Ch.6+025-12+075	Gihon Unip, Lda	3,450,867	205,160	373,390	2,872,317	-	200,000	200,000	1,000,000	859,390	512,927	300,000
				8,050,819	412,594	612,283	7,025,942	-	400,000	400,000	2,300,000	1,909,390	1,356,558	1,059,995
1	Covalima	Reh. Of Road from Haemanu Bridge Jct Zumalai sta. 05+020-10+140	Nobre Labadai Unipessoal, Lda	3,802,446	637,062	1,972,037	1,193,347	652,597	160,506	813,103	380,245			
2		Reh. Of Road from Haemanu Bridge Jct Zumalai sta. 10+140-15+180	Star Suai, Lda	3,461,708	-	383,054	3,078,655	-	500,000	500,000	950,000	732,484	550,000	346,171
3		Reh. Of Road from Haemanu Bridge Jct Zumalai sta. 15+180-20+316	Aitula Construction, Lda	3,898,397	373,194	2,314,899	1,210,304	-	820,465	820,465	389,840			
4		Rehabilitation estrada jct Tilomar - jct Fatumea (0+000-4+775)	Karya Agung Unipessoal, Lda	3,043,529	-	2,738,116	305,413	-	304,353	304,353				
5		Rehabilitation of be'e mean roads	Roman Junior Unipessoal, Lda	3,645,871	473,278	1,908,920	1,263,673	-	899,086	899,086	364,588			
6		Construction Open New Road Belulic Leten to Belulic Craic for Patrolling the Border Sta. 0+000 - Sta. 9+160	Be'e horis, Unip. Lda	3,407,675	803,417	1,011,995	1,592,262	-	600,000	600,000	651,495	340,768		
7		Emergency Kamanasa River	Jufado Unipessoal, Lda	613,679	-	-	613,679	-	-	-	402,311	150,000	61,368	
8		Rehabilitation Estrada urbanas Covalima I (0+00-7+750) CH-01 -CH-02	Jonize Construction Unipessoal Lda	4,487,106	2,536,141	983,248	967,718	-	519,007	519,007	448,711			
9		Rehabilitation Estrada urbanas Covalima II (0+00-7+575) CH-03 -CH-07	Mejori Unipessoal, Lda	3,301,268	-	2,265,906	1,035,362	-	705,235	705,235	330,127			
10		Rehabilitation Estrada urbanas Covalima III (0+00-9+541)	Nananiu Unipessoal Lda	4,255,553	3,605,151	138,066	512,336	-	512,337	512,337				
11		Rehabilitaçaun Estrada Rural HasAin - iLa, Maucatar	Tatamero Unip. Lda	1,250,578	-	-	1,250,578	-	-	-	425,520	500,000	200,000	125,058
12		Emergency Haemanu river	Maun Alin Suai Unipessoal, Lda	3,126,530	-	-	3,126,530	-	-	-	750,000	901,224	962,653	512,653
13		Emergency Tafara River	Laloran Fronteira Unipessoal, Lda	1,866,751	-	-	1,866,751	-	-	-	600,000	600,000	480,075	186,676
14		Rehabilitation of Tashilin to Culu Oan Road (Sta. 0+000-7+875)	WTJ Construction Lda	3,370,533	-	-	3,370,533	-	-	-	950,000	950,000	933,480	537,054
15		Continuasaun of Gabion Box in Lela 2 Maukatar Covalima	Consorcio Lakirin Ghol, Lda	277,512	-	-	277,512	-	-	-	199,760	50,000	27,752	
				43,809,137	8,428,243	13,716,241	21,664,652	652,597	5,020,989	5,673,586	6,842,597	4,224,476	3,215,328	1,707,612
1	Manufahi	Protecaun lacio river Manufahi	Arang Huhung Const. Unip. Lda	774,499	-	419,192	355,306	277,857	0	277,857	77,450			
2		New Construction of Sukaer Oan River cyclop Concrete Reteining Wall and Gabion	Consorcio National Samdil, Lda (CNS)	3,985,902	-	213,825	3,772,077	-	100,000	100,000	1,000,000	1,000,000	973,487	698,591
3		Construction Gabions Welala River	Quintas das Flores Unip.Lda	962,000	-	-	962,000	-	-	-	350,000	365,800	96,200	
				5,722,401	-	633,018	5,089,384	277,857	100,000	377,857	1,427,450	1,365,800	1,069,687	698,591

Annex 11 (continuation)

No	Município	Nome de Projeto	Companhia	Montante contrato e Resultado de verificação do ADN	Total Pagamento acumulado até Dezembro de 2018	Total Despesas Actual Orçamento de 2019	Saldo Actual até Dezembro 2019	Total Despesas Jan - Julho de 2020	Total Despesas Estimativo Agostu - Dez de 2020	Alocação de Orçamento Final de 2020	Alocação de Orçamento de 2021	Alocação de Orçamento de 2022	Alocação de Orçamento de 2023	Alocação de Orçamento de 2024
				(US\$)	(US\$)	(US\$)	(US\$)	US\$	US\$	US\$	(US\$)	(US\$)	(US\$)	(US\$)
Rehabilitasaun Estrada Pakote 135 projeto em 11 Municípios														
1	Dili	Additional Dili roads and drainage rehabilitation project road Palacio Presidente Bidau Lecidere	Montana Diak Unip Lda	408,845	-	-	408,845	-		-	408,846			
2		Dili Road and Rehabilitation Bairro Pite (0+000-1+082)	Santana Diak Unipessoal Lda	942,672	821,110	-	121,561	-	91,235	91,235				
3		Dili road and Drainage Rehabilitation Palapaso, Farol, Pantai Kelapa (0+000-1+625)	Super Jaya Unipessoal, Lda	1,758,313	-	1,751,118	7,194	-	-	-				
4		Dili road and Drainage rehabilitation terminal becora mota ulun	Santana Diak, Unip. Lda	2,109,815	-	37,977	2,071,839	1,860,857	210,982	2,071,839	-			
5		Rental equipment clean up river	Montana Diak, UnipLda	184,053	165,648	-	18,405	-	18,406	18,406				
6		Bedois river	JRM JV DRQ, Unip. Lda	862,117	-	217,868	644,249	89,412	150,000	239,412	404,838			
7		Rehabilitasaun estrada becora mota ulun (0+000-1+215)	Meteor, Unip. Lda	1,653,369	-	1,488,032	165,337	-	165,337	165,337		-		
8		Maufelo river /Taibesi	Jonize Construction Unipessoal, Lda	1,852,022	506,730	915,422	429,869	-	244,668	244,668	185,203			
9		Sabraka laran becora to'o carau mate (0+000-3+525)	Ina Lou Unip Lda	2,287,840	-	-	2,287,840	655,831	200,000	855,831	903,225	528,784		
10		Construction of Roads Fatuahi to Darlau (0+000-6+473)	Loron Foun Unip Lda	1,089,328	-	539,424	549,904	417,965	109,000	526,965				
11		New Design of Median Line Garden from Leader - Elemloi & Hudi Laran-Timor Block	Delta Flores Unipessoal, Lda	684,334	275,034	158,365	250,935	-	182,502	182,502	68,433			
12		Hera Mota kiik	Quindy Eujec Lda.	1,967,887	869,181	901,917	196,789	-	196,789	196,789				
13		Rehabilitation of Dare Roads joint Section to Ex. Seminario Dare, Dare Road jct to aldeia Lelaus	Canole Unip Lda	1,053,691	-	-	1,053,691	522,516		522,516	300,000	125,806	105,369	
14		Road Rehabilitation Project, Road Section: Aldeia 30 de Augusto, Comoro Municipality of Dili	Mejori Unip Lda	2,571,467	-	-	2,571,467	-	100,000	100,000	850,000	850,000	771,468	
15		Aditonal Rehabilitation Estrada Aitahan Belar - Aituri Laran Sare Capela Bairo Mutudare to Curve Balibar Aidila Laran Ex CNRT	Rubu Lari Unipessoal, Lda	3,064,552	2,548,618	-	515,935	-	-	-				
16		Roads and Drainage Reh. Delta III	Sanford Const. Unip.	1,243,346	-	-	1,243,346	808,096		808,096	310,915	124,335		
17		Urgent Rehabilitation Area for Carta Conducao	Santana diak Unip Lda	1,621,378	-	-	1,621,378	-		-	580,000	579,240	462,138	
18		Laulara Solerema Roads	Marino Enterprises, Lda	161,240	143,267	-	17,973	-	17,970	17,970				
19		Reabilitacao Estradas Jct Tibar -Jct Tasitolu (Ch.0+000-1+550)	Rosário, Lda	3,587,818	-	-	3,587,818	-	-	-	929,036	900,000	900,000	858,782
20		Reabilitacao Estradas Jct Tibar -Jct Tasitolu (Ch.1+550-2=250)	Lemaco Lda	3,783,050	-	-	3,783,050	-	-	-	970,000	970,000	964,745	878,305
21		Reabilitacao Estradas Jct Tibar -Jct Tasitolu (Ch.2+250-3+870.80)	Alvorada Unipesoal Lda	3,020,890	-	-	3,020,890	-	-	-	740,000	740,000	738,800	802,090
22		Reh. of Road Section Caicoli, Pantai Kelapa Kmpung Baru Beduku Bebonuk Balide	Mejori Unipessoal Lda	2,344,440	-	-	2,344,440	-	-	-	650,000	630,000	630,000	434,444
23		Asphalting works project C N A Site Blide	Vage'el Unip Lda	199,286	-	-	199,286	-	-	-	150,000	49,286		
24		Rehabilitasaun Estrada Manleuana Rai hun	JV 1983 Larigutu, Lda	3,118,192	-	926,923	2,191,268	1,879,449	312,000	2,191,449				
25		Dili Roads and Drainage Reh. Jct Metiaut to Hera Fase II	Fitun Diak Unip Lda	4,997,318	-	-	4,997,318	-	-	-	1,332,000	1,332,000	1,333,586	999,732

Annex 11 (continuation)

No	Município	Nome de Projeto	Companhia	Montante contrato e Resultado de verificação do ADN	Total Pagamento acumulado até Dezembro de 2018	Total Despesas Actual Orçamento de 2019	Saldo Actual até Dezembro 2019	Total Despesas Jan - Julho de 2020	Total Despesas Estimativo Agosto - Dez de 2020	Alocação de Orçamento Final de 2020	Alocação de Orçamento de 2021	Alocação de Orçamento de 2022	Alocação de Orçamento de 2023	Alocação de Orçamento de 2024
				(US\$)	(US\$)	(US\$)	(US\$)	US\$	US\$	US\$	(US\$)	(US\$)	(US\$)	(US\$)
Rehabilitasaun Estrada Pakote 135 projeto em 11 Municípios														
26	Dili	Dili Roads and Drainage Reh. Jct Metiaut to Hera Fase III	Fitun Diak Unip Lda	3,521,434	-	-	3,521,434	-	-	-	900,000	900,000	869,291	852,144.00
27		Construction Check Dam Ponte Comoro	Filcar Unip.Lda JV Baboe Unip Lda	1,500,000	-	-	1,500,000	-	-	-	650,000	350,000	350,000	150,000
28		Rehabilitation Estrada Kampung Baru	Lavijo Unipessoal, Lda	2,100,539	-	1,323,878	776,661	-	566,608	566,608	210,054			
29		Lalora River (Aimuthin to Manleuana)	Tasi Naroman Unip Lda	324,061	-	-	324,061	-	-	-	291,655	32,407		
30		Rehabilitasaun Estrada iha Area BOP Bairo Pite	Montana Diak Unip Lda	1,170,116	-	-	1,170,116	-	-	-	1,053,105	117,012		
31		Maloa River	Montana Diak Unip Lda	1,409,965	-	-	1,409,965	569,565	-	569,565	422,990	417,412		
32		Dili Roads and Drainage Reh. Jct Culuhun - Jct Halilaran and Audia Santa Cruz	Aspalink Unipessoal, Lda	1,942,665	1,264,089	-	678,575	-	200,000	200,000	478,576			
33		Orsamento adicional muda Eletricidade Rin ba Projeto Reh. Estradas Auto Timor Bebonuk Pantai Kelapa	Hidayat Unipessoal Lda	100,284	-	-	100,284	-	-	-				
34		Rehabilitation of Roads From Vila Maumeta to Beloi (Sta. 0+000-2+800)	Helmi Unipessoal Lda	3,500,000	-	-	3,500,000	-	-	-	985,000	985,000	980,000	550,000
35		Rehabilitation of Roads From Vila Maumeta to Beloi (Sta. 2+800-4+900)	Hidayat Unipessoal Lda	3,500,000	-	-	3,500,000	-	-	-	985,000	985,000	980,000	550,000
36		Rehabilitation of Roads Jct Area Lahane Hospital de Lahane -Hali Lran (2.21 km)	Hegil Unipessoal, Lda	685,826	-	-	685,826	-	-	-	467,243	218,583		
37		Rehabilitasaun Estrada Karau Mate	Island Orient Unip.Lda	1,000,000	-	-	1,000,000	-	-	-	450,000	300,000	150,000	100,000
38		Continuasaun Ruburali aithan belar fase II	Rubu Lari Unip. Lda	3,064,552	2,548,618	515,935	-	-	-	-	-	-		
39		Reabilitacao Estradas Aldilaran Laran	Sinar Satellite Unip, Lda	3,189,717	2,307,506	881,755	456	-	-	-				
40		Reabilitacao Estradas Fatuahi Exs Telcom	Ivander Unip.Lda	500,000	-	-	500,000	-	-	-	450,000	50,000		
41		Aspalting Dili Beduku Sarlala-aileu (Air Terjun /Bandru Lebudo Sta. 13+000-17+000	Fortuna Star Lda	2,856,597	-	2,047,606	808,991	523,331	285,660	808,991				
42		Aspalting Dili Beduku Sarlala-aileu (Air Terjun /Bandru Lebudo Sta. 17+000-19+750	Sun Rise Golden Construction O2 Lda	2,489,023	1,124,534	22,312	1,342,178	1,093,275	248,903	1,342,178				
				79,422,041	12,574,335	11,728,533	55,119,173	8,420,298	3,300,060	11,720,358	16,126,119	11,184,865	9,235,397	6,175,497
1	Lautem	Reh. Of Roads Laival-Vairoque-Liarafa (Sta. 0+000 - 23+225)	Hoven II, Unip. Lda	4,207,195	-	1,698,614	2,508,581	-	100,000	100,000	1,587,861	820,720		
2		Reh. Road Section Jct Tutuala-Jct Ualu Roads Package I Sta. 0+000-3+850	Consorcio Vacu-Hiamoinu Lda	3,104,482	-	609,195	2,495,287	-	100,000	100,000	800,000	734,838	560,449	300,000
3		Rehabilitasaun Estradas lautem-Com-Lospalos town	Vageel Unip Lda		-	-	-	-	-	-	-			
4		Jct Tutuala-Jct Valu Roads Package II Sta. 3+850-7+725	Hamutuk Unipessoal, Lda	3,008,551	-	449,366	2,559,186	-	100,000	100,000	800,000	800,000	558,330	400,856
5		Rehabilitation Roads Maina 1 to parlamento 3.916 km	Samudra Unip, Lda	3,039,826	223,165	398,148	2,418,514	-	100,000	100,000	1,145,000	869,531	303,983	
6		Roads Maintenance for Celebrate Independence of RDTL 28 Nov Lautem	Vage'el Unipessoal, Lda	701,321	631,189	70,132	-	-	-	-				
7		Rehabilitasaun estradas Lospalos-lore I	Tahi Galu Const Unip Lda	1,000,000	-	-	1,000,000	-	-	-	400,000	300,000	300,000	
8		Rehabilitasaun estradas Lospalos-lore II	Queneno Unip Lda	1,000,000	-	-	1,000,000	-	-	-	400,000	300,000	300,000	

Annex 11 (continuation)

No	Município	Nome de Projeto	Companhia	Montante contrato e Resultado de verificação do ADN	Total Pagamento acumulado até Dezembro de 2018	Total Despesas Actual Orçamento de 2019	Saldo Actual até Dezembro 2019	Total Despesas Jan - Julho de 2020	Total Despesas Estimativo Agostu - Dez de 2020	Alocação de Orçamento Final de 2020	Alocação de Orçamento de 2021	Alocação de Orçamento de 2022	Alocação de Orçamento de 2023	Alocação de Orçamento de 2024
				(US\$)	(US\$)	(US\$)	(US\$)	US\$	US\$	US\$	(US\$)	(US\$)	(US\$)	(US\$)
Rehabilitasaun Estrada Pakote 135 projeto em 11 Municípios														
9	Lautem	Rehabilitasaun Estradas lautem-Com-Lospalos town	Vageel Unip Lda	1,400,000	-	-	1,400,000	-		-	530,000	530,000	340,000	
10		Reh. Buihomau Luro	Diroma Construção Unipessoal, Lda	64,911	-	-	64,911	-		-	58,420	6,492		
11		Rehabilitasaun Estradas Lospalos Iliomar Fase II	Kiar Maek Unip Lda	1,500,000	-	-	1,500,000	-		-	600,000	400,000	350,000	150,000
12		Reabilitacao Estradas Jct Asailam0 to Caicavanoko Sta. 0+000-8+000	Salve, Unip. Lda	4,092,376	-	528,152	3,564,225	534,547	100,000	634,547	800,000	700,000	720,000	709,238.00
13		Reabilitacao Estradas Jct Asailam0 to Caicavanoko Sta. 8+000-15+200	Fian Const. Unip. Lda	4,028,819	-	613,955	3,414,864	584,943	100,000	684,943	750,000	650,000	627,000	702,882.00
				27,147,482	854,354	4,367,562	21,925,566	1,119,490	600,000	1,719,490	7,871,281	6,111,581	4,059,762	2,262,976
1	Bobonaro	Rehabilitation Roads Maliana Town (1+150-3+150)	IL Lilis, Lda	671,176	-	-	671,176	92,833	74,975	167,808	329,059	174,310		
2		Rehabilitation Jct Balibo-Cowa postu UPF hasnaruk Road (Jct wefauk derok renkolobili km. 0+000-4+650)	Consorcio Wee Horis Fronteira	2,026,550	-	78,481	1,948,068	-	50,000	50,000	550,000	550,000	595,414	202,655
3		Weleu to Tilomar phase II (7+500-22+660)	Marabia Lda.	4,911,585	803,856	811,907	3,295,822	-	850,000	850,000	1,000,000	954,664	1,181,159	
4		Rehabilitasaun Estrada Mandoki Biamaraen Nunura	Miramar Unipessoal, Lda	2,361,696	787,802	1,181,066	392,828	-	160,000	160,000	232,829			
5		Rehabilitasaun Estradas Cailaco-Maliana fase II	Lemo Laco Unipessoal, Lda	2,011,783	397,171	181,136	1,433,476	-	300,000	300,000	632,296	501,180		
6		Reh of Roads in Lepo to Suco Lour and Atus Sta. 0+000-Sta 7+000	Dany Star Unipessoal, Lda	2,343,680	-	1,558,779	784,901	-	50,000	50,000	500,533	234,369		
7		Construction of Gabions (Batugade)	Irmão Sandobe Unipessoal, Lda	202,128	-	181,915	20,213	-	20,213	20,213				
8		Rehabilitation Fatulito-Zulo Km.25+800+30+100	Marino enterprises Lda	4,314,283	-	689,467	3,624,816	-	100,000	100,000	950,000	950,000	993,387	631,429
9		Rehabilitation Zulo-Zumalai Km.30+100+35+120 Km	Octogono Construção Lda	3,748,916	-	912,743	2,836,173	-	300,000	300,000	760,000	751,282	574,892	450,000
10		Rehabilitasaun Estradas Cailaco-Maliana fase I	Naroman Engineering, Lda	2,239,440	-	756,837	1,482,603	-	50,000	50,000	608,660	223,944	600,000	
11		Construction of Emergency Road In Buipira-Maliana to Colimau Bobonaro, suco Lahomea-Suco Colimau (0+000-32+532)	Bier Amor Unipessoal, Lda	2,060,737	485,877	407,073	1,167,788	-	50,000	50,000	461,714	450,000	206,074	
12		Rehabilitasun Ex. Kodim ba colegio	Soli Deo Unip.Lda	500,000	-	-	500,000	-	-	-	200,000	200,000	100,000	
13		Rehabilitasaun Estrada Rural pujuk leber	Hugo Amor Unipessoal, Lda	769,468	-	-	769,468	-	-	-	325,000	317,521	126,947	
				28,161,441	2,474,706	6,759,403	18,927,332	92,833	2,005,188	2,098,021	6,550,091	5,307,270	4,377,873	1,284,084
1	Viqueque	Rehabilitasaun Asailatula to Ossu Roads Package II (Sta. 5+155+14+000)	Uhacae, Lda	4,849,333	289,049	654,658	3,905,627	305,215	394,785	700,000	850,000	850,000	820,693	684,934
2		Emergency Dilor Normalizasaun	Sheramor Construction Unipessoal, Lda	414,946	298,734	33,193	83,019	-	-	-	-			
3		Rehabilitasaun Nacional Roads (26+500-31+800) Package VI (Lugasa - Makadiki)	Helamula Unipessoal, Lda	4,045,100	-	258,908	3,786,192	-	400,000	400,000	960,000	960,000	961,682	504,510

Annex 11 (continuation)

No	Município	Nome de Projeto	Companhia	Montante contrato e Resultado de verificação do ADN	Total Pagamento acumulado até Dezembro de 2018	Total Despesas Actual Orçamento de 2019	Saldo Actual até Dezembro 2019	Total Despesas Jan - Julho de 2020	Total Despesas Estimativo Agosto - Dez de 2020	Alocação de Orçamento Final de 2020	Alocação de Orçamento de 2021	Alocação de Orçamento de 2022	Alocação de Orçamento de 2023	Alocação de Orçamento de 2024
				(US\$)	(US\$)	(US\$)	(US\$)	US\$	US\$	US\$	(US\$)	(US\$)	(US\$)	(US\$)
Rehabilitasaun Estrada Pakote 135 projeto em 11 Municipios														
4	Viqueque	Rehabilitasaun Nacional Roads (31+800-37+100) Package VII (Makadiki - Uitime)	Greu Unipessoal, Lda	4,322,336	-	376,358	3,945,977	-	500,000	500,000	975,000	975,000	963,744	532,234
5		Rehabilitasaun Nacional Roads (53+000-58+300) Package XI (Caidilale - Tardai/Post Polisi)	Sabirara, Unip. Lda	3,952,143	-	626,546	3,325,597	72,581	377,419	450,000	760,000	760,000	760,382	595,215
6		Rehabilitasaun Nacional Roads (58+300-63+600) Package XII (Tardai/Post Polisi -Irabere/Canfuru)	Ceulajui Unip.Lda	3,952,143	-	-	3,952,143	-		-	1,150,000	1,100,000	1,106,929	595,214
7		Rehabilitation Urban Roads Viqueque	Urukai II, Unip. Lda	4,246,802	-	671,607	3,575,195	-	700,000	700,000	785,000	785,000	780,515	524,680
8		Package II Dilor	Sheramor Construction Unipessoal, Lda	4,886,128	1,499,507	713,382	2,673,238	-	800,000	800,000	1,184,626	688,613		
9		Estrada Rural Ossu Liaruka	Carya Timor Leste	1,000,000	-	-	1,000,000	-		-	350,000	350,000	200,000	100,000
10		Reh. Estrada Afloikai Bagaia	Carya Timor Leste	4,300,000	-	-	4,300,000	-		-	1,400,000	1,370,000	1,100,000	430,000
11		Wee Bubur Natar Tali Belanda Road Sta. 0+000-5+500	Arpy Unipessoal, Lda	3,666,919	1,293,763	698,737	1,674,419	-	700,000	700,000	607,728	366,692		
12		Rehabilitation Roads Asaailatula to Ossu Ch. 0+000-7+000	Halderai Unipesoal Lda	4,957,407	-	-	4,957,407	-		-	1,425,000	1,522,689	1,411,666	598,052
					44,593,258	3,381,053	4,033,390	37,178,815	377,796	3,872,204	4,250,000	10,447,354	9,727,994	8,105,611
1	Manatuto	Rehabilitasaun Estradas Laleia ba Cemetery (0+000-5+043)	Flami, Unip. Lda	4,434,637	-	3,115,610	1,319,027	875,563		875,563	443,464			
2		Rehabilitasaun Estradas Urbanas Manatuto Town Package I	Maran-Dai, Lda JV Adam Motor, Unip. Lda	2,561,405	-	1,391,031	1,170,374	-	914,233	914,233	256,141	-		
3		Estrada Urbana Manatuto Town Package III	Nananiu, Unip. Lda JV Ina Forek, Lda	3,029,514	-	1,093,380	1,936,134	-	526,563	526,563	1,106,619	302,952		
4		Road Section Jct Natarbora to SPP Package I Sta.0+000-5+800	Joviver Unipessoal, Lda	4,667,215	444,147	3,756,347	466,722	-	466,722	466,722				
5		Laleia river	JM. Unipessoal, Lda	1,665,172	-	984,212	680,960	460,158	54,284	514,442	166,518			
6		Sumase River	Egana, Unip. Lda	830,854	-	747,769	83,085	-	83,086	83,086				
7		Rehabilitasaun Estradas Laleia Lifau Roads	20 de Maio Consultan Unipessoal, Lda	3,474,149	1,274,950	1,778,595	420,604	-	347,415	347,415				
8		Rehabilitasaun Estradas Lacio Remixio	Mendith Construction Lda	2,567,346	278,909	222,433	2,066,003	-	250,000	250,000	500,000	500,000	509,269	306,735
9		Jct Laclubar Jct Soibada Bua Rahun	Filhos Cladeiras	4,200,000	-	-	4,200,000	-		-	1,200,000	1,200,000	1,180,000	620,000
10		Sumase River	Forte, Unip. Lda	1,486,886	-	966,929	519,957	371,268	0	371,269	148,689			-
				28,917,178	1,998,006	14,056,306	12,862,867	1,706,990	2,642,303	4,349,293	3,821,431	2,002,952	1,689,269	926,735
1	Ainaro	Construction of New Roads Ainaro Vila to Sarai Package III	Mejori, Lda	4,325,777	-	-	4,325,777	-	300,000	300,000	965,000	1,465,000	963,199	632,578
2		Construction of New Roads Ainaro Vila to Sarai Package II	Jonize Construction, Unip. Lda	3,717,216	-	-	3,717,216	968,045	500,000	1,468,045	1,200,000	677,449	371,722	
3		New Construction of Gabion Wall Cassa River	Nulia Construction Unipessoal, Lda	3,398,434	333,546	2,629,696	435,192	76,215	20,000	96,215	340,000			
4		Rehabilitasaun estradas Ainaro to Bobonaro (Sta.0+000-22+350)	WTJ. Constructor Unip, Lda	4,978,351	224,208	1,000,263	3,753,881	-	500,000	500,000	1,130,000	1,126,044	997,836	
5		Jct Maubisse to Turiscai fase III	Montana Diak Unip Lda	4,000,000	-	-	4,000,000	-		-	1,100,000	1,200,000	1,100,000	600,000
				20,419,777	557,754	3,629,958	16,232,065	1,044,260	1,320,000	2,364,260	4,735,000	4,468,493	3,432,757	1,232,578

Annex 11 (continuation)

No	Município	Nome de Projeto	Companhia	Montante contrato e Resultado de verificação do ADN	Total Pagamento acumulado até Dezembro de 2018	Total Despesas Actual Orçamento de 2019	Saldo Actual até Dezembro 2019	Total Despesas Jan - Julho de 2020	Total Despesas Estimativo Agostu - Dez de 2020	Alocação de Orçamento Final de 2020	Alocação de Orçamento de 2021	Alocação de Orçamento de 2022	Alocação de Orçamento de 2023	Alocação de Orçamento de 2024
				(US\$)	(US\$)	(US\$)	(US\$)	US\$	US\$	US\$	(US\$)	(US\$)	(US\$)	(US\$)
Rehabilitasaun Estrada Pakote 135 projeto em 11 Municípios														
1	Liquica	Leopa River	Dili United Unipessoal, Lda	587,649	528,884	58,765	-	-		-				
2		Maumeta River Liquica	Metalika Unipessoal, Lda	1,289,619	447,721	696,145	145,753	-	145,754	145,754				
3		Kasait river	Natura Construction Unipessoal, Lda	2,181,772	1,963,595	218,177	-	-	-	-				
4		Mausou Tibar River	PPS Construction Lda	239,409	-	239,409	-	-	-	-				
5		Tibar River	Lauela Feto Mesak, Unipessoal Lda	286,602	-	286,602	-	-	-	-				
6		Tibar river	Nananiu Unip Lda	2,600,000	-	-	2,600,000	-	-	-	780,000	780,000	780,000	260,000
7		Emergency Liquica River (Lacio)	Fitun Diak, Unipessoal Lda	1,846,904	1,662,213	184,690	-	-	-	-				
8		Emergency Maubara River	Santana Diak, Unip. Lda	1,683,855	-	1,509,715	174,141	-	174,141	174,141				
9		Mauboke River	Montana Diak Unip Lda	1,800,234	-	1,620,211	180,023	-	180,024	180,024				
10		Rehabilitation Roads Section Morai Fatubesi - Maubara Road	Malibo Unipessoal, Lda.	544,888	222,931	267,468	54,489	-	54,489	54,489				
11		Rehabilitasaun Estrada Tibalau Carimbala	Montana Diak, Unip. Lda	1,901,335	-	-	1,901,335	-	1,000,000	1,000,000	711,201	190,134		
12		Emergency Mota Loes	Malilika Unipesoal Lda.	791,220	401,728	310,371	79,122	79,122		79,122				
				15,753,488	5,227,072	5,391,552	5,134,863	79,122	1,554,408	1,633,530	1,491,201	970,134	780,000	260,000
1	Ermera	Emergency Acess Roads Nunutali-Ermera	Hedge Construction, Unip. Lda	2,348,483	485,554	1,372,133	490,795	-	255,947	255,947	234,849			
2		Road Rehabilitation Humboe Ermera Lama (5.1 km)	L-2 Enterprise Lda	3,500,000	-	-	3,500,000	-		-	985,000	985,000	1,080,000	350,000
3		Rehabilitation of Roads, Road Section : Hatolia - Samara Roads (5.450 M)	Holgapa Unip Lda	2,200,000	-	-	2,200,000	-		-	600,000	600,000	580,000	220,000
4		Rehabilitasaun Estradas Humboe Letefoho	Betuhei Unipessoal, Lda	4,057,211	1,339,232	2,311,294	406,685	-	405,722	405,722				
5		Construction of Gabion Fatuquero River	Sali Magu Unip.Lda	1,200,000	-	-	1,200,000	-		-	440,000	440,000	120,000	
6		Manutensaun no rehabilitasaun de Estrada Emergencia Labidau -Lauana-Atsabe-Atara, Posto Adm. Atsabe (0+000-29+750)	Consórcio Genurae Lda.	2,902,945	1,360,483	893,015	649,446	359,152	290,300	649,452				
7		Reahabilitation of Roads Mertutu Vila Maria (5 Km)	Faneki Unipesoal Lda	4,200,000	-	-	4,200,000	-		-	1,160,000	1,260,000	1,160,000	420,000
				20,408,638	3,185,269	4,576,442	12,646,927	359,152	951,969	1,311,121	3,419,849	3,285,000	2,940,000	990,000
135	TOTAL			322,520,562	39,093,385	69,619,591	213,692,683	14,130,394	21,767,123	35,897,516	65,032,373	50,557,955	40,262,241	21,162,907

Annex 12: List of 8 Projects for rehabilitation of bridges in 7 Municipalities

No.	Nome de Projeto	Nome de Subprojeto	Companhia	Valor de Contrato	Total Pagamento acumulado até Dezembro de 2018	Total Despesas Actual Orçamento de 2019	Saldo Actual até Dezembro 2019	Total Despesas Jan - Julho de 2020	Total Despesas Estimativo Agosto - Dez de 2020	Alocação de Orçamento Final de 2020	Alocação de Orçamento de 2021	Alocação de Orçamento de 2022	Alocação de Orçamento de 2023	Alocação de Orçamento de 2024
				(\$'000)	(\$'000)	(US\$)	(US\$)	(\$'000)	(\$'000)	(\$'000)	(\$'000)	(\$'000)	(\$'000)	(\$'000)
Lista Rehabilitasaun Ponte Pakote 8 projeto iha 7 Municipios				17,787	2,572	1,789	12,403	268	1,565	1,833	6,800	2,537	1,039	-
1	Construção ponte Ritabou	Ponte Ritabou Bobonaro 100 m	Nanania JV Adam Motor	2,861	-	214	2,647	-	400	400	1,350	610	286	
2	Rehabilitasaun of Suspensi Beloi Bridge viqueque 120 m	Rehabilitasaun of Suspensi Beloi Bridge viqueque 120 m	Arquires Unip. Lda	758	-	380	378	-	100	100	202	76		
3	Construction of Stell Truss on Span Bridge (type A-55M) in Betissin River	Construction of Stell Truss on Span Bridge (type A-55M) in Betissin River	Tasi Naroman Unip Lda	2,189	-		2,189	-	100	100	1,426	444	218.90	
4	Construction of Bua Rahun Bridge	Construction of Bua Rahun Bridge	Timor Trade Unipesol Lda	3,500	-		3,500	-	100	100	1,900	1,150	350	
5	Construction of new Bridge in Kiar River	Construction of New Bridge in Kiar River	Jonize Unip.Lda	361	-		361	-	100	100	225	36		
6	Box Culver - Camea Ailok Laran	Box Culver - Camea Ailok Laran	Sanford Unip. Lda	1,842	-		1,842	-	100	100	1,337	221	184	
7	New Construction of Hatulia Bridge	New Construction of Hatulia Bridge	LNG. Unip. Lda	2,680	-	1,195	1,485	268	0	268				
8	Construction of two new Steel Truss Brigde (60m) Jakarta II	Construction of Two New Steel Truss Brigde (60 m) Jakarta II	Jonize JV Ramelau Ainaro	3,596	2,572			-	665	665	359.60			

Annex 13: List of Projects of the Maintenance and Rehabilitation Program (BL-9770101, 9770102 and 97701013)

No.	Codigo	Nome de Projecto	Companhia	Valor de Contrato	Total Pagamento acumulado até Dezembro de 2018	Total Despesas Actual Orçamento de 2019	Saldo Actual até Dezembro 2019	Total Despesas Jan - Julho de 2020	Total Despesas Estimativo Agosto - Dez de 2020	Alocação de Orçamento Final de 2020	Alocação de Orçamento de 2021	Alocação de Orçamento de 2022	Alocação de Orçamento de 2023
				(\$'000)	(\$'000)	(US\$)	(US\$)	(\$'000)	(\$'000)	(\$'000)	(\$'000)	(\$'000)	(\$'000)
Projectos - Programa de Manutenção e Reabilitação (Codigo: 9770101, 9770102 e 9770103)				29,825	14,708	4,377	10,740	463	3,800	4,264	4,500	1,735	371
15	Manutenção Be Mos (Codigo: 9770101)			4,821	2,655	1,187	979	-	765	765	459	48	-
1	9770101	Konstrusaun Beé mos ho sistema Bomba (Multy Suco) Watuhaco no Fatulia - Venilale - Baucau	Wetodo Unip. Lda	484	255	140	88		48	48	83		
2		Construction & installation of water supply system in Certulan - Suco Orlalan - Manatuto	Mercy Unip. Lda	162	160		1		-	-	-		
3		Rehabilitasaun Beé mos Sistema Multy Aldeia Samalri no Makalaku	Kamarudin Unip. Lda	432	138	243	52		43	43	62		
4		Konstrusaun Beé mos iha Trans Lereloho - Lautem	Wacusera Unip Lda	213	212		0		-	-	-		
5		New Construction and Installation of water supply with gravitation System Aldeia Samarogo, Suku Nahareka Ossu Municipiu Viqueque	Mindro Vinda Unip. Lda	485	427	58	0		-	-	-		
6		Kanalizasaun Sistema Beé mos Husi Mau - Ulo II ba Faulata Cassa Municipiu Ainaro	Toba Beidasi Unip. Lda	183	96	45	42		18	18	32		
7		Kanalizasaun Beé mos Sistema Gravitasaun Husi Qiar ba Bonuk Hatu-Udo Municipiu Ainaro	Metkoman Unip. Lda	175	133	32	9		17	17	3		
8		Construction, rehabilitation and installation of clean water with system gravitation in Suco Fohorem Vila	Loro Metan unip. Lda	404	159	1	244		201	201	42	48	
9		Konstrusaun Beé mos ho sistema Bomba iha Suco Gariwai	Bik Construction Unip. Lda	379	273	106	0		-	-	45		
10		Installation of water with electricity pump system in Suku Tibar	Baning Unip. Lda	372	311	42	19		0	-	-		
11		Konstrusaun Beé mos ho sistema bomba iha aldeia Funar - Laklubar	Fitun Galileia Unip. Lda	128	108	15	6		0	-	-		
12		Konstrusaun Beé mos ho sistema Gravitasaun iha Aldeia Lebutu Suku Duyung - Metinaru	Sicola Unip. Lda	75	75	9	(9)		0	-	-		
13		Konstrusaun Beé mos ho sistema Gravitasaun ba Multy Aldeia iha Suku Manulobas Maubisse	Aitemalau Unip. Lda	353	9	158	186		344	344	42		
14		Konstrusaun no Installasaun Beé mos ho sistema gravitasaun iha Suku Mahakidam Umaberloik - Alas	Verescar Unip. Lda	499	47	212	240		50	50	91		
15		Konstrusaun no Installasaun Beé mos ho sistema solar Panel no Gravitasaun ho Bomba ba Multy Suku Manumera, Caimauk no Orana	Tera Livre Unip. Lda	478	252	126	99		42	42	57		

Annex 13 (continuation)

No.	Codigo	Nome de Projecto	Companhia	Valor de Contrato	Total Pagamento acumulado até Dezembro de 2018	Total Despesas Actual Orçamento de 2019	Saldo Actual até Dezembro 2019	Total Despesas Jan - Julho de 2020	Total Despesas Estimativo Agosto - Dez de 2020	Alocação de Orçamento Final de 2020	Alocação de Orçamento de 2021	Alocação de Orçamento de 2022	Alocação de Orçamento de 2023
				(\$'000)	(\$'000)	(US\$)	(US\$)	(\$'000)	(\$'000)	(\$'000)	(\$'000)	(\$'000)	(\$'000)
Projectos - Programa de Manutenção e Reabilitação (Codigo: 9770101, 9770102 e 9770103)				29,825	14,708	4,377	10,740	463	3,800	4,264	4,500	1,735	371
9 Projectos - Programa de Manutenção e Reabilitação (Codigo: 9770102)				3,895	2,562	813	520	153	148	301	178	29	-
1		Road Maintenance Section Lautem - Com to Iliomar (A01,A08) 2016	Lero unip.Lda	549	521	27.4	0	-	-	-	-		
2		Road Maintenance section Viqueque - Lacluta - Dilor	Fin Los unip.Lda	417	313	61.9	42	42	-	42	-		
3		Road Maintenance section luak - Betano - Natarbora - Dilor(A05 & A14) 2016	Aitula Construction.Lda	624	335	215.9	73	-	62	62			
4		Road Maintenance Section - Ainaro - Border Suai (A02), Casa - Hatu - udo (A13)	Marino Interprise.Lda	288	22	17.2	248		50	50	170	29	
5	9770102	Road Maintenance Section Area Branca - Hera, Benamauk - Hera (A01)	Nimia Const. Unip Lda	84	32	8.1	44		36	36	8		
6		Dili Urban Road Maintenance 2016	Dili United	819	605	214.1	0		-	-			
7		Road Section Aipelo - Bazartete(C9), Maubara - Carimbala - Loes (A03)	Renaissance Unp.Lda	340	219	75.4	45	43		43			
8		Road Maintenance Section Gleno - Ermera - Letefoho (A04, A11) 2016	Rilero unip.Lda	592	412	120.3	59	59		59	-		
9		Road Maintenance Section Loes - Atabae and Batugade - Maliana 2016	Ely Karya	183	101	72.9	9	9	-	9			
72	Estrada Rurais - (RUAL ROAD 4 DEVELOPMENT - R4D) - (Codigo: 9770103)			21,109	9,491	2,377	9,240	310.67205	2,887	3,198	3,863	1,658	371
		AILEU					-						
1		Manutensaun Estrada Fahisoi-Fadabloko Sta. 0+000-8+200, Manutensaun Estrada Rairema-Kirlelo Sta. 0+000-7+000, Manutensaun Estrada Daisoli-Fatubosa Sta. 0+000-7+300, Manutensaun Estrada Manumeta-Hotoho. Sta. 0+000-2+000	Oel Nonkikan Unip Lda	435	430	-	6		-	-			
2		Manutensaun Estrada Namuleso-Faturilau, Sta. 0+000-6+000 no 6+000 - 12+500	Jocar Unipessoal Lda	105	84	16	5		-	-			
3		Routine Maintenance: Fahisoi-Dairilouta Chainage 0+000-2+400 & Madabenu-Lisimori Chainage 0+000-4+900	Jocar Unipessoal Lda	72	60	7	5		-	-			
4	9770103	Manutensaun Estrada Acumau-Remexio Tuan. Sta. 0+000-3+000 and Manutensaun Estrada Acumau-Aicorema. Sta. 0+000-1+500	Caviq Construction Unipessoal Lda	179	158	19	2		-	-			
5				13		14	(1)		-	-			
6		Manutensaun Estrada Laulara-Ornai. Sta. 0+000-7+000	Guang Sha Unip Lda	207	153	29	25		-	-			
7		Rehabilitasaun Estrada Rural R4D Taliforleu - Kolihoho Chainage 0+000 - 8+000 Munisipiu Aileu	Caviq Construction Unipessoal Lda	717	-		717		100	100	300	245	72
8		R4D Rural Road Rehabilitation Laulara - Ornai Chainage 0+000 - 1+500 Aileu Municipality		250			250		100	100	125	25	
		Sub Total		1,978	884	84	1,009	-	200	200	425	270	72

Annex 13 (continuation)

No.	Codigo	Nome de Projecto	Companhia	Valor de Contrato	Total Pagamento acumulado até Dezembro de 2018	Total Despesas Actual Orçamento de 2019	Saldo Actual até Dezembro 2019	Total Despesas Jan - Julho de 2020	Total Despesas Estimativo Agosto - Dez de 2020	Alocação de Orçamento Final de 2020	Alocação de Orçamento de 2021	Alocação de Orçamento de 2022	Alocação de Orçamento de 2023
				(\$'000)	(\$'000)	(US\$)	(US\$)	(\$'000)	(\$'000)	(\$'000)	(\$'000)	(\$'000)	(\$'000)
Projectos - Programa de Manutenção e Reabilitação (Codigo: 9770101, 9770102 e 9770103)				29,825	14,708	4,377	10,740	463	3,800	4,264	4,500	1,735	371
		AINARO											
1		Manutensaun Estrada Maubise-Urlepha Sta. 0+000-3+000	Tahu Cons. Unip Lda	85	43	21	21	2	7	10	11		
2		Manutensaun Estrada Maubise-Liurai Sta. 0+000-10+200; Manutensaun Estrada Liurai - Hatuberlico Sta. 0+000-5+600; Manutensaun Estrada Liurai - Fatubosa Sta. 0+000-3+100	Bobolait Lda	400	317	35	47		-	-			
3		Manutensaun Estrada Dare-Mauchiga Sta. 0+000-5+ 000	Betua Construction Unip. Lda	41	20		21		17	17	4		
4		Rehabilitasaun Estrada Ainaro-Mau Nuno Sta. 0+000-5+533	El Construction Unip. Lda	600	166		434		100	100	274	60	
5		R4D Rural Road Rehabilitation Mau Chiga - Lesuati Chainage 5+000 - 6+400 Ainaro Municipality	Bermauna Unip Lda	236			236		100	100	113	23	
		R4D Rural Road Rehabilitation Mau Chiga - Lesuati Chainage 6+400 - 7+800 Ainaro Municipality	Haburas Sarai Unip Lda	203			203		100	100	83	20	
		Sub Total		1,565	547	57	962	2	324	327	485	104	-
		MANUFAHI											
1	9770103	Manutensaun Estrada Same-Camilaran-Ailuli-Rotutu Sta. 0+000-12+ 000	El Construction Unip. Lda	701	370	112	218	35	113	148	70		
2		Manutensaun Estrada Manico-Lianai-Grotu Sta. 0+000-10+ 550	Aplayana unip. Lda	162	41	-	121		110	110	17		
3		Manutensaun Estrada Ladiki Sta. 0+000-1+ 200	Aplayana unip. Lda	6		-	6		-	-			
4		Manutensaun Estrada Dotic-Weberek Sta. 0+000-6+ 300 & Manutensaun Estrada Dotic-Wekakaoan Sta. 0+000-8+600	Inplomar Timor Unip. Lda	89	64	8	17		-	-			
5		Manutensaun Estrada Tekunu-Feriksare 1 Sta. 0+000-2+500	A & F Lda	300	120	106	73		43	43	30		
6		Rehabilitasaun Estrada Tekunu-Feriksare 2 Sta. 2+500-4+250	Aplayana unip. Lda	335	159		176		100	100	42	33	
7		Rehabilitasaun Estrada Rural R4D Betano - Loro 1 Chainage 0+000 - 1+800 Munisipiu Manufahi	Manu-Fahi Lui Unipessoal Lda	342			342		107	107	200	34	
8		Rehabilitasaun Estrada Rural R4D Betano - Loro 2 Chainage 1+800 - 3+600 Munisipiu Manufahi	Manu-Fahi Lui Unipessoal Lda	261			261		100	100	135	26	
		Sub Total		2,195	754	227	1,214	35	575	609	494	94	-

Annex 13 (continuation)

No.	Codigo	Nome de Projecto	Companhia	Valor de Contrato	Total Pagamento acumulado até Dezembro de 2018	Total Despesas Actual Orçamento de 2019	Saldo Actual até Dezembro 2019	Total Despesas Jan - Julho de 2020	Total Despesas Estimativo Agosto - Dez de 2020	Alocação de Orçamento Final de 2020	Alocação de Orçamento de 2021	Alocação de Orçamento de 2022	Alocação de Orçamento de 2023
				(\$'000)	(\$'000)	(US\$)	(US\$)	(\$'000)	(\$'000)	(\$'000)	(\$'000)	(\$'000)	(\$'000)
Projectos - Programa de Manutenção e Reabilitação (Codigo: 9770101, 9770102 e 9770103)				29,825	14,708	4,377	10,740	463	3,800	4,264	4,500	1,735	371
		MANATUTO											
1		Rehabilitasaun Estrada Hatularan-Cairui Sta. 0+000-5+000	Kefi Oel Unip Lda	1,098	395	569	134	107		107			
2		Rehabilitasaun Estrada Hatularan-Cairui Sta. 5+000-9+800	Kefi Oel Unip Lda	1,230	824	282	124	123		123			
3		R4D Rural Road Rehabilitation Uma Boco - Aubeon Chainage 0+000 - 3+000 Manatuto Municipality		300			300		50	50	200	50	
		Sub Total		2,628	1,219	851	558	230	50	280	200	50	-
		BAUCAU											
1		Manutensaun Estrada Caicoli-Liabala Sta. 0+000-6+ 500	Rozy const. unip. Lda	125	125		0		-	-			
2		Manutensaun Estrada Baquia-Larisula Sta. 0+000-12+900	Mr Construction Unip Lda	76	15	31	30		23	23	8		
3		Manutensaun Estrada Boile-Uatabo Sta. 0+000-5+200	Mr Construction Unip Lda	88	79	-	9	9	0	9			
4		Manutensaun Estrada Vemase-Caicua Sta. 0+000-9+000	Rozy const. unip. Lda	109	109	-	(0)		-	-			
5	9770103	Rehabilitasaun Estrada Bercoli-Bahamori 1 Sta. 0+000-1+500	Caidailale Unipessoal Lda	344	159	65	120		85	85	34		
6		Rehabilitasaun Estrada Bercoli-Bahamori 2 Sta. 1+500-2+750	Fin-Los Unip Lda	204	171	33	(0)		-	-			
7		Rehabilitasaun Estrada Bercoli-Bahamori 3 Sta. 2+750-4+000	Maubere Spirit Unip Lda	282	77	42	164		80	80	55.4	28	
8		R4D Rural Road Rehabilitation Teriluedae - Saelari - Binagua Chainage 0+000 - 1+600 Baucau Municipality	Lalaisi, Unip. Lda	378			378		100	100	140	100	38
9		R4D Rural Road Rehabilitation Teriluedae - Saelari - Binagua Chainage 1+600 - 3+300 Baucau Municipality	Rozi const. unip. Lda	341			341		100	100	110	97	34
		Sub Total		1,947	734	171	1,041	9	388	397	347	226	72
		BOBONARO											
1		Rehabilitasaun Estrada Maliana-Saburai Sta. 13+000-14+600	Kevkel Brothers unip. Lda	231	208	23	0		-	-			
2		Rehabilitasaun Estrada Maliana-Saburai Sta. 14+600-15+600	Centeliziumen Unipessoal Lda	351	174	137	39	35	2	37			
3		Rehabilitasaun Estrada Maliana-Saburai Sta. 15+600-17+000	Carmo Unipessoal Lda	285	257	29	0		-	-			
4		Maintenance Maliana-Saburai. Chainage 0+000-13+000	Solideo Gloria Unip Lda	140	51	-	88		50	50	24	13.95	

Annex 13 (continuation)

No.	Codigo	Nome de Projecto	Dono de Projecto	Companhia	Valor de Contrato	Total Pagamento acumulado até Dezembro de 2018	Total Despesas Actual Orçamento de 2019	Saldo Actual até Dezembro 2019	Total Despesas Jan - Julho de 2020	Total Despesas Estimativo Agosto - Dez de 2020	Alocação de Orçamento Final de 2020	Alocação de Orçamento de 2021	Alocação de Orçamento de 2022	Alocação de Orçamento de 2023
					(\$'000)	(\$'000)	(US\$)	(US\$)	(\$'000)	(\$'000)	(\$'000)	(\$'000)	(\$'000)	(\$'000)
Projectos - Programa de Manutenção e Reabilitação (Codigo: 9770101, 9770102 e 9770103)					29,825	14,708	4,377	10,740	463	3,800	4,264	4,500	1,735	371
5	9770103	Routine Maintenance Balibo-Cowa Chainage 0+000-10+000, Raifun Chainage 0+000-1+000, Ritabou Chainage 0+000-2+000, Rairobo-Pasmaten Chainage 0+000-3+000, Balibo-Feriktuas Chainage 0+000-7+700	MOPTC/ R4D	Leo Hara Unip. Lda	121	15	103	3		-	-			
6		Manutensaun Estrada Builecun-Leohitu. Sta. 0+000-6+800		Mila Unip Lda	149	134	15	0		-	-			
7		Manutensaun Estrada Marobo-Be'e Manas. Sta. 0+000-5+700		Naroman Lifau Unip Lda	110	99	11	0		-	-			
8		R4D Rural Road Rehabilitation Malilait Chainage 0+000 - 1+500 Bobonaro Municipality		Leo Hara Unip.Lda	265			265		103	103	135	27	
9		R4D Rural Road Rehabilitation Maliana - Saburai - Atus Chainage 17+000 - 18+500 Bobonaro Municipality		Sembuhan Unip. Lda	271			271		103	103	141	27	
		Sub Total			1,923	938	318	667	35	258	293	301	68	-
		COVALIMA	MOPTC/ R4D											
1		Rehabilitasaun Estrada Dato-Tolu Sta. 0+000-1+800, Manutensaun Estrada Dato-Tolu. Sta. 0+000-6+000		Unidade Unip Lda	317	277	38.5	1		-	-			
2		Rehabilitasaun Estrada 2 Chainage Dato-Tolu Sta. 1+800-3+600		River Fatu Besi Unipessoal Lda	273	90	182.8	0		-	-			
3		Rehabilitasaun Estrada Dato-Tolu Sta. 3+600-5+000			248			248		100	100	123	25	
4		Manutensaun Estrada Lookuev. Sta. 0+000-6+000, Manutensaun Estrada Lepo-Lour. Sta. 0+000-3+000, Manutensaun Estrada Naquidal-Lour. Sta. 0+000-4+200		Manu Bey Unip Lda	150	69		81		70	70	15		
5		Manutensaun Estrada Boardikun-Mape. Sta. 0+000-8+000		Manu Bey Unip Lda	147	146		2		-	-			
6		R4D Rural Road Rehabilitation Data - Tolu Chainage 9+600 - 11+100 Covalima Municipality		Unidade Unip Lda	284			284		100	100	156	28	
7		R4D Rural Road Rehabilitation Data - Tolu Chainage 11+100 - 12+600 Covalima Municipality		Verde Caisahe Lda	284			284		100	100	155	28	
		Sub Total			1,704	582	221	901	-	370	370	450	82	-
		ERMERA	MOPTC/ R4D											
1		Manutensaun Estrada Letefoho-Serimbalu. Sta. 0+000-10+500		Griman Unip Lda	72	65	40.9	(34)		-	-			
2		Manutensaun Estrada Lauana-Leameia. Sta. 0+000-9+800, Manutensaun Estrada Atsabe-Laubono. Sta. 0+000-11+600		Delta Bacarema Unip Lda	171	171	-	0		-	-			
3		Manutensaun Estrada Lihu – Samaleten Chainage 0+000 – 4+000		Rilero Unipessoal Lda	263	190	73.7	(0)		-	-			

Annex 13 (continuation)

No.	Codigo	Nome de Projecto	Dono de Projecto	Companhia	Valor de Contrato	Total Pagamento acumulado até Dezembro de 2018	Total Despesas Actual Orçamento de 2019	Saldo Actual até Dezembro 2019	Total Despesas Jan - Julho de 2020	Total Despesas Estimativo Agosto - Dez de 2020	Alocação de Orçamento Final de 2020	Alocação de Orçamento de 2021	Alocação de Orçamento de 2022	Alocação de Orçamento de 2023
					(\$'000)	(\$'000)	(US\$)	(US\$)	(\$'000)	(\$'000)	(\$'000)	(\$'000)	(\$'000)	(\$'000)
Projectos - Programa de Manutenção e Reabilitação (Codigo: 9770101, 9770102 e 9770103)					29,825	14,708	4,377	10,740	463	3,800	4,264	4,500	1,735	371
4	9770103	Manutensaun Estrada Lihu – Samaleten Chainage 4+000 - 13+800	MOPTC/ R4D	Leliana Unip. Lda	245	166	79.0	0		-	-			
5		R4D Rural Road Rehabilitation Ponilala Chainage 0+000 - 1+500 Ermera Municipality		Rilero Unipessoal Lda	237			237		100	100	113	24	
6		R4D Rural Road Rehabilitation Ponilala Chainage 1+500 - 3+000 Ermera Municipality		Doben Unip. Lda	244			244		100	100	119	24	
		Sub Total			1,232	591	194	447	-	200	200	232	48	-
		LAUTEM												
1		Manutensaun Estrada Luro-Barikafa Sta. 0+000-7+000		Paiahara Unip. Lda	47	47		-		-	-			
2		Manutensaun Estrada Lospalos-Souro Sta. 0+000-5+800 and Manutensaun Estrada Leuro-Sorulua Sta. 0+000-3+000		Afububo furac unip Lda	50	23		27		22	22	5		
3		Manutensaun Estrada Dasidara-Liquidiga Sta. 0+000-10+500		Om Brother unip. Lda	79	79		0		-	-			
4		Rehabilitasaun Estrada Luro-Kotamutu 1 Sta. 0+000-1+500		Om brother unip. Lda	242	196	23.8	22		-	-			
5		Rehabilitasaun Estrada Luro-Kotamutu 2 Sta. 1+500-3+250		Zorro Construction Unip Lda	293	234	58.7	0		-	-			
6		Rehabilitasaun Estrada Luro-Kotamutu 3 Sta. 3+250-5+150		Paiahara unip. Lda	314	252	62.1	0		-	-			
7		R4D Rural Road Rehabilitation Fuiloro - Home Chainage 0+000 - 1+200 Lautem Municipality			598			598		50	50	288	200	60
8		R4D Rural Road Rehabilitation Fuiloro - Home Chainage 1+200 - 2+500 Lautem Municipality			500			500		50	50	200	200	50
		Sub Total			2,122	831	145	1,147	-	122	122	493	400	110
		LIQUISA												
1		Manutensaun Estrada Fahilebo-Bucumera. Sta. 0+000-6+500Manutensaun Estrada Libaloa-Fahilebo. Sta. 0+000-6+400 and Manutensaun Estrada Fahilebo-Fatumasi. Sta. 0+000-2+300	MOPTC/ R4D	Lep Iaco Dato Unip. Lda	300	276		24		-	-			
2		Manutensaun Estrada Liquisa-Leotela. Sta. 0+000-12+300		Metalica Unip. Lda	175	175		0		-	-			
3		Rehabilitasaun Estrada Liquisa-Metagou/Maumeta-Metagou Sta. 0+000-7+000Manutensaun Estrada Metagou-Leotela. Sta. 0+000-7+600Manutensaun Estrada Gunaba-Lukulai. Sta. 0+000-2+000		Banir Lema Unip. Lda	891	891		0		-	-			
4		R4D Rural Road Rehabilitation Bebadiri - Lebokalako Chainage 0+000 - 5+000 Liquica Municipality		15 Raelti Unip. Lda	452			452		100	100	160	147	45
		Sub Total			1,818	1,342	-	476	-	100	100	160	147	45

Annex 13 (continuation)

No.	Codigo	Nome de Projecto	Dono de Projecto	Companhia	Valor de Contrato	Total Pagamento acumulado até Dezembro de 2018	Total Despesas Actual Orçamento de 2019	Saldo Actual até Dezembro 2019	Total Despesas Jan - Julho de 2020	Total Despesas Estimativo Agosto - Dez de 2020	Alocação de Orçamento Final de 2020	Alocação de Orçamento de 2021	Alocação de Orçamento de 2022	Alocação de Orçamento de 2023
					(\$'000)	(\$'000)	(US\$)	(US\$)	(\$'000)	(\$'000)	(\$'000)	(\$'000)	(\$'000)	(\$'000)
Projectos - Programa de Manutenção e Reabilitação (Codigo: 9770101, 9770102 e 9770103)					29,825	14,708	4,377	10,740	463	3,800	4,264	4,500	1,735	371
		DILI												
1	9770103	Manutensaun EstradaDare-Lelaus. Sta. 0+000-6+000	MOPTC/ R4D	Espada Metagou Unipessoal Lda	208	187	20.8	0		-	-			
2		R4D Rural Road Rehabilitation Pala - Iliana - Tasi Chainage 0+000 - 7+000 Dili Municipality		Chime Naya Buras Unip. Lda	297			297		100	100	100	68	30
		Sub Total			505	187	21	297	-	100	100	100	68	30
		VIQUEQUE						-						
1		Manutensaun Estrada Luihono-Osorua Sta. 0+000-6+750	MOPTC/ R4D	Boru- Buty Unip.Lda	184	88		96		77	77	18.39		
2		Rehabilitasaun Estrada Ossu-Nareka Sta. 0+000-3+400		Hoven II Unip Lda	884	795	88.4	0		-	-			
3		R4D Rural Road Rehabilitation Ossu de Cima - Liaruka Chainage 0+000 - 2+000 Viqueque Municipality - (Projeto foun)		Kay Seng Unip. Lda	425			425		123	123	157	103	43
		Sub Total			1,493	884	88	521	-	200	200	176	103	43

Annex 14: List of Emergency Projects due to flooding on 13 March 2020 in Dili, Road Program

No	Município	Dono de Projecto	Nome de Projeto	Companhia	Valor de Contrato	Total Pagamento acumulado até Dezembro de 2018	Total Despesas Actual Orçamento de 2019	Saldo Actual até Dezembro 2019	Total Despesas Jan - Julho de 2020	Total Despesas Estimativo Agosto - Dez de 2020	Alocação de Orçamento Final de 2020	Alocação de Orçamento de 2021	Alocação de Orçamento de 2022	Alocação de Orçamento de 2023
					(US\$)	US\$	(US\$)	(US\$)	US\$	US\$	US\$	US\$	US\$	(US\$)
Projetos de Emergência de Inundação do dia 13 de Março de 2020 em Dili, programa estradas (Codigo: Novo)														
	Kategoriza Estrada no Controlo de cheias						-							
1	Dili	MOP	Emergency Work for Lahane Oriental (Aldeia Vale DE Lahane, Balibar E Paiyol Pakote 1	Sali Magu Unipessoal Lda	380,380		-	380,380		342,342	342,342	38,038		
2	Dili	MOP	Emergency Work for Kuluhun Ate Ponte Habibie/Bidau Santa-Ana (Pacote I) Municipality Dili	Carya Timor Leste Lda	477,528		-	477,528		429,775	429,775	47,753		
3	Dili	MOP	Emergency Project Ponte Ponte My Friend - Ponte Hali Laran, Kuluhun 2020 (Pakote No. 3) Municipality Dili	Jonize Construction Unipessoal Lda	911,145		-	911,145		820,031	820,031	91,115		
4	Dili	MOP	Emergency Work for Maufelo Ate Ponte Habibie / Bidau Santa Ana (Pakote No. 4) Municipality of Dili	Aitula Construction & Eletrica Lda	1,414,133		-	1,414,133		1,272,720	1,272,720	141,413		
5	Dili	MOP	Emergency Work For River Protection at 5 de Maio, Becora (Pacote No. 5) Municipio Dili	Star King Construction Unipessoal Lda	396,876		-	396,876		357,188	357,188	39,688		
6	Dili	MOP	Emergency Project for Mota Akanunu Upstream (Pakote 6 c) Municipio Dili	Montana Diak Unipessoal Lda	2,410,794		-	2,410,794		2,169,715	2,169,715	241,079		
7	Dili	MOP	Emergency Project for Mota Akanunu Downstream (Pakote 6 d) Municipio Dili	Tinolina Unipessoal Lda	2,147,392		-	2,147,392		1,932,653	1,932,653	214,739		
8	Dili	MOP	Emergency Project for Fatuahi e Hera Parte Tasi (Pakote 6 E) Municipio Dili	Natureza Timor Naroman, Lda	245,194		-	245,194		220,675	220,675	24,519		
9	Dili	MOP	Emergency Project Kasnafar 2020 Municipio Dili	Shabryca Construction	214,138		-	214,138		192,724	192,724	21,414		
10	Dili	MOP	Emergency Project Manleu 2020 Minicipio Dili	Shabryca Construction	172,436		-	172,436		155,192	155,192	17,244		
11	Dili	MOP	Emergency Work For Cemiterio Santa Cruz Taman Makam Pahlawan Dili (Pakote No. 8)		34,924		-	34,924		31,432	31,432	3,492		
12	Dili	MOP	River Protection Palacio Nobre Lahane, Municipio de Dili		133,297		-	133,297		133,297	133,297	13,329.75		
12			Sub Total - Estrada no Controlo de cheias		8,938,237	-	-	8,938,237		8,057,743	8,057,743	893,824		

Annex 15: List of Emergency projects due to flooding on 13 March 2020 in Dili, water and sanitation program

No	Município	Dono de Projecto	Nome de Projeto	Companhia	Valor de Contrato	Total Pagamento acumulado até Dezembro de 2018	Total Despesas Actual Orçamento de 2019	Saldo Actual até Dezembro 2019	Total Despesas Jan - Julho de 2020	Total Despesas Estimativo Agosto - Dez de 2020	Alocação de Orçamento Final de 2020	Alocação de Orçamento de 2021	Alocação de Orçamento de 2022	Alocação de Orçamento de 2023
					(US\$)	US\$	(US\$)	(US\$)	US\$	US\$	US\$	US\$	US\$	(US\$)
Projetos de Emergência de Inundação do dia 13 de Março de 2020 em Dili, Progama Água e Saneamento														
	Kategoriza		Água e Saneamento											
1	Dili	MOP	Rehabilitasaun intake, tanki filtrasaun, kanu transmisaun, no distribuisaun sistema bee mos iha Lahane 1 & 2	Sicola Unipessoal Lda	75,752			75,752		48,176	48,176	20,000	7,575	
2	Dili	MOP	Intalasaun baixada electricidade, instalasaun kanu transmisaun & lutu hadulas estasaun bomba Tuana Laran	Monte Frere Unipessoal Lda	68,989			68,989		42,090	42,090	20,000	6,899	
3	Dili	MOP	Melhoramento Kanu transmisaun no distribuisaun iha Maloa	Haksolok HJM Unipessoal Lda	190,508			190,508		122,769	122,769	48,688	19,051	
4	Dili	MOP	Rehabilitasaun intake no kanu transmisaun iha La Koto & Mutu Dare	Amigo Unipessoal Lda	51,111			51,111		46,000	46,000	5,111		
5	Dili	MOP	Rehabilitasaun kanu transmisaun husi benamauk ba WTP Lahane no Becusse	Lemo Timor Unipessoal Lda	139,972			139,972		77,287	77,287	48,688	13,997	
6	Dili	MOP	Serbisu suru sai sedimentasaun no tula sai e fase estrada	Luliana Unipessoal Lda	139,972			139,972		105,381	105,381	21,188	13,997	
Total - Estrada no Controlo de cheias					666,303	-	-	666,303	-	441,703	441,703	163,675		

Annex 16: List of Emergency projects for transmission and distribution of electricity

No	Município	Dono de Projecto	Nome de Projeto	Valor de Contrato	Total Pagamento acumulado até Dezembro de 2018	Total Despesas Actual Orçamento de 2019	Saldo Actual até Dezembro 2019	Total Despesas Jan - Julho de 2020	Total Despesas Estimativo Agosto - Dez de 2020	Alocação de Orçamento Final de 2020	Alocação de Orçamento de 2021	Alocação de Orçamento de 2022	Alocação de Orçamento de 2023
				(US\$)	US\$	(US\$)	(US\$)	US\$	US\$	US\$	US\$	US\$	(US\$)
Projetos da emergência para transmissão e distribuição de eletricidade - (Codigo:)													
			Projetos da emergência para linha de distribuição de eletricidade,				-						
1	Dili	MOP	New Installation of MV Line, Transformer & Extend LV Line in Rairobo, Atabae	582,045.60			582,046		29,102	29,102	552,943		
										-			
			Sub-total - Linha de distribuição de Eletricidade	582,045.60	-	-	582,045.60	-	29,102	29,102	552,943	-	
Projetos da emergência para linha de transmissão de eletricidade													
1	Dili	MOP	Wall Protection iha Tore N55 Betano - Cassa Section, Ainaro	437,961.84			437,962		23,698	23,698	370,468	43,796	
2	Dili	MOP	Wall Protection iha Tore N98 Liquica - Maliana Section, Bobonaro	238,389.33			238,389		11,919	11,919	202,631	23,839	
3	Dili	MOP	Wall Protection iha Tore N15 Maliana - Suai Section, Bobonaro	244,378.41			244,378		12,219	12,219	207,722	24,438	
4	Dili	MOP	Wall Protection iha Tore N92 Betano - Viqueque Section, Manufahi	328,985.76			328,986		16,449	16,449	279,638	32,899	
5	Dili	MOP	Wall Protection iha Tore N4 Manatuto - Baucau Section, Manatuto	182,757.97			182,758		9,138	9,138	155,344	18,276	
6	Dili	MOP	Wall Protection iha Tore N6 Hera - Dili Section, Dili	273,782.61			273,783		13,689	13,689	232,715	27,378	
7	Dili	MOP	Wall Protection iha Tore N6 Hera - Manatuto Section, Dili	203,020.25			203,020		10,151	10,151	172,567	20,302	
8	Dili	MOP	Wall Protection & installation gabions iha Tore N19 Hera - Dili Section, Dili	328,001.69			328,002		16,400	16,400	278,801	32,800	
			Sub-total - Linha de transmissão de Eletricidade	2,237,277.86	-	-	2,237,277.86	-	113,664	113,664	1,899,886	223,728	
			Total - Sistema transmissão e distribuição	2,819,323.46	-	-	2,819,323.46	-	142,766	142,766	2,452,830	223,728	



República Democrática de Timor-Leste

Prepared for the Government of the Democratic Republic
of Timor-Leste by the Ministry of Finance



MINISTRY OF FINANCE

Torre Ministerio das Finanças, Aitarak-Laran , Díli, Timor-Leste

Website - www.mof.gov.tl